

Isotropic, Nematic and Smectic A Phase Behaviour in a Fictitious Field

Masashi TORIKAI* and Mamoru YAMASHITA†

Department of Physics Engineering, Faculty of Engineering, Mie University, Kamihama 1515, Tsu 514-8507

Phase behaviours of liquid crystals under external fields, conjugate to the nematic order and smectic order, are studied within the framework of mean field approximation developed by McMillan. It is found that phase diagrams, of temperature vs interaction parameter of smectic A order, show several topologically different types caused by the external fields. The influences of the field conjugate to the smectic A phase, which is fictitious field, are precisely discussed.

KEYWORDS: nematic phase, smectic A phase, McMillan model, phase transition, external field

1. Introduction

Electric and magnetic fields may influence on the liquid crystalline ordering and thus on the phase behaviour of the liquid crystal systems. These fields directly couple to the nematic order and influence on the nematic ordering. Strong external fields may induce a nematic order even in the isotropic phase.^{1,2} The external fields also slightly raise the isotropic-nematic (I-N) transition temperature. As the external field is increased, the nematic order in the nematic phase at the transition temperature decreases; together with the increase of the nematic order in the isotropic phase at the transition temperature, the discontinuity at the I-N transition is reduced. Eventually the discrete I-N transition vanishes under a sufficiently strong field, as shown in ref. 1 theoretically and in ref. 2 experimentally.

The influences of the external fields show a richer variety and are much complex if we consider the smectic A order in addition to the nematic order. For example, a system which intrinsically shows direct isotropic-smectic A (I-A) transition under zero external field can exhibit the nematic phase between isotropic and smectic A phases under an external field. The existence of such a field-induced (non-spontaneous) nematic phase was predicted theoretically in ref. 3 and found experimentally in ref. 4. The appearance of this non-spontaneous nematic phase is a consequence of the direct coupling between the field and the nematic order. The external fields also couple to the smectic A order indirectly, through the direct coupling between nematic order and smectic A order. Thus the fields may influence the smectic order and may change the type of the nematic-smectic A (N-A) transition. Actually, it is shown that a system which shows a first order N-A transition under zero external fields may undergo a second order N-A transition under an external field.^{5,6}

These studies have investigated the effects of the external field conjugate to the nematic order, since the (squares of) magnetic and electric fields are the fields conjugate to the nematic order.⁷ The external field conjugate to the smectic order, which should induce a one-dimensional periodic density modulation in addition to the orientational order of the molecules, is not experi-

mentally available and not realistic field. (The electric field may play a role of the field conjugate to the *smectic order* by the effect of, so called, smectic electrostriction,⁸ which is the density change induced by the electric field. However, the effect of the electrostriction is negligibly weak except for the case where the coupling between nematic order and smectic order is weak.⁸)

The purpose of the present paper is to clarify the phase behaviour of the liquid crystals under the influence of not only the external field, h_s , conjugate to the nematic order but also the external field, h_σ , conjugate to the smectic order. The field h_σ is fictitious and arbitrary field; however, the application of such an external field is of interest from theoretical aspects since it completes the description of the phase diagram. In addition, a field conjugate to an order parameter naturally arises as an effective field, as a result of the spatial inhomogeneity of the order parameter. Such an effective field is helpful to understand the phase transitions in inhomogeneous systems. In fact, one of the authors has disclosed the mechanism of phase transition of the freely suspended smectic films, by utilising the effective field conjugate to the smectic order parameter.⁹

In the present paper, we investigate the McMillan's liquid crystal model,¹⁰ which has a parameter α showing a dimensionless interaction strength for the smectic A phase. By analysing order parameters and transition temperatures for a suitable range of α , we elucidate the phase behaviour of the system. The knowledge of the behaviour of the homogeneous systems under the fictitious field is useful to investigate the inhomogeneous systems; the relation between the fictitious field and the effective field due to the spatial inhomogeneity is discussed in §4.

2. McMillan Model

We use a mean field approximation of liquid crystalline model introduced by McMillan.¹⁰ Let s and σ be order parameters of nematic order and smectic order, respectively. Then, the McMillan's one-body potential is expressed as

$$V(z, \cos \theta) = -V_0 \left[s + \alpha \sigma \cos \left(\frac{2\pi z}{d} \right) \right] P_2(\cos \theta), \quad (1)$$

where we assume the director is parallel to z -axis, and θ is the angle between the long axis of a molecule and

*E-mail address: torikai@phen.mie-u.ac.jp

†E-mail address: mayam@phen.mie-u.ac.jp

z -axis; $P_2(x) = 3(x^2 - 1)/2$ is the second order Legendre polynomial and d denotes the thickness of a single smectic layer. The second term on right hand side of eq. (1) denotes the smectic order interaction and parameter α is the smectic order interaction strength. The order parameters are self-consistently determined from

$$s = \langle P_2(\cos \theta) \rangle_{\beta, s, \sigma}, \quad (2)$$

$$\sigma = \left\langle \cos \left(\frac{2\pi z}{d} \right) P_2(\cos \theta) \right\rangle_{\beta, s, \sigma}, \quad (3)$$

where the angular brackets denote the canonical ensemble average for one-particle:

$$\begin{aligned} & \langle A(\theta, z) \rangle_{\beta, s, \sigma} \\ &= \frac{1}{Z(\beta, \beta V_0 s, \beta V_0 \alpha \sigma)} \int_0^\pi d\theta \sin \theta \int_0^d dz A(\theta, z) \\ & \times \exp \left\{ \beta V_0 \left[s + \alpha \sigma \cos \left(\frac{2\pi z}{d} \right) \right] P_2(\cos \theta) \right\}, \end{aligned} \quad (4)$$

where Z denotes the one-particle partition function

$$\begin{aligned} & Z(\beta, \beta V_0 s, \beta V_0 \alpha \sigma) \\ &= \int_0^\pi d\theta \sin \theta \int_0^d dz \\ & \times \exp \left\{ \beta V_0 \left[s + \alpha \sigma \cos \left(\frac{2\pi z}{d} \right) \right] P_2(\cos \theta) \right\}. \end{aligned} \quad (5)$$

Under the external fields, the potential energy induced by the external fields is

$$V_{\text{ext}} = - \left[h_s P_2(\cos \theta) + h_\sigma \cos \left(\frac{2\pi z}{d} \right) P_2(\cos \theta) \right], \quad (6)$$

where h_s and h_σ are the external fields conjugate to, respectively, s and σ . The mean field one-particle partition function is then $Z(\beta, \beta h_s + \beta V_0 s, \beta h_\sigma + \beta V_0 \alpha \sigma)$. For later convenience to obtain the free energy, we introduce symmetry breaking fields¹² η and ζ , which are conjugate to the nematic order and smectic order, respectively. The symmetry breaking fields should be zero at the thermal equilibrium. The one-particle partition function with symmetry breaking fields is $Z(\beta, \eta + \beta h_s + \beta V_0 s, \zeta + \beta h_\sigma + \beta V_0 \alpha \sigma)$. The self-consistent equations for order parameters are

$$s = I(\beta, \eta + \beta h_s + \beta V_0 s, \zeta + \beta h_\sigma + \beta V_0 \alpha \sigma), \quad (7a)$$

$$\sigma = J(\beta, \eta + \beta h_s + \beta V_0 s, \zeta + \beta h_\sigma + \beta V_0 \alpha \sigma), \quad (7b)$$

where $I(\beta, \eta, \zeta)$ and $J(\beta, \eta, \zeta)$ are defined as

$$I(\beta, \eta, \zeta) = \frac{\partial}{\partial \eta} \ln Z(\beta, \eta, \zeta), \quad (8a)$$

$$J(\beta, \eta, \zeta) = \frac{\partial}{\partial \zeta} \ln Z(\beta, \eta, \zeta). \quad (8b)$$

Among the sets of solutions of eqs.(7), the thermodynamically stable set gives a minimum of the following function (the work done by the symmetry breaking

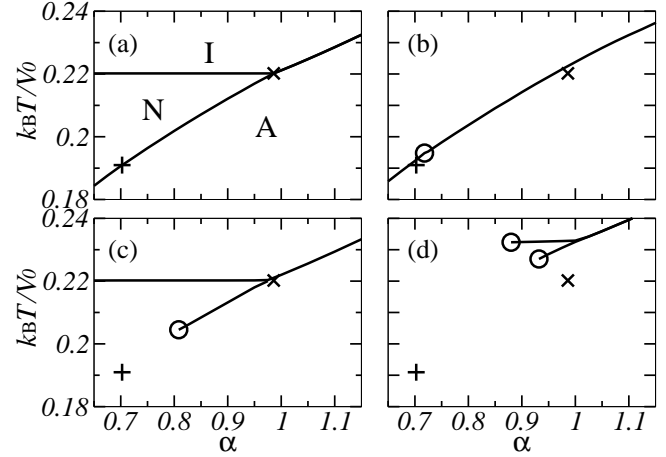


Fig. 1. Phase diagrams for (a) $h_s = 0$, $h_\sigma = 0$, (b) $h_s = 0.0106 > h_c^{(c)}$, $h_\sigma = 0$, (c) $h_s = 0$, $h_\sigma = 0.003$, and (d) $h_s = 0.0106$, $h_\sigma = 0.025$. In (a), the isotropic, nematic and smectic A phases are indicated as I, N and A, respectively. The triple point and tricritical point are shown in (a) as \times and $+$, respectively; these points for (a) are also shown in (b), (c) and (d) for reference. The circles indicate the tricritical point in (b), and the critical point in (c) and (d).

fields):

$$\begin{aligned} & \beta \tilde{F}(\beta, h_s, h_\sigma; s, \sigma) \\ &= \int_0^s ds' \eta(h_s, h_\sigma; s', 0) + \int_0^\sigma d\sigma' \zeta(h_s, h_\sigma; s, \sigma'), \end{aligned} \quad (9)$$

where $\eta(h_s, h_\sigma; s, \sigma)$ and $\zeta(h_s, h_\sigma; s, \sigma)$ are the inverse solutions η and ζ of the self-consistent equations (7). The minimum of $\tilde{F}(\beta, h_s, h_\sigma; s, \sigma)$ for given h_s and h_σ is the thermodynamic free energy per molecule. We can rewrite eq.(9) by use of eqs.(7) as

$$\begin{aligned} & \beta \left(\tilde{F}(\beta, h_s, h_\sigma; s, \sigma) - \tilde{F}(\beta, h_s, h_\sigma; 0, 0) \right) \\ &= \frac{\beta V_0}{2} s^2 + \frac{\beta V_0}{2} \alpha \sigma^2 \\ & - \ln \frac{Z(\beta, \beta h_s + \beta V_0 s, \beta h_\sigma + \beta V_0 \alpha \sigma)}{Z(\beta, 0, 0)}, \end{aligned} \quad (10)$$

where s and σ are the solutions of eqs.(7) for given h_s and h_σ with $\eta = \zeta = 0$.

3. Results

Here, we show our numerical results obtained from the above formulation. For convenience of the following observation, we first show the phase diagram of the systems without external fields, which is originally shown in ref. 10. The α - T phase diagram is shown in Fig.1(a). For a system with small α , i.e., $\alpha < 0.986$, the system undergoes I-N transition at $T = T_{\text{IN}} = 0.22019$, and N-A transition at lower temperature T_{NA} . The transition temperature T_{NA} is a monotonically increasing function of α . For small α , the N-A transition is a second order transition, i.e., s and σ are continuous but their differential coefficients have discontinuity at the N-A transition. If α and T_{NA} are sufficiently large, i.e., $\alpha > \alpha_{\text{tc}}$

and $T_{NA} > T_{tc}$, the N-A transition turns to first order transition. The tricritical values of α and T_{NA} at $\alpha_{tc} = 0.703$ and $T_{tc} = 0.1910$. The existence of the tricritical point on N-A coexisting line was also pointed out within the framework of the Landau-de Gennes theory. The N-A coexisting line meets I-N coexisting line at the triple point $\alpha_{triple} = 0.986$, $T_{triple} = 0.2202$. A system with $\alpha > \alpha_{triple}$ exhibits direct I-A transition.

We directly show that the independence of T_{IN} on α using the analogue of the Clapeyron relation for coexisting lines of fluid phases.¹¹ As done in the Clapeyron relation we can write the slope of a coexisting line at point $(\alpha, T_{IN}(\alpha))$ as

$$\frac{dT_{IN}(\alpha)}{d\alpha} = -\frac{\Delta F_\alpha}{\Delta F_T}, \quad (11)$$

where F is the thermodynamic free energy per molecule given by minimizing $\bar{F}(\beta, h_s, h_\sigma; s, \sigma)$ with respect to β and σ . The factors on the right hand side of eq.(11) are determined as $\Delta F_\alpha = \partial F/\partial\alpha|_{nematic} - \partial F/\partial\alpha|_{isotropic}$ and $\Delta F_T = \partial F/\partial T|_{nematic} - \partial F/\partial T|_{isotropic}$, where $\partial F/\partial\alpha$ and $\partial F/\partial T$ are evaluated at the point $(\alpha, T_{IN}(\alpha))$ and at the phase indicated by the subscript. Then $\Delta F_\alpha = -\Delta(V_0\sigma^2/2) = 0$ since σ is zero in both isotropic and nematic phases; ΔF_T is the entropy change at the transition and is nonzero. Therefore T_{IN} is independent of α .

In the following, we investigate the phase diagrams under the influence of external fields, h_s and h_σ . We restrict our investigations to ranges $0 \leq h_s \leq 0.03$ and $0 \leq h_\sigma \leq 0.06$. We believe that the phase diagrams are qualitatively the same if the fields exceed the ranges, and that these upper bounds are sufficiently large to observe the influence of the fields. We also confirmed that, using our inhomogeneous model systems, the effective fields induced by the spatial inhomogeneity of the order parameter do not exceed the ranges indicated above. The inhomogeneous model systems we used are McMillan model systems sandwiched between strong homeotropic anchoring walls; we discuss these models and the effective fields in § 4.

The phase diagrams of systems in nonzero external fields are shown in Figs.1 (b), (c) and (d) for various h_s and h_σ . These external fields change the phase diagram not only quantitatively but also qualitatively.

We first discuss the effect of h_s . If $h_s < h_s^{(c)} = 0.0104$, the application of h_s does not induce a topological change on the phase diagram, and increases both T_{IN} and T_{NA} linearly. We note that the triple point goes to high- α region by the application of h_s . Thus, under the field h_s , we have a parameter region in which the nematic phase appears, even if the systems do not exhibit the nematic phase under zero fields; i.e., the field induced non-spontaneous nematic phase^{3,4} appears also in the McMillan model. For $h_s > h_s^{(c)}$ and $h_\sigma = 0$, the I-N coexisting line entirely vanishes and thus only N-A coexisting line remains (Fig. 1(b)). The fact that I-N transition vanishes under a strong external field h_s was shown in ref. 1 for $\alpha = 0$, i.e., for Maier-Saupe model.

The effect of h_σ is observed on the small α region even if h_σ is very small. The field h_σ removes the second or-

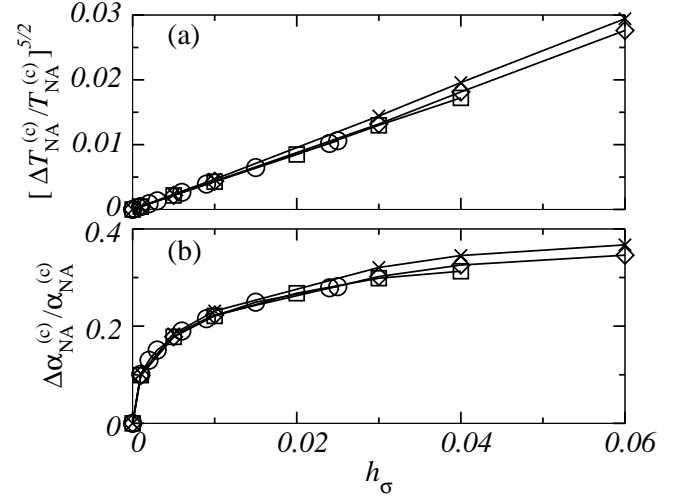


Fig. 2. The field h_σ dependence of critical values: (a)critical temperature $\Delta T_{NA}^{(c)} = T_{NA}^{(c)}(h_s, h_\sigma) - T_{NA}^{(c)}(h_s, 0)$, and (b)critical parameter: $\Delta\alpha_{NA}^{(c)} = \alpha_{NA}^{(c)}(h_s, h_\sigma) - \alpha_{NA}^{(c)}(h_s, 0)$. The symbols $\circ, \square, \diamond,$ and \times correspond to $h_s = 0, 0.011, 0.02,$ and 0.03 , respectively. The curves for $h_s = 0$ and 0.011 terminate at $h_\sigma \sim 0.025$ and ~ 0.04 , respectively; this is because N-A critical points vanish for large h_σ since $T_{NA}^{(c)}$ increases and the critical points merge with the I-N transition line.

der transition part on the N-A coexisting line (Fig. 1(c)). Thus the tricritical point turns to a critical point. As h_σ increases, N-A line moves to higher temperature region; I-N line is not sensitive to h_σ . If h_σ is strong enough, even if $h_s > h_s^{(c)} = 0.0104$, a part of I-N line survives and it terminates at the I-N critical point (Fig. 1(d)). As h_σ increases, the temperature at I-N critical point $T_{IN}^{(c)}$ increases, and α value at I-N critical point $\alpha_{IN}^{(c)}$ decreases, so that I-N line is elongated. The application of h_s also increases both of $T_{IN}^{(c)}$ and $\alpha_{IN}^{(c)}$, and thus shorten the I-N line. The $\alpha_{IN}^{(c)}$ is sensitive to h_s , so that the I-N line rapidly shrinks and vanishes for increasing h_s . For $h_s > h_s^{(c)}$ and finite h_σ , there are paths where phases may change from isotropic to nematic, and nematic to smectic, without discontinuous transitions. Furthermore, I-N line rapidly shrinks as h_s increases, and N-A line also rapidly shrinks as h_σ increases. Thus the bifurcated coexisting line becomes a single line which terminates at a critical point.

We estimate the effect of h_σ on the N-A critical point more quantitatively. From our numerical calculations, the N-A critical temperature $T_{NA}^{(c)}$ is obtained to depend on h_σ as

$$\frac{T_{NA}^{(c)}(h_s, h_\sigma) - T_{NA}^{(c)}(h_s, 0)}{T_{NA}^{(c)}(h_s, 0)} = ah_\sigma^{2/5}, \quad (12)$$

as shown in Fig.2(a). The h_s -dependence of the coefficient a is weak; the coefficients a are 0.423, 0.431, 0.458 and 0.491 for $h_s = 0, 0.011, 0.020$ and 0.030 , respectively. The h_s dependence of N-A critical point is approximately linear, i.e., for $h_\sigma = 0$,

$$\frac{T_{NA}^{(c)}(h_s, 0) - T_{NA}^{(c)}(0, 0)}{T_{NA}^{(c)}(0, 0)} = bh_s, \quad (13)$$

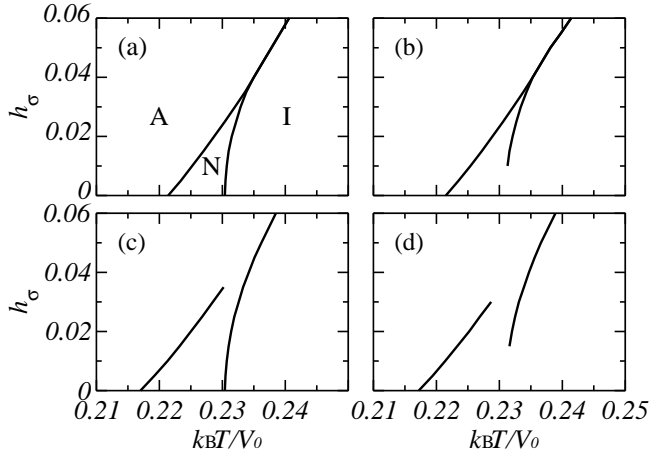


Fig. 3. The temperature-field (T - h_σ) phase diagrams for (a) $\alpha = 0.975, h_s = 0.01 < h_s^{(c)}$, (b) $\alpha = 0.975, h_s = 0.0106 > h_s^{(c)}$, (c) $\alpha = 0.93, h_s = 0.01$, and (d) $\alpha = 0.93, h_s = 0.0106$. The labels I, N and A in (a) denote the isotropic, nematic and smectic A phases, respectively.

where $b = 1.88$. Thus h_s and h_σ dependence of $T_{NA}^{(c)}$ is completed as

$$\frac{T_{NA}^{(c)}(h_s, h_\sigma) - T_{NA}^{(c)}(0, 0)}{T_{NA}^{(c)}(0, 0)} = bh_s + a(1 + bh_s)h_\sigma^{2/5}. \quad (14)$$

If h_s increases, the $T_{NA}^{(c)}$ increases up to I-N transition temperature, then N-A line vanishes. The h_σ -dependence of N-A critical value of α , $\alpha_{NA}^{(c)}$, seems to be scalable for several h_s as shown in Fig.2(b). However, in the present stage, it is difficult to obtain a simple function form of scaled $\alpha_{NA}^{(c)}$.

In order to show clearly the effect of h_σ on the phase behaviour, we show h_σ - T phase diagrams in Fig. 3. In the system with $\alpha = 0.975$, if the external field h_s is weak, three phases are divided by first order transition lines (Fig. 3(a)). The transition temperature T_{NA} increases almost linearly to h_σ . On the other hand, h_σ -dependence of T_{IN} is weak. In fact, in the vicinity of $h_\sigma = 0$, T_{IN} does not depend on h_σ . In analogy to the Clapeyron equation, we obtain

$$\frac{dT_{IN}}{dh_\sigma} = -\frac{\Delta(\partial F/\partial h_\sigma)}{\Delta F_T} = \frac{\Delta\sigma}{\Delta S}, \quad (15)$$

where $\Delta\sigma$ and ΔS are the changes of, respectively, σ and entropy per molecule at the I-N transition. Thus, dT_{IN}/dh_σ is zero since σ is zero in both isotropic and nematic phases at $h_\sigma = 0$. By the application of h_σ , the smectic order is induced in isotropic and nematic phases, so that the change in σ is finite and T_{IN} becomes dependent on h_σ . If the field h_s exceeds $h_s^{(c)}$, in the system with $\alpha = 0.975$, the I-N transition turns to be continuous at $h_\sigma \sim 0$. But the application of h_σ recovers the I-N line thus the system again undergoes I-N transition (Fig. 3(b)). For $h_s < h_s^{(c)}$ and small α , *e.g.* $\alpha = 0.93$, the N-A transition turns to be continuous under high h_σ ; thus N-A critical point appears (Fig. 3(c)). If h_s exceeds $h_s^{(c)}$ in $\alpha = 0.93$ system, I-N transition at low h_σ becomes a continuous change without transition. Then the system has paths from isotropic phase to smectic phase

without discontinuous transition (Fig. 3(d)).

4. Summary and Discussions

We have studied the phase diagram of the McMillan model system under external fields h_s , and h_σ . By the application of h_σ , second order transition line on N-A line at low α region vanishes and N-A transition turns to be smooth. The I-N line vanishes under an external field h_s higher than $h_s^{(c)}$, however h_σ recovers the nematic order and I-N coexisting line.

The fictitious field h_σ , which we mainly discussed in the present paper, is resulted from the spatial inhomogeneity of the order parameter σ . As an concrete example, let us consider a thin system sandwiched by two parallel walls and assume that the walls force liquid crystalline molecules at wall surfaces to stick perpendicular to the walls(homeotropic anchoring). In the following, we discretise the system into N layers parallel to the walls, and assume the n th layer has order parameters $s^{(n)}$ and $\sigma^{(n)}$. In the mean field theory, the inhomogeneity due to walls changes the mean field contributions in the arguments of eqs.(7); *e.g.*, $V_0 s$ turns to $V_0' s^{(n)} + V_0'' s^{(n-1)} + V_0''' s^{(n+1)}$ with constants V_0' and V_0'' denoting intralayer and interlayer interactions, respectively. Then we may write the self-consistent equation as

$$s^{(n)} = I(\beta, \beta h_s^{(n)} + \beta V_0 s^{(n)}, \beta h_\sigma^{(n)} + \beta V_0 \alpha \sigma^{(n)}), \quad (16a)$$

$$\sigma^{(n)} = J(\beta, \beta h_s^{(n)} + \beta V_0 s^{(n)}, \beta h_\sigma^{(n)} + \beta V_0 \alpha \sigma^{(n)}), \quad (16b)$$

where the $h_s^{(n)}$ and $h_\sigma^{(n)}$ are defined by

$$h_s^{(n)} = V_0''(s^{(n-1)} - 2s^{(n)} + s^{(n+1)}), \quad (17a)$$

$$h_\sigma^{(n)} = V_0''(\sigma^{(n-1)} - 2\sigma^{(n)} + \sigma^{(n+1)}), \quad (17b)$$

and the boundary conditions are $s^{(1)} = s^{(N)} = 1$ and $\sigma^{(1)} = \sigma^{(N)} = 1$. In eqs.(16) and (17) we redefined $V_0 = V_0' + 2V_0''$ in order to emphasise the equivalence of eqs.(7) and (16) in the homogeneous limit. We summarised the effect of inhomogeneity of the order parameters into $h_s^{(n)}$ and $h_\sigma^{(n)}$. From the similarity between eqs. (7) and (16), we may call the variables $h_s^{(n)}$ and $h_\sigma^{(n)}$ the effective fields corresponding to h_s and h_σ , respectively. The stability condition for the inhomogeneous system is minimizing the work done by the symmetry breaking fields on the whole system, not the work on the each layer. Except for the difference in the stability conditions, each layer of the inhomogeneous thin system under effective fields may be viewed as a homogeneous bulk system under external fields which depend on position and on temperature. From this point of view, we may analyse the thermal behaviour of the thin system by observing the locus of the fields on the bulk phase diagram of the field versus temperature plane. In fact, such an analysis is shown to be useful in order to uncover the mechanism of smectic A-C* phase transition,⁹ and I-N phase transition of Maier-Saupe model.^{13,14} For thin system version of the model we analysed in the present paper, we have investigated the phase transitions and thermal behaviour of physical quantities by utilising the

phase diagram obtained in the present paper, which will be reported in a near future.¹⁵

This study was partly supported by a Grant-in-Aid from the Ministry of Education, Culture, Sports, Science and Technology (No. 14540355).

- 1) P. J. Wojtowicz and P. Sheng: Phys. Lett. **48A** (1974) 235.
- 2) I. Lelidis, and G. Durand: Phys. Rev. E **48** (1993) 3822.
- 3) C. Rosenblatt: Phys. Lett. A **83** (1981) 221.
- 4) I. Lelidis, and G. Durand: Phys. Rev. Lett. **73** (1994) 672.
- 5) C. Rosenblatt: Journal de Physique Letters **42** (1981) 9.
- 6) H. Hama: J. Phys. Soc. Jpn. **54** (1985) 2204.
- 7) P. G. de Gennes: *The Physics of Liquid Crystals* (Clarendon, Oxford, 1973)
- 8) I. Lelidis and G. Durand: Journal de Physique II **6** (1996) 1359.
- 9) M. Yamashita: J. Phys. Soc. Jpn. **72** (2003) 2421.
- 10) W. L. McMillan: Phys. Rev. A **4** (1971) 1238.
- 11) H. B. Callen: *Thermodynamics and an Introduction to Thermostatistics* (John Wiley & Sons, New York, 1985) 2nd ed.
- 12) H. Nakano and M. Hattori: Prog. Theor. Phys. **49** (1973) 1752.
- 13) M. Yamashita: J. Phys. Soc. Jpn. **72** (2003) 1682.
- 14) M. Yasen, M. Torikai and M. Yamashita: submitted to J. Phys. Soc. Jpn.
- 15) M. Torikai and M. Yamashita: in preparation for publication.