

# The Long Range Interaction and the Relaxation in Glasses at Low Temperatures

A.L. Burin and I.Ya.Polishchuk\*<sup>†</sup>

*Department of Chemistry, Tulane University, New Orleans, LA 70118, USA*

*\*RRC Kurchatov Institute, Kurchatov Sq. 1, 123182 Moscow, Russia*

*<sup>†</sup>Max-Planck-Institut für Physik Komplexer Systeme, D-01187 Dresden, Germany*

*We describe the interaction stimulated relaxation in the ensemble of two-level systems, responsible for low temperature kinetics and thermodynamics properties of amorphous solids. This relaxation gets significant at sufficiently low temperature when phonons are substantially frozen out. We show that in the realistic experimental situation the measuring field strongly accelerates the interaction stimulated relaxation. The characteristic temperature and field dependences of the relaxation rate are found when the rate is affected both by the interaction between two level systems and by the external field.*

*PACS numbers: 61.43.Fs, 75.50.Lk, 77.22.Ch*

## 1. Introduction

For a long time the standard model of *non-interacting* two-level-systems (*TLS*)<sup>1</sup> has served as a good background for understanding experimental data in glasses at low temperatures  $T \leq 1K$ . The further investigations revealed that below  $100mK$  almost all measurements in dielectric glasses dealing with their relaxation properties<sup>2-6</sup> cannot be treated ignoring the *TLS* interaction. For this reason one can suppose that that below  $100mK$  *TLS* manifest the collective behavior induced by the interaction between them.

It is well established that in amorphous solids *TLS* are coupled with phonons. In dielectric glasses at  $T \ll \Theta_D$  ( $\Theta_D$  is the Debye temperature) coupling with acoustic phonons plays a main role. The virtual exchange of *TLS* by acoustic phonons results in the indirect interaction between *TLS*, which decays with the distance  $R$  as  $R^{-3}$ . In particular, this interaction

Alexander L. Burin and Il'ya Ya. Polishchuk

gives rise to the flip-flop transitions between two *TLS* (see Fig. 1). The transition amplitudes also decay with the distance as  $R^{-3}$ .<sup>7,8</sup> In a number of dielectric glasses, *TLS* possess their own dipole moment. In this case the electrostatic dipole-dipole interaction can become the dominating interaction between *TLS*.<sup>9</sup> This interaction also decreases with the distance as  $R^{-3}$ . It was experimentally discovered by Arnold and Hunklinger<sup>10</sup> (see also<sup>9</sup>) that the  $1/R^3$  interaction contributes to the spectral diffusion of the *TLS* energy. This spectral diffusion involves the dynamic fluctuation of the *TLS* energy due to its interaction with neighboring *TLS*, making transitions between their levels.<sup>11</sup>

Along with the interaction significance for the acoustic<sup>10,9</sup> and optical<sup>12-14</sup> hole burning experiments, it also affects the decay of coherent echoes.<sup>15</sup> Also the interaction between *TLS* has been revealed in the non-equilibrium dielectric measurements,<sup>5,16</sup> giving rise to the reduction of the spectral density near zero energy. This is interpreted as the dipole gap formation.<sup>17</sup> In addition, it has been found that the transition from coherent to incoherent tunneling takes place if the typical interaction energy exceeds tunneling splitting.<sup>18</sup> Recently discovered anomalous low-temperature behavior of amorphous solids in the external magnetic field<sup>19-24</sup> can also be associated with the *TLS* interaction.

The relaxation in a disordered system can be due to delocalized excitations. The single particle energy delocalization is not efficient for the ensemble of interacting *TLS* because the static energy disordering is very strong there. Therefore, the Anderson localization<sup>25</sup> of all excitations takes place. In other words, the localization in the disordered *TLS* system is due to a large energy level mismatch for a typical pair of *TLS* (Fig. 1A) compared with the flip-flop transition amplitude for this pair. Suppose that a *TLS* excitation energy can experience large time-dependent fluctuations. These fluctuations can reduce the energy mismatch value, stimulating level crossing and supporting flip-flop transitions (see the resonant pair in Fig. 1B). Such fluctuations can be induced by either the external alternating (measuring) field or they can be due to the spectral diffusion, caused by transitions of neighboring *TLS*. Thus, such fluctuations can promote the delocalization in the system. In the absence of the external field this delocalization can be treated as a self-consistent process in which the spectral diffusion induces *TLS* transitions. In its turn, *TLS* transitions cause the spectral diffusion due to *TLS* interaction.

This paper is a comprehensive presentation of our results concerning the effect of  $R^{-3}$  interaction on the dynamic properties of amorphous solids. It is organized as follows. In Sect. 2 we address the single particle localization problem for zero temperature and zero external alternating field. In Sect. 3

## The Long Range Interaction and the Relaxation in Glasses at Low Temperatures

the effect of an external alternating field on the single particle localization is studied. We demonstrate that the field having a sufficiently large amplitude and a small frequency can break the Anderson localization. In Sect. 4 we study the finite temperature many-body delocalization of a *TLS* energy within the *TLS* ensemble induced by the self-consistent dynamics of resonant pairs (see Fig. 1B). Sect. 5 is devoted to the most complicated, but experimentally relevant regime where both external field and interaction of *TLS* must be taken into account simultaneously. In summary we present the brief discussion of the application of our theory to the experimental studies.

### 2. Anderson localization of the *TLS* energy

Following Ref.,<sup>1</sup> we accept that the distribution function for the bias asymmetries  $\Delta$  and tunneling amplitudes  $\Delta_0$  (see Fig. 1) obeys the universal distribution

$$P(\Delta, \Delta_0) = \frac{P}{\Delta_0}. \quad (1)$$

An isolated *TLS* can be described by the standard pseudospin Hamiltonian

$$h_i = -\Delta_i S_i^z - \Delta_{0i} S_i^x. \quad (2)$$

The interaction between *TLS* can be expressed as<sup>9,30</sup>

$$\hat{V} = \frac{1}{2} \sum_{i,j} U(R_{ij}) S_i^z S_j^z, \quad U(R_{ij}) = \frac{U}{R_{ij}^3}, \quad (3)$$

where  $R_{ij}$  is the distance between two *TLS* and  $U$  is the characteristic coupling constant.

Consider a relaxation of a sole excited *TLS* with certain energy splitting  $E = (\Delta^2 + \Delta_0^2)^{\frac{1}{2}}$ . The relaxation channel independent of phonons is hopping of an excitation from excited *TLS* to another *TLS* with parameters  $\Delta', \Delta'_0, E' = (\Delta'^2 + \Delta_0'^2)^{\frac{1}{2}}$ , which is initially in its ground state (see Fig. 1B). As a result, first *TLS* goes into the ground state, while second *TLS* becomes excited. The inverse process also takes place so that the pair of *TLS* under consideration can be detected in one of the two states separated by the small energy  $|E - E'|$ . In what follows, these two states of a *TLS* pair will be referred to as a flip-flop configuration. Such a *TLS* pair can be considered as a new type of the two-level system with the asymmetry  $\Delta_p = |E - E'|$ . In addition, as follows from Eqs. (2), (3), the tunneling amplitude coupling two states of the flip-flop configuration of a *TLS* pair is given by the relation<sup>8,26,27</sup>

$$\Delta_{0p}(R) \approx U(R) \frac{\Delta_0 \Delta'_0}{EE'}. \quad (4)$$

**Alexander L. Burin and Il'ya Ya. Polishchuk**

Thus one can describe the evolution of initially excited *TLS* in terms of the transition between the two states of the flip-flop configuration of a *TLS* pair (Fig. 1B). If a certain two-level system with the parameters  $\Delta$  and  $\Delta_0$  was initially, say, in the first state, the time-dependent probability  $W_2(t)$  to find the system in the second state is given by the solution of the corresponding time-dependent Schrödinger equation (hereafter we set  $\hbar = k_B = 1$ )

$$W_2(t) = \frac{\Delta_0^2}{\Delta^2 + \Delta_0^2} \sin^2(t\sqrt{(\Delta^2 + \Delta_0^2)}). \quad (5)$$

This relation applied to the flip-flop transition within the *TLS* pair (see Fig. 1) means that the transition efficiency is noticeable provided the parameters of a *TLS* pair obeying the resonance condition

$$\Delta_p = |E - E'| < \Delta_{0p}(R), \quad (6)$$

where the pair transition amplitude  $\Delta_{0p}$  is defined by Eq. (4). Hereafter such a *TLS* pair is referred to as a *resonant pair*(*RP*). Then, the frequency of quantum mechanical oscillations of population between the potential wells of the flip-flop configuration given by (cf. Fig. 1B, Eq. (5))

$$\tau^{-1} = \sqrt{(\Delta_p^2 + \Delta_{0p}^2)} \approx \Delta_{0p}(R) \quad (7)$$

is completely determined by the pair flip-flop transition amplitude  $\Delta_{0p}(R)$  (4). The inverse of this frequency defines the transition time  $\tau$ .

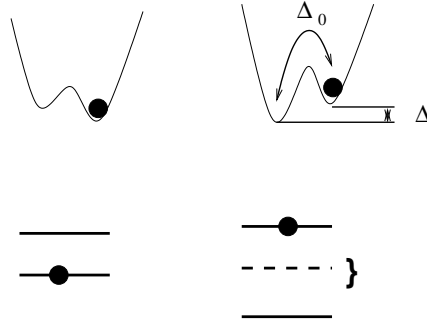
The Anderson delocalization and/or localization are explicitly associated with a *TLS* capability to form resonant pairs. If the typical *TLS* has on average the large number of resonant neighbors, one would expect the delocalization. In fact, each resonance shares the energy between two *TLS*. One can use a percolation analogy, connecting all resonant pairs into a cluster. When the infinite cluster can be formed, excitations become delocalized (cf. Ref.<sup>28</sup>). It is clear that we need to have more than one resonant neighbour for each *TLS* (2-3 should determine the threshold<sup>28</sup>) to make such a cluster. When the average number  $N$  of resonant pairs formed by one *TLS* is much less than unity, this *TLS* cannot share its energy with anybody (Fig. 1A) or it has one resonant neighbour (Fig. 1B), with whom it hybridizes its excitation. The probability to add more resonances decreases by a small factor of  $N \ll 1$ , so all excitations are localized.

How many resonances does a given excited *TLS* with the parameters  $\Delta_0, E$  form with other *TLS*? To answer this question, one should calculate the average number  $N[\Delta_0, E]$  of *TLS*, forming a resonant pair with selected excited *TLS*. Using Eqs. (1), (4), (6), we find

$$N[\Delta_0, E]$$

# The Long Range Interaction and the Relaxation in Glasses at Low Temperatures

## A. Nonresonant pair



## B. Resonant pair

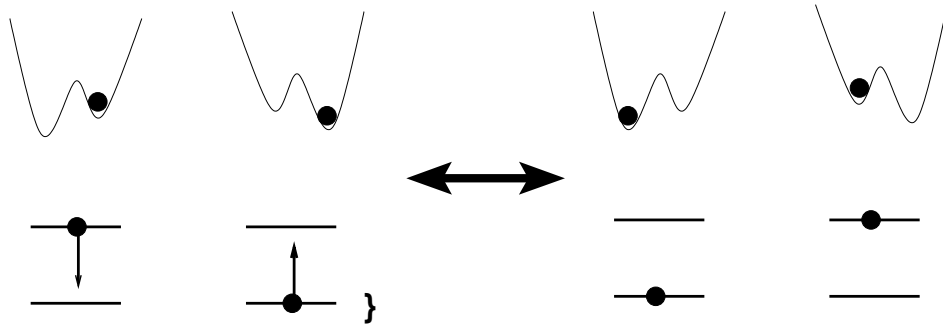


Fig. 1. Energy transport between excited *TLS* (left) and nonexcited *TLS* (right). It is not efficient in the off-resonant case (A), where the energy level mismatch exceeds the resonant interval indicated by the figure bracket. For the resonant pair (B) the interaction of *TLS* induces flip-flop transitions mixing up two possible quasi-degenerate states, where either first or second *TLS* is excited, while the remaining *TLS* is in its ground state.

Alexander L. Burin and Il'ya Ya. Polishchuk

$$\begin{aligned}
 &= P \int d\Delta' \int \frac{d\Delta'_0}{\Delta'_0} \int_a^L d^3\mathbf{r} \cdot \Theta(\Delta_{0p}(\mathbf{r}) - \Delta_p) \Theta(\mathbf{r} - \mathbf{a}) \Theta(\mathbf{L} - \mathbf{r}) \\
 &\approx \frac{\Delta_0}{E} \chi \ln\left(\frac{L}{a}\right), \\
 &\chi = 4\pi PU. \quad (8)
 \end{aligned}$$

Here  $\Theta$  is the Heaviside function involving the resonant condition Eq.(6) and minimum and maximum distances between interacting TLS ( $\Theta(x) = 1$ ,  $x \geq 1$ ,  $\Theta(x) = 0$ ,  $x < 0$ ),  $L$  is the size of the whole system and  $a$  is the minimum distance between two TLS. Since in all glasses the parameter  $\chi \propto PU$  is very small (see e. g.<sup>29,30</sup>)

$$\chi = 4\pi PU \leq 10^{-3} - 10^{-2}, \quad (9)$$

the number of resonant neighbors is much less than unity for any reasonable sample size  $L$ . Therefore only a small fraction of two level systems belongs to resonant pairs, while majority of the others are immobile. This proves the full Anderson localization of all excitations in this system.

### 3. Delocalization of Floquet states

Consider the effect of an external alternating field on the Anderson localization within the TLS ensemble. This problem is experimentally important because almost all measuring techniques use the external alternating field to probe the system response. At ultralow temperatures  $T < 0.1K$  it is very difficult to make the field small enough in order to avoid its nonlinear effect. It turns out that the interaction-induced relaxation is also affected by the field. In this subsection we analyze the simplified single-particle problem and a more realistic case will be treated later in Sect. 5 of this paper.

An approximate zero temperature condition means that one can neglect the interaction between excited TLS because their total number is negligibly small in this case. In particular, there is no spectral diffusion. Consider the effect of the alternating field on the energy spectrum of excitations.<sup>31</sup> Due to the field, the energy splitting  $\Delta_i$  acquires the oscillating part  $a_i \cos(\omega t)$ . Here  $a_i$  is a coupling energy between TLS in the site  $i$  and the external field, that is a product of the field strength (electric field  $E$  or elastic stress  $\varepsilon$ ) and the coupling constant (TLS dipole moment  $\mu$  or strain tensor  $\gamma$ , respectively<sup>9</sup>). We assume that the field varies sufficiently slow and the amplitude  $a_i$  is small compared to the typical scale of the excitation energy  $E_i = \sqrt{\Delta_i^2 + \Delta_{0i}^2}$

$$\omega \ll a_i \ll E_i. \quad (10)$$

## The Long Range Interaction and the Relaxation in Glasses at Low Temperatures

The assumption of a small field amplitude is needed in order to treat the field as a weak perturbation. The assumption of low frequency is satisfied in the vast majority of acoustic and dielectric experiments in glasses, because the minimum field amplitude usually exceeds  $10^{-4}K$  while the maximum frequency is usually below  $100kHz$  corresponding to the energy  $10^{-5}K$ . Moreover, usually a ratio  $a/\omega$  exceeds unity by several orders of magnitude.

Let  $b_i$  be the amplitude of the excited *TLS* state at the site  $i$ . An evolution of a single-particle excitation can be described by the Schrödinger equation with the external field involved

$$i\dot{b}_i = (E_i - a_i \cos(\omega t)) b_i + \sum_j U_{ij} b_j. \quad (11)$$

Here  $U_{ij}$  are hopping amplitudes (4) between pairs of sites  $i$  and  $j$ . The subsystem of “active” or resonant *TLS* effectively responsible for the dynamics consists of *TLS* with  $\Delta_i \leq \Delta_{0i}$ . For this subsystem, the factor  $\frac{\Delta_{0i}\Delta_{0j}}{E_i E_j}$  is close to unity and can be omitted. Then, considering only the subsystem of “active” *TLS*, we put

$$|U_{ij}| = U/R_{ij}^3 \quad (12)$$

and assume the uniform density for the energy levels  $P(E) = P$ .<sup>30</sup>

Equation (11) can be rewritten in terms of the Floquet state amplitude  $d_{in}$  (see Appendix)

$$\varepsilon d_{in} = (E_i - n\omega) d_{in} + \sum_{jp} T_{in;jp} d_{jp}, \quad T_{in;jp} = U_{ij} J_{p-n} \left( \frac{a_j - a_i}{\omega} \right) \quad (13)$$

with  $\varepsilon$  being an eigenvalue of a Floquet eigenstate quasi-energy. Here  $J_p(x)$  is the Bessel function of order  $p$ .

Equation (13) resembles those usually considered in studying the Anderson localization when the disorder is static. If the hopping term  $T_{in;jp}$  is neglected, the eigenstates of the system in the external field correspond to localized single-site excitations of a *TLS* coherently dressed by  $n$  “quanta” of the frequency  $\omega$  its position and the number of the dressing quanta. Therefore, the problem is reduced to investigating the delocalization of these dressed excitations (*DE*).

Suppose that an excitation is created at the site  $i$ . It can be described as a *DE* with certain double indices  $i0$ . To leave the state  $i0$  for another *DE* state  $jn$ , the condition of resonant coupling should be satisfied, as shown in Fig. 2,

$$|E_i - n\omega - E_j| \leq |T_{i0;jn}| = \left| U_{ij} J_n \left( \frac{a_j - a_i}{\omega} \right) \right|. \quad (14)$$

This criterion is similar to multiphoton resonances in the nonlinear optics. The successful transition between two states can be accompanied by an

A. No External Field



B. With External Field

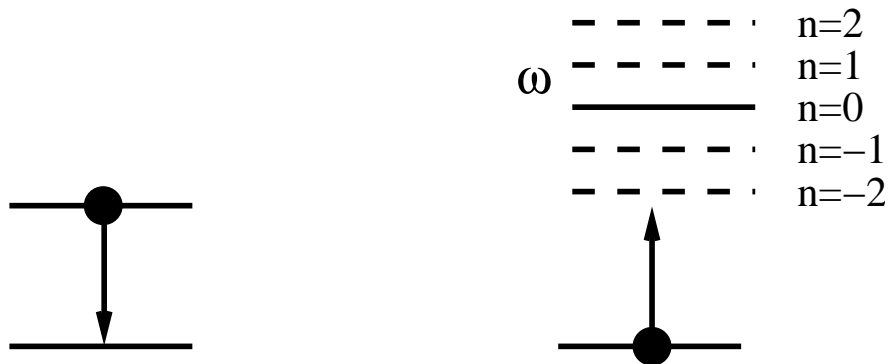


Fig. 2. The formation of a resonant pair from the initially non-resonant one (A) in the external alternating field. The coherent excitation dressing (B) enables transitions with the energy change given by the integer number  $n$  of field frequencies. The case  $n = -2$  satisfies the resonance conditions ( see Eq. (14)).



## The Long Range Interaction and the Relaxation in Glasses at Low Temperatures

absorption or an emission of  $n$  quanta, to provide the energy conservation. These processes are efficient, when the field amplitude is large to ensure the strong nonlinearity like in our case.

The local amplitudes  $a_i$  vary from site to site due to fluctuations in coupling constants. Let us denote the average of a difference  $|a_i - a_j|$  by  $a$  having the same order of magnitude as amplitudes  $a_i$ .

The argument of the Bessel function in Eq. (13) is a large parameter of order of  $a/\omega \gg 1$  (see Eq. (10)). If  $|n| > a/\omega$ , the magnitude of the corresponding Bessel function is exponentially small, entailing a negligible probability of resonant coupling. The opposite condition  $a > |n| \omega$  means that, in order to have resonant coupling, the energy difference should be at least less than the field amplitude  $a$ :

$$|n| < a/\omega \rightarrow |E_i - E_j| < a. \quad (15)$$

On the classical language this condition means that the interaction of TLS can be efficient only when the external field stimulates their real level crossing.

Under condition (15) and  $a/\omega \gg 1$  the Bessel function in (13) can be approximately replaced by its asymptotic value. Omitting the standard oscillating prefactor which plays no role in a random discrete problem, one can estimate the coupling amplitude for  $DE$  Eq. (12) as

$$|T_{i0;jn}| \approx \frac{U}{R_{ij}^3} \sqrt{\frac{\omega}{a}}, \quad (16)$$

Consider the delocalization of an excitation due to the alternating field within the framework of the concept of resonant coupling. Two sites  $i$  and  $j$  are in the resonance when the condition Eq. (14) is satisfied at least for some  $n < a/\omega$  (see Eq. (15) and Fig. 2). Since the energy splitting between two subsequent levels is equal to the field frequency  $\omega$ , the resonance always occurs if the hopping amplitude  $T_{i0;jn}$  exceeds  $\omega$  and condition (15) is fulfilled. As directly follows from Eq. (16), this happens when sites  $i$  and  $j$  are separated by a sufficiently small distance  $R_{ij}$

$$R_{ij} < r_* = (U/\sqrt{a\omega})^{1/3}. \quad (17)$$

Thus all  $TLS$   $j$  located closer than the crossover distance  $r_*$  to  $TLS$   $i$  under consideration with  $|E_i - E_j| < a$  are resonantly coupled with each other. Taking into account that the number of such centers in a unit volume is equal to  $Pa$ , we find that the total number of the resonant neighbors within the sphere of a radius  $r_*$  is given by

$$W(r_*) = \frac{1}{3} \chi \sqrt{\frac{a}{\omega}} \quad (18)$$

**Alexander L. Burin and Il'ya Ya. Polishchuk**

At larger distances  $R > r_*$  the coupling amplitude (16) is less than  $\omega$ . Then one should treat separately all  $a/\omega$  possible resonances (see Fig. 2). Thus for the given pair the probability of resonance increases by the factor of  $a/\omega$  due to the increase in the number of possible resonances. On the other hand, the probability of each resonance decreases by the factor  $\sqrt{\omega/a}$  because of the reduction in the flip-flop transition amplitude (see Eq. (16)) compared to the zero-field case Eq. (4). As a result, the total number of resonances in each layer  $r_* < r_1 < R < r_2$

$$W(r_1, r_2) \approx P \int_{r_1}^{r_2} d^3R \left( \frac{U}{R^3} \sqrt{\frac{\omega a}{a \omega}} \right) = \chi_* \ln \frac{r_2}{r_1}$$

$$\chi_* = 4\pi P U \sqrt{\frac{a}{\omega}}, \quad (19)$$

increases by the factor  $\sqrt{a/\omega}$  as compared to the zero field case (8). Thus, in the presence of the external field the parameter  $W(r_1, r_2)$  increases by the large factor  $\sqrt{a/\omega}$ .

According to the Levitov's analysis of the delocalization problem in the case of the  $1/R^3$  energy hopping amplitude,<sup>32</sup> the parameter  $\chi_*$  is a decisive parameter for the delocalization. As follows from Eqs. (18) and (19), when  $\chi_* \ll 1$  the first resonance occurs at the distance  $R_a \sim r_* e^{1/\chi_*} \gg r_*$ . Thus, the first hop of the excitation occurs to the distance  $R_a$ , taking some time  $t_1$  determined by the inverse hopping amplitude  $t_1 \sim R_a/U \propto e^{3/\chi_*}$ . Then, the time required for the second hop, when the next resonance appears, is exponentially large compared with  $t_1$ .<sup>32</sup> Therefore, the delocalization is exponentially slow, if any.

Consider the opposite case  $\chi_* > 1$ . Then, the number of resonances exceeds unity in each spherical layer  $r_1 < R < 2r_1$  ( $r_1 > r_*$ ) and the resonant sites form *an infinite cluster* meaning an existence of the delocalized state.<sup>8</sup> Thus, when a ratio of the external field amplitude to the frequency is sufficiently large to provide the condition

$$\chi_* > 1, \quad (20)$$

the delocalization of excitations takes place.

The inverse time of a single hop between two nearest resonant neighbors in the delocalization regime can be treated as a relaxation rate for the *DE* located at a certain site. The distance  $R_a < r_*$  between these neighbors can be estimated from the relation  $W(R_a) \approx 1$  (see Eq. (18)). This radius is determined as

$$R_a \approx (Pa)^{-1/3} \quad (21)$$

and the typical dipole-dipole hopping amplitude corresponding to the distance  $R_a$  is given by Eq. (16)

## The Long Range Interaction and the Relaxation in Glasses at Low Temperatures

$$T(R_a) = \frac{U}{R_a^3} \sqrt{\omega/a} \approx \omega \chi_*. \quad (22)$$

This expression gives an estimate of the inverse lifetime (the relaxation rate) for the  $DE$  at an arbitrary site

$$\tau_*^{-1} \approx \omega \chi_* = (a\omega)^{1/2} \chi \quad (23)$$

### 4. Many body delocalization, dephasing and relaxation

Here we will discuss the case of the zero field and a finite temperature  $T > 0$ . The Anderson localization of excitations proved in Sect. 2 takes place only if every resonant pair  $RP$  can be treated independently. This assumption is valid provided that one can neglect the interaction between different excited  $TLS$ . We will see that this is not the case at any finite temperature  $T > 0$ . Below we will show that at any finite temperature the long-range  $1/R^3$  interaction of excited  $TLS$  leads to the irreversible dynamics and relaxation. This relaxation is essentially of a many-body origin. In other words, one should take into account simultaneous transitions in two or more  $RP$  (see Fig. 3) and thus at least four  $TLS$  will participate in an elementary process.<sup>8,27,33,34</sup>

Any  $RP$  has four energy levels. Two of them correspond to the flip-flop configuration mentioned above (see Fig. 2B). The two other states of a pair correspond to the configuration where both  $TLS$  are either in their excited or their ground states. In fact, the typical energy of excited  $TLS$  in a resonant pair is given by the thermal energy  $T$ , while their flip-flop transition amplitude Eq. (4) is generally much smaller due to the weakness of the interaction Eq. (8). Therefore the flip-flop interaction  $\Delta_{0p}$  can connect only pairs of  $TLS$ , where one of them is in its excited state and the other one is in its ground state (Fig. 2). The other two states are separated from the flip-flop pair by the large energy gap of order of the temperature.

The states of the flip-flop configuration are separated by the energy interval  $\Delta_p = |E - E'|$ . In spite of the fact that  $E, E' \approx T$ , one can construct  $RP$  with  $\Delta_p, \Delta_{0p} \ll T$ . Then, even if the interaction  $V(R)$  between these  $TLS$  is weak, the condition  $\Delta_p \leq \Delta_{0p}$  can be valid. Therefore the two levels in the resonant pair can be strongly coupled (see Eq.(6)). In the remainder of this paper we will consider only flip-flop configurations of  $RP$ . We will treat  $RP$  as a new kind of the two-level system with the energy asymmetry  $\Delta_p = |E - E'|$  and the tunneling amplitude  $\Delta_{0p}(R)$  (4).

Thus below we investigate the relaxation of this novel  $RP$  type of the two-level system for which the distribution function of parameters  $\Delta_p$  and

**Alexander L. Burin and Il'ya Ya. Polishchuk**

$\Delta_{0p}$  is defined as<sup>8,30</sup>

$$P^{(2)}(\Delta_p, \Delta_{0p}) = \langle \delta(\Delta_p - |E - E'|) \delta(\Delta_{0p} - \frac{U}{R^3} \frac{\Delta_0 \Delta'_0}{EE'}) \rangle. \quad (24)$$

The brackets denote two averaging, namely, thermal averaging and averaging over the distribution of parameters of original *TLS* (see Eq. (1)). In addition, the integration over the distance  $R$  includes all possible pairs, so that the left-hand side of Eq.(24) can be rewritten as

$$\int d^3R \int P(\Delta, \Delta_0) d\Delta d\Delta_0 \int P(\Delta', \Delta'_0) d\Delta' d\Delta'_0 n(E). \quad (25)$$

$$(1 - n(E')) \delta(\Delta_p - |E - E'|) \delta\left(\Delta_{0p} - \frac{U}{R^3} \frac{\Delta_0 \Delta'_0}{EE'}\right), \quad (26)$$

with  $n(E) = [1 + \exp(E/T)]^{-1}$  being the probability to find *TLS* in its excited state. To evaluate Eq. (26), we take into account that the integral is determined mainly by  $E \sim E' \sim T$ . Therefore, due to  $\Delta_p \ll E \sim T$  one can omit  $\Delta_p$  in the argument of the first delta-function. Then one can easily evaluate the pair distribution function Eq. (26) within the logarithmic accuracy<sup>8,33</sup>

$$P^{(2)}(\Delta_p, \Delta_{0p}) \approx (PT)(PU) \frac{1}{\Delta_{0p}^2}. \quad (27)$$

Note that, the  $(\Delta_{0p})^{-2}$  dependence in the last expression is a consequence of the  $R^{-3}$  interaction and it is not related to the initial distribution Eq. (1). Although the distribution function Eq. (27) differs from Eq. (1), it also does not depend on an asymmetry parameter  $\Delta_p$ . The pair distribution function Eq. (27) has a stronger singularity at small  $\Delta_{0p}$  than the original *TLS* distribution function Eq.(1) at small  $\Delta_0$ . For this reason, the concentration of low energy *RP* excitations is larger (and, correspondingly, the average distance between them is smaller) than for initial *TLS*. The coupling constants  $U(R)$  both for *TLS* and *RP* are of the same order of magnitude, so that low energy *RP* interact stronger than *TLS* (See Fig. 3). The reason for that is that having  $N \gg 1$  *TLS* we can make  $N^2 \gg N$  pairs of them.

The ensemble of *RP*, new kind of *TLS*, is described by the initial Hamiltonian Eqs. (2), (3). The only but a key distinction from the initial model is that the distribution function (27) should be used instead of Eq. (1) at finite temperature  $T > 0$ . Remember that resonant pairs are only those pairs for which  $\Delta_p \leq \Delta_{0p}$ . Therefore each resonant pair has the single characteristic energy given by its flip-flop amplitude  $\Delta_{0p}$ . Since resonant pairs are mainly formed by *TLS* with  $\Delta \sim \Delta_0 \sim T$ , the characteristic pair transition amplitude can be estimated as  $U/R^3$  (4), where  $R \sim (U/\Delta_{0p})^{1/3}$  is the size of the pair.

## The Long Range Interaction and the Relaxation in Glasses at Low Temperatures

### A. Initial State



### B. Possible Final State



### C. Forbidden Final State



Fig. 3. The interaction of resonant pairs leads to the many-body delocalization (A). The excitation is transferred due to the simultaneous flip-flop transitions of four *TLS* to their new states (B). The transitions involving two *TLS* belonging to different resonant pairs are not allowed because of the energy mismatch (C).

Resonant pairs interact with each other. We will show following Refs.<sup>8,33</sup> that this interaction inevitably leads to the energy delocalization induced by collective flip-flop transitions similar to that shown in Fig. 3. It is convenient to separate the whole sequence of resonant pairs into the infinite set of strips  $k = 1, 2, 3, \dots$ . These strips are defined in the space of characteristic energies of resonant pair. Each strip  $k$  is formed by resonant pairs having transition amplitudes within the range  $(\Delta_{0p}(k)/2, \Delta_{0p}(k))$ , with  $\Delta_{0p}(k) = T/2^k$ . One can estimate the concentration of *RP*  $N_k$  within the strip  $k$  making use of the distribution function Eq. (27)

$$N_k \approx (PT)(PU) = N_*. \quad (28)$$

It is important that the *RP* concentration in each strip  $k$  is completely independent of the value  $\Delta_{0p}(k)$ . Separating strips corresponding to all permissible values  $\Delta_{0p}$ , one can cover completely the whole ensemble of

**Alexander L. Burin and Il'ya Ya. Polishchuk**

resonant pairs. Within any strip the  $RP$  concentration is constant  $N_*$  Eq. (28). Therefore the average distance between  $RP$  within any strip does not depend on the kind of it. This distance is equal to  $R_* \approx N_*^{-\frac{1}{3}}$ . Since the interaction between  $RP$  is of the same origin as the interaction between  $TLS$ , it is given by the same expression  $U/R_*^3$  (see Eq.(3)). Therefore, the typical energy of the interaction between  $RP$  within any strip is given by

$$U_* \approx U/R_*^3 \approx T\chi^2. \quad (29)$$

Since  $RP$  is a kind of  $TLS$ , one can introduce a concept of a flip-flop configuration for two  $RP$  shown in Fig. 3 and derive an expression for the transition amplitude  $\Delta_0^{(4)}$  between the levels of this configuration (which is similar to that of Eq.(4)). Because interacting pairs are both resonant this transition amplitude is given by their characteristic interaction Eq. (29) (cf. Eq. (4)). Consider the effect of this flip-flop interaction on  $RP$  belonging to different strips.

We should start with fastest, high energy resonant pairs of the strip  $k = 0$ , while other pairs are slower and can be treated quasi-statically. It is clear that their characteristic interaction Eq. (29) is much smaller than their characteristic energy  $T$  because of the weakness of the  $TLS$  interaction  $\chi \ll 1$  Eq. (9). Thus, they are isolated from each other. Their dynamics is faster than for other pairs having smaller energies, so they can be treated adiabatically with respect to other  $RP$ . Then, the fast  $RP$  possibly contribute to a small redefinition of parameters for slower pairs without any effect on their average properties. Then to analyze the interaction effect for other pairs we should go all the way down in energy, increasing a strip index  $k$ . It is clear that the interaction becomes significant when the characteristic energy of pairs  $\Delta_{0k}$  approaches the interaction energy Eq.(29). Remember that the interaction of  $RP$  belonging to each strip is given by the universal value Eq. (29). The pairs with energy  $\Delta_{0k} < U_*$  cannot be treated independently because their interaction is greater or equal to their characteristic energy.

The strips with the energy smaller than  $U_*$  satisfy the conditions of the Anderson delocalization because the characteristic flip-flop transition amplitude  $U_*$  between  $RP$  is greater or equal to their energy disordering, determined by their characteristic energy  $\Delta_{0k}$ . The elementary process of an energy hop between pairs is demonstrated in Fig. 3. It is important that in order to transfer the energy, the simultaneous transition of all four  $TLS$  is required, while the transition of two  $TLS$  belonging to different resonant pairs (Fig. 3C) is forbidden because of the energy mismatch of order of the thermal energy  $T$ . Thus  $RP$  excitations in the cluster formed by the strip with the energy  $U_*$  are delocalized. The relaxation rate of excitations within

## The Long Range Interaction and the Relaxation in Glasses at Low Temperatures

this strip is given by the inverse characteristic interaction

$$\tau_*^{-1} \sim U_* \approx T(PU)^2. \quad (30)$$

It turns out that the time  $\tau_*$  defines the dephasing time within the ensemble of *TLS*. Consider the time-dependent fluctuation  $\delta\Phi(t)$  of the phase at arbitrary probed *TLS*, induced by the energy-splitting fluctuation  $\delta E(t)$ . The proper dephasing time  $\tau_2$  can be determined from the relationship

$$\delta\Phi(\tau_2) = \tau_2 \delta E(\tau_2) \approx 1. \quad (31)$$

To show that the dephasing time is given by the time  $\tau_*$ , let us calculate the energy-splitting fluctuation  $\delta E(t)$  within the time interval  $t = \tau_*$ . The overall density of *RP* and, therefore, approximately the density of *TLS* undergoing the transition during the time  $t = \tau_*$  is of order of the *RP* density  $N_*$ . Bearing in mind that every *RP* experiencing the transition at the distance  $r$  from probed *TLS* contributes a value  $U(r)$  (see Eq. (3)) into the energy-splitting fluctuation for probed *TLS*, one can estimate

$$\delta E(\tau_*) = \sum_r U(r) \approx N_* U \approx U(R_*). \quad (32)$$

This estimate was made taking into account that the sum in Eq. (32) is defined by the largest term coming from the closest neighbour contribution.<sup>11</sup> This nearest neighbour is separated from *TLS* under consideration by the distance  $R_* = N_*^{-1/3}$ .

Then, taking into account Eq. (30), one can find that  $\tau_*^{-1} \delta E(\tau_*) \approx 1$ . The comparison of this relation with Eq. (31) allows us to link  $\tau_*$  with  $\tau_2$  and therefore

$$\tau_2^{-1} \approx U(R_*) \approx T\chi^2 \quad (33)$$

This dephasing rate decreases linearly with the temperature. Compared with the phonon-induced channel providing a  $T^2$ -dependence (see Ref.<sup>11</sup>), the dephasing governed by the mechanism concerned predominates at sufficiently low temperatures.

Regardless of the relaxation mechanism, the spectral diffusion rate is defined as<sup>9,11</sup>

$$\langle |\dot{E}| \rangle \sim \tau_2^{-2}. \quad (34)$$

On the other hand, in a system with the  $1/R^3$  interaction this rate can be expressed as the ratio of the spectral diffusion amplitude  $\chi T$  and thermal *TLS* relaxation time  $\tau_1$ <sup>9,11</sup>

$$\tau_2^{-2} = \chi T / \tau_1. \quad (35)$$

Eq. (35) is based on the time evolution of a TLS energy perturbed by transitions of neighboring *TLS* in the system with  $1/R^3$  interaction. If the characteristic relaxation time of thermal TLS having the density  $PT$  is given by  $\tau_1$ , then during the time  $t < \tau_1$  the fraction of all TLS  $n_T(t) \approx PTt/\tau_1$  undergoes transitions. The characteristic perturbation in each TLS energy caused by these transitions is defined as  $Un_T(t) = UPTt/\tau_1$ . The phase fluctuation can be estimated using Eq. (31)  $\delta\Phi \sim UPTt^2/\tau_1$ . Assuming that at  $t = \tau_2$  the phase fluctuation becomes of order of unity (see Eq. (31)) we derive Eq. (35). This derivation is correct, when TLS transitions have no correlations with each other. This is of course true for phonon stimulated relaxation, while in our case the spectral diffusion should be treated self-consistently. It was shown in the previous works<sup>8,33</sup> that despite of certain memory effects in the spectral diffusion Eq. (35) remains approximately valid.

Using (33) and (35) one can estimate the relaxation rate for thermal *TLS* as<sup>8</sup>

$$\tau_1^{-1} = \chi^3 T. \quad (36)$$

### 5. Relaxation at finite temperature and strong field

Previously, we have shown that the  $1/R^3$  interaction of excitations and the external alternating field can independently result in the delocalization and in the irreversible *TLS* dynamics in the regime of arbitrary strong disordering. Under conditions of the real experiment both the *TLS* interaction and the external alternating (measuring) field are significant. Below we consider the combined contribution of two those effects on the *TLS* relaxation.

Our analysis starts with the very low frequency of the external field, where the field can be treated as static. Then the frequency will substantially increase to its maximum value  $\omega \sim T$ . The case of larger frequencies  $\omega > T$  is beyond the scope of this paper because of almost unavoidable heating. The results of our consideration are placed into the Table 1.

Table 1. Frequency-dependent relaxation rate.

Frequency range	$\tau_1^{-1}$	$\tau_2^{-1}$
$0 < \omega < (T\chi^2)^2/a$	$T\chi^3$	$T\chi^2$
$(T\chi^2)^2/a < \omega < a\chi^2$	$(a\omega)^{1/2} \chi$	$(a\omega T^2)^{1/4} \chi$
$a\chi^2 < \omega < T\chi$	$a\chi^2$	$(aT)^{1/2} \chi^{3/2}$
$T\chi < \omega < a$	$(a/\omega) T\chi^3$	$(a/\omega)^{1/2} T\chi^2$
$a < \omega < T$ or $a < T\chi$	$T\chi^3$	$T\chi^2$

Below we consider the case of a relatively large field amplitude  $a > T\chi$



## The Long Range Interaction and the Relaxation in Glasses at Low Temperatures

where the field effect is significant. One can show, using similar methods as below, that for smaller field amplitudes  $a < T\chi$  the field effect can be ignored and the relaxation is defined by the results of the previous section Eqs. (33), (36) for the relaxation and dephasing rates, respectively. It is interesting that the similar non-linearity criterion has been recently found in metallic glasses.<sup>35</sup>

Remember, that the parameter  $T\chi = U(PT)$  determines the characteristic interaction of thermal *TLS* ( $\Delta_0 \sim \Delta \sim T$ ). It represents the amplitude of the interaction induced spectral diffusion. The condition  $a > T\chi$  means that the fluctuation of a *TLS* energy induced by the external field exceeds the interaction-induced fluctuation. We also assume that the field amplitude is less than the thermal energy to avoid heating. Thus in our consideration below the field amplitude  $a$  satisfies the inequality

$$T\chi < a < T. \quad (37)$$

### 5.1. Quasistatic field

When the frequency of the external field  $\omega$  is very small, the field is almost static and we can ignore it. Then the relaxation and dephasing rates are defined by the zero field limit Eqs. (33), (36), respectively. In this regime the fluctuations of a *TLS* energy are due to the self-consistent spectral diffusion alone. The spectral diffusion rate is given by Eq. (34). The rate of a *TLS* energy fluctuation induced by the external field is  $a\omega$ . The external field can be treated as static until the spectral diffusion rate exceeds the fluctuation rate due to the field  $\tau_2^{-2} > a\omega$ , which takes place at  $\omega < (T\chi^2)^2/a$  (see the first row in the Table 1).

### 5.2. Adiabatic relaxation induced by slow field

At larger frequency

$$\omega > (T\chi^2)^2/a \quad (38)$$

the field cannot be ignored. It can stimulate transitions of *TLS* and irreversible relaxation due to energy level crossings of different *TLS*. At a large field amplitude Eq.(37) crossing between two *TLS* energy levels  $E_0$  and  $E_j$  ( $E_0 - E_j - a \cos \omega t = 0$ )<sup>36</sup> is possible provided that

$$|E_0 - E_j| < a. \quad (39)$$

The average distance between two *TLS* satisfying Eq. (39) is given by  $R_a \simeq (Pa)^{-1/3}$  (see Eq. (21)).

Consider a flip-flop pair of *TLS* with the close energies satisfying Eq. (39) and separated by the distance  $R_j$ . This pair undergoes level crossing

**Alexander L. Burin and Il'ya Ya. Polishchuk**

during the field oscillation period  $\omega^{-1}$ . If the pair transition amplitude is large  $V^2 = \left(U/R_j^3\right)^2 > \dot{E} \simeq a\omega$ , the *adiabatic relaxation* takes place. Then according to the Landau - Zener theory the excitation will transfer within a *TLS* pair with the almost *unity probability* if the size  $R_j$  of a pair is sufficiently small (see Eq. (17))

$$R_j < r_* \simeq (U/\sqrt{a\omega})^{1/3}. \quad (40)$$

The *adiabatic* regime takes place when each thermal *TLS* has the large number of adiabatic neighbors, satisfying Eqs. (39), (40). This requires  $r_* > R_a$ , which leads to the frequency constraint from top (see Table 1, the second row)

$$\omega < a\chi^2 \quad (41)$$

For given thermal *TLS* the relaxation rate  $\tau_1^{-1}$  can be estimated as a frequency of adiabatic level crossings given by the product of the field oscillation frequency  $\omega$  and the number of adiabatic level crossing events during the single field oscillation. The latter number is given by the number of adiabatic neighbors  $\chi_*$ , satisfying Eq. (39) and located within the sphere of the radius  $r_*$  around given *TLS*,  $\chi_* \simeq Par_*^3 = (a/\omega)^{1/2} \chi \gg 1$

$$\tau_1^{-1} \simeq \chi_*\omega = (a\omega)^{1/2} \chi \quad (42)$$

It is interesting that the relaxation rate (42) coincides with that of Eq. (23).

In the adiabatic regime we can estimate the dephasing rate using Eqs. (35), (42)

$$\tau_2^{-1} = (T\chi/\tau_1)^{1/2} = \left(a\omega T^2\right)^{1/4} \chi \quad (43)$$

It is important that dephasing (43) is so fast that the phase coherency between the periodic events of level crossings occurring during the period  $\omega^{-1}$  can be ignored. This is true in the whole adiabatic frequency domain (the second row of the Table 1) because the dephasing time is in fact less than the oscillation period (see Eqs. (37), (41), (43))

$$\omega\tau_2 = (\omega/(a\chi^2))^{3/4}(a/T)^{1/4}\chi^{1/2} < 1. \quad (44)$$

### 5.3. Non-adiabatic regime at intermediate frequencies

Consider the *nonadiabatic regime*, which takes place at higher frequencies

$$\omega > a\chi^2. \quad (45)$$

This condition is opposite to Eq. (41). In this regime the vast majority of thermal *TLS* undergo nonadiabatic level crossings (see Eq. (46) below).

## The Long Range Interaction and the Relaxation in Glasses at Low Temperatures

In the adiabatic case we have dealt with the regime  $\omega\tau_2 < 1$  (see Eq. (44)). In the nonadiabatic regime characterized by Eq.(45) one should distinguish between two cases  $\omega\tau_2 < 1$  and  $\omega\tau_2 > 1$  where the phase memory between two subsequent level crossings either exists or does not exist, respectively.

Consider the first case  $\omega\tau_2 < 1$  valid at the border of adiabatic and non-adiabatic domains  $\omega = a\chi^2$  (see Table 1). Here dephasing is fast and phase correlations between periodic level crossings can be ignored. Most efficient flip-flop transitions occur between thermal *TLS* separated by the average distance  $R_a$  Eq. (21). In fact this distance is the characteristic separation of neighboring two-level systems with energy difference less than the field amplitude  $a$ , required for level crossing. On the other hand at larger distances a nonadiabatic transition probability decreases with the distance very fast as  $V^2 \sim R^{-6}$ . Therefore the most efficient energy transfer should occur between nearest neighbors. The relevant transition amplitude is given by Eq. (12)  $V_a = U/R_a^3 \sim a\chi$ . In the large frequency case Eq. (45) one has

$$V_a^2 < \dot{E} = a\omega \quad (46)$$

and transitions are *nonadiabatic*. According to the Landau - Zener theory, their probability per one energy level crossing, occurring a few times for the period  $\omega^{-1}$ , is  $W_a \simeq V_a^2 / (a\omega) = (a/\omega)\chi^2$ . This probability defines the *TLS* relaxation rate as the inverse average time between two successful transitions

$$\tau_1^{-1} = W_a\omega \simeq a\chi^2. \quad (47)$$

Then, using Eq. (35), one finds

$$\tau_2^{-1} = a^{1/2}T^{1/2}\chi^{3/2} \quad (48)$$

The above derivation remains valid until breaking the condition Eq. (44) at

$$\omega > a^{1/2}T^{1/2}\chi^{3/2}. \quad (49)$$

In the opposite case of  $\omega\tau_2 > 1$ , the field periodicity is significant so that the formalism of dressed excitations (*DE*) introduced in Sect. 3 (see also Ref.<sup>31</sup>) becomes applicable.

The further analysis depends on the relationship between *DE* energy splitting  $\omega$  and the spectral diffusion amplitude  $T\chi$  (see Eq. (37)). We start with the case of lower frequencies (see Table 1)

$$\omega \leq T\chi. \quad (50)$$

**Alexander L. Burin and Il'ya Ya. Polishchuk**

where all pairs of *TLS* with an energy difference less than the field amplitude  $a$  inevitably undergo *DE* level crossing during the spectral diffusion quasi-period  $\tau_1$ . These crossing levels are coupled by the transition amplitude of dressed excitations Eq.(16).

In the regime of Eqs. (49), (50) the relaxation is induced by non-adiabatic level crossing caused by the spectral diffusion. On the other hand, the spectral diffusion is caused by the relaxation dynamics of *TLS*, so the process is self-consistent.<sup>8,27,33,34</sup>

Assume that there is an existing characteristic relaxation rate of thermal *TLS*  $\tau_1^{-1}$ . Transitions of thermal *TLS* change other *TLS* energies giving rise to the spectral diffusion. The spectral diffusion leads to level crossing of *DE*, stimulating irreversible transitions with the output rate  $r_{out}$ . The self-consistent relaxation mechanism requires the input rate  $\tau_1^{-1}$  to be equal to this output rate.

The rate of transitions induced by the spectral diffusion can be estimated as the number of transitions induced by level crossings during the quasi-period of the spectral diffusion  $\tau_1$  multiplied by the frequency of spectral diffusion cycles  $\tau_1^{-1}$ . Energy level crossing for two *DE* happens when (cf. Eq. (14), Fig. 2)

$$E_1 - E_2 = n\omega \quad (51)$$

(where  $n$  is an integer number). The total number of such crossings due to the spectral diffusion induced energy fluctuation  $T\chi$  for the time  $\tau_1$  is given by

$$N_{\tau_1} \simeq (T\chi/\omega). \quad (52)$$

Multiple crossings for the same *TLS* pair give a logarithmic correction to Eq. (52) and can be neglected in the qualitative scaling approximation.<sup>8,33,34</sup> This is due to the specific behavior of the spectral diffusion induced by the  $1/R^3$  interaction. For this spectral diffusion the characteristic energy fluctuation is directly proportional to the time.<sup>9,11</sup> Therefore this is the anomalous diffusion process compared to the normal diffusive  $t^{1/2}$  behavior of the displacement. For this super-diffusion case the probability of energy to return back to its initial value is not so large as in the case of the normal diffusion.

We consider nonadiabatic flip-flop transitions between only neighboring thermal *DE* separated by the distance  $R_a$  (see Eq. (21)), because the nonadiabatic transition probability to larger distances drops with the distance very fast ( $R^{-6}$ ). The probability of the nonadiabatic transition during one level crossing for such a pair of thermal *DE* induced by the spectral diffusion with the rate  $\langle |\dot{\epsilon}| \rangle \approx \tau_2^{-2}$  can be estimated using the Landau-Zener theory in the nonadiabatic limit. The transition probability can be found using the

## The Long Range Interaction and the Relaxation in Glasses at Low Temperatures

transition amplitude Eq. (16) for  $R = R_a$

$$W_* = (V_a \tau_2)^2 < 1 \quad (53)$$

The relaxation rate is expressed as

$$\tau_1^{-1} = r_{out} = N_{\tau_1} W_* / \tau_1 \simeq a \chi^2. \quad (54)$$

One can show that if we take the input relaxation rate slower than Eq. (54), the output rate will be faster than the input one, and, if we take the input rate larger than Eq. (54) the output rate will be smaller than the input rate. Therefore the solution (54) is stable and the only possible. Thus, the *nonadiabatic single particle* relaxation described by Eqs. (47), (48) takes place within the whole frequency domain  $a \chi^2 < \omega < T \chi$  (Table 1, the third row).

### 5.4. High frequencies

When the external field frequency  $\omega$  exceeds the scale  $T \chi$ , the spectral diffusion does not necessarily lead to *DE* energy level crossing for closely located pairs, considered in Sect. 5.3. The single-particle delocalization in this case does not occur similarly to the case studied in Sect. 2 because the field frequency is large compared to that needed for the delocalization (see Table 1, line 2). On the other hand, there exists a finite concentration of excited *DE* (excited *TLS* dressed by some certain number of the external field quanta, see Fig. 2) and many-body relaxation should be similar to that described in Sect. 4.

Following the approach of Sect. 4 one can introduce the concept of the resonant pair of *DE*, instead of *RP* (resonant pairs of *TLS*). A resonant pair of *DE* (*RPDE*) is defined as a pair of *DE* separated by the distance  $R_{12}$  with sublevel energies  $E_1$  and  $E_2$ , which obeys the resonant condition for some integer  $n < a/\omega$  (see Fig. 2)

$$\Delta_{pn} = |E_1 - E_2 + n\omega| < T(R). \quad (55)$$

Here the transition amplitude  $T(R) \approx \frac{U}{R^3} \sqrt{\frac{\omega}{a}}$  is taken from Eq. (16). Like a resonant pair, one can treat *RPDE* as a new kind of two-level system. The parameter  $\Delta_{pn}$  is the asymmetry energy for *RPDE*. Then, strictly following the derivation between Eq. (24) and Eq. (28) one can estimate the concentration of *RPDE* for any given value of transition amplitude  $T(R)$ . This concentration is given by the expression

$$N^* \approx T \chi^2 \sqrt{\frac{a}{\omega}} \quad (56)$$

**Alexander L. Burin and Il'ya Ya. Polishchuk**

The concentration  $N^*$  is independent of the given parameter  $T(R)$  just like the concentration of  $RP$   $N_*$  defined by Eq. (28) does not depend on the parameter  $\Delta_{0p}$ . The appearance of the factor  $\sqrt{\frac{a}{\omega}}$  in Eq. (56) in comparison with Eq. (28) can be understood as follows. The concentration  $N^*$  compared with  $N_*$  acquires the factor  $n_* = a/\omega$  since resonance condition (55) should be valid for at least one integer  $|n| < n_*$  so that the number of possible distinguishable resonances for the single pair multiplies the resonance probability by the factor  $n_*$ . On the other hand, the resonance probability decreases by the factor  $1/\sqrt{n_*}$  proportionally to the reduction in the transition amplitude Eq. (16). The overall effect is just the increase in the density of resonant pairs by the factor  $\sqrt{a/\omega}$  (cf. Eq.(19)). Accordingly, the interaction between these resonant  $DE$  pairs enhances by the same factor and the new dephasing rate is given by this universal interaction

$$1/\tau_2 = T\chi^2(a/\omega)^{1/2}. \quad (57)$$

Making use of Eq.(35) one can estimate the relaxation rate as

$$\tau_1^{-1} = (T\chi\tau_2^2)^{-1} = (a/\omega)T\chi^3. \quad (58)$$

When the frequency exceeds the amplitude  $a < \omega < T$ , excitation dressing becomes negligibly small and we return to the linear regime (the last row of the Table 1). The regime when the frequency exceeds the temperature is realized in several echo measurements.<sup>2</sup> This regime can lead to heating and requires a special study.

## 6. Discussion

We have described the self-relaxation rate of  $TLS$  at different temperatures, external field amplitudes, and frequencies. We found that the relaxation rate is either temperature independent (see the Table 1), or decreases with the temperature as  $T$ . The phonon stimulated relaxation  $\tau_1^{-1} \propto T^3$  (see Ref.<sup>9</sup>) is much slower in the low temperature limit and the self-relaxation described above should dominate when  $T \rightarrow 0$ .

The suggested theory predicts the parametric dependences of relaxation rates in various regimes. In contrast to the theory for the phonon-stimulated relaxation (see the review of Hunklinger and Raychaudchary<sup>9</sup> and references therein) we are not able to determine the numerical coefficients for each rate process shown in the Table 1. This missed factor can be of order of unity, but it can also be much greater or much smaller than unity, like 0.01 or  $10^2$ . The example of the latter situation is given by the tunneling rate involving two-phonon processes, examined by Kagan and Maksimov<sup>37</sup> for the quantum

## The Long Range Interaction and the Relaxation in Glasses at Low Temperatures

diffusion problem, where they found the large numerical prefactor of 1000 due to the large factorial factor involved.

We do also expect large numerical prefactors for our expressions. There are several reasons to have them. First, each factor  $\chi$  possibly involves the spherical integration factor  $4\pi$  or  $4\pi/3$  in addition to  $PU$  factor. In this paper we have included the factor  $4\pi$  into the definition of our factor  $\chi$  Eq. (9) contrary to the previous work. This is done because this factor naturally appears in the localization criterion (8) and correspondingly it can enter the rate expressions of the table 1. Thus the parameter of interaction weakness  $PU \sim 10^{-4} - 10^{-3}$  can be increased by the order of magnitude. Accordingly, the “linear” expression for the relaxation rate Eq. (36) agrees better with the results of the systematic internal friction measurements performed by Classen, Burkert, Enss, and Hunklinger.<sup>6</sup> We believe that the factor  $\chi = 4\pi PU$  reflects the absolute values of relaxation rates better than the smaller factor  $\chi = PU$  itself. The accurate calculations of the numerical factors are beyond the scope of our qualitative study. The alternative explanation for a quantitative disagreement<sup>6</sup> can be based on the strong non-linearity. For instance, the extra-factor  $a/\omega$  in the relaxation rate (see Eq. (58)) can account for the difference of theory and experiment as well. The comparison of our predictions with experiment can still be performed using the experimental data for different glasses, with different values of the parameter  $\chi$ . Note that the preliminary numerical analysis of the Floquet state delocalization, described in Sect. 3, in the equivalent one-dimensional model supports our expectations of the large numerical prefactor, exceeding unity by at least one order of magnitude.

Another possible problem of the direct application of our theory to the experiment is that the interaction-induced relaxation leads to the equilibration within the TLS subsystem rather than for the whole system. This is similar to spin-spin and spin-lattice relaxations in the NMR problem. Then in order to describe the heat balance between TLS and phonons, one should introduce the separate TLS and phonon temperatures and perform the thermal balance analysis for the whole system. This study is beyond the scope of this paper.

The crossover temperature between two regimes depends on the external field parameters  $a$  and  $\omega$ . It usually reduces with decreasing the field amplitude and can also decrease with decreasing the field frequency (see the Table 1). This knowledge helps us to understand the absence of the interaction-stimulated relaxation reported by Pohl and coworkers in Ref.<sup>38</sup> In this work, the strain field amplitude was made extremely small  $\varepsilon \leq 10^{-8}$ , while the frequency  $\omega \sim 0.5MHz$  is higher than in other group studies<sup>4-6</sup> and belongs to the range described by the fourth column of the table 1, when

Alexander L. Burin and Il'ya Ya. Polishchuk

the relaxation rate decreases with increasing  $\omega$ .

Our results agree with the recent low-temperature measurements of the dielectric constant by Ladiou and coworkers,<sup>24,39</sup> which can be interpreted assuming that the *TLS* relaxation rate becomes temperature independent. This shows the dependence on the external field amplitude  $\sqrt{a}$  (the second row of the Table 1). Another very interesting discovery of Ladiou and coworkers includes the sensitivity of the *TLS* relaxation rate to the sample thickness. The suggested theory is essentially three dimensional. If the thickness of the sample will be less than the typical distance between resonant pairs (around few tens of nanometers) then the irreversible relaxation will remarkably slow down. This agrees with the observations of Ref.<sup>24,39</sup> More accurate theoretical analysis of the data is necessary for the careful interpretation.

Our predictions can be directly verified using the non-equilibrium measurement technique developed by Osheroff and coworkers,<sup>5,40</sup> which is based on the analysis of the system response to the large sweep of the external electric field  $E_{DC}$  taking different times  $\tau_s$ . Our results for the field-stimulated relaxation are valid in this case if one takes  $a \sim E_{DC}\mu_{TLS}$  (where  $\mu_{TLS} \sim 1D$  is the typical *TLS* dipole moment) and  $\omega \simeq 1/\tau_s$ . Since the maximum possible amplitude  $a$  is very high  $a \geq 0.1K$ , while the minimum “frequency” is as low as  $\omega \sim 1s^{-1}$ , all the regimes described in the Table 1 can be attained and analyzed.

## 7. Acknowledgment

The work of A. L. Burin is supported by TAMS GL fund no. 211043 through the Tulane University. The work of I. Ya. Polishchuk is supported by Grant RFBR 2004. We are grateful to organizers and participants of the International Workshop “Collective phenomena in glasses at low temperatures” (Dresden, 2003) for many useful discussions and suggestions. We also wish to thank Christian Enns, Peter Fulde, Yuri Kagan, Leonid Maksimov, Douglas Osheroff, Niina Ronkainen-Matsumo and Boris Shklovskii for valuable discussions, suggestions and ideas.

Looking at the Reference list, the reader can easily ascertain that it is hard to overestimate the contribution of Professor Siegfried Hunklinger to the investigation of glasses at low temperature. The authors have many ideas, suggestions and advises from the discussions with him. We are glad to have an opportunity to dedicate this paper to his 65th birthday. It is especially pleasing for us that this work develops the theory of the *TLS* interaction discovered in Professor Siegfried Hunklinger’s early researches.<sup>10</sup>



## 8. Appendix

To solve Eq. (11), let us introduce the partial amplitudes of the Floquet states  $c_{in}$  so that

$$b_i = \exp[-i\varepsilon t] \sum_n c_{in} \exp(-in\omega t) \quad (59)$$

Substituting this expression into Eq. (11) and taking its Fourier transform, we arrive at the equation

$$\begin{aligned} \varepsilon c_{im} = (E_i - m\omega) c_{im} - \frac{a_i}{2} (c_{im+1} + c_{im-1}) \\ + \sum_j U_{ij} c_{jm}. \end{aligned} \quad (60)$$

Then multiply the last equation by the Bessel function  $J_{n-m}(\frac{a_i}{\omega})$  and perform the summation over  $m$ . The result can be presented in the form

$$\begin{aligned} \varepsilon \sum_m c_{im} J_{n-m}(\frac{a_i}{\omega}) = (E_i - n\omega) \sum_m c_{im} J_{n-m}(\frac{a_i}{\omega}) + \\ + \sum_{jm} U_{ij} c_{jm} J_{n-m}(\frac{a_i}{\omega}) + \sum_m c_{im} ((n-m)\omega \cdot \\ \cdot J_{n-m}(\frac{a_i}{\omega}) - \frac{a_i}{2} (J_{(n-m)+1}(\frac{a_i}{\omega}) + J_{(n-m)-1}(\frac{a_i}{\omega}))) \end{aligned} \quad (61)$$

Due to the recursion properties of the Bessel functions, each term in the last sum of the above equation vanishes. Finally, using the Graph summation formulae

$$J_{n-m}(\frac{a_i}{\omega}) = \sum_p J_{p-n}(\frac{a_j}{\omega} - \frac{a_i}{\omega}) J_{p-m}(\frac{a_j}{\omega}). \quad (62)$$

in the sum  $\sum_{jm}$  in Eq. (61) and introducing the notation

$$d_{in} = \sum_m c_{im} J_{n-m}(\frac{a_i}{\omega}) \quad (63)$$

we obtain

$$\begin{aligned} \varepsilon d_{in} = (e_i - n\omega) d_{in} + \sum_{jp} \tilde{U}_{in;jp} d_{jp}, \\ \tilde{U}_{in;jp} = U_{ij} J_{p-n}(\frac{a_j - a_i}{\omega}) \end{aligned} \quad (64)$$

## REFERENCES

1. P.W. Anderson, B.I. Halperin, C.M. Varma, *Philos. Mag.* **25**, 1 (1972); W.A. Phillips, *J.Low Temp.Phys.* **7**, 351 (1972)

**Alexander L. Burin and Ilya Ya. Polishchuk**

2. L. Bernard, L. Piche, G. Schumacher and J. Joffrin, *J. Low Temp. Phys.* **45**, 411 (1979); G. Baier, M. v. Schickfus, *Phys. Rev. B* **38**, 9952 (1988).
3. B. Golding, T. E. Graebner, *Amorphous Solids, Topics in Current Physics* **24**, 107, Springer, Berlin, 1984.
4. P. Esquinazi, R. König, F. Pobell, *Z. Phys. B* **87**, 305 (1992).
5. S. Rogge, D. Natelson, D. D. Osheroff, *Phys. Rev. Lett.* **76**, 3136 (1996).
6. J. Classen, T. Burkert, C. Enss, and S. Hunklinger, *Phys. Rev. Lett.* **84**, 2176 (2000).
7. M. A. Continentino, *Phys. Rev. B* **22**, 6127 (1980); C. C. Yu, *Phys. Rev. B* **32**, 4220 (1988); S. V. Maleev, *JETP* **67**, 157 (1988); A. Würger and D. Bodea, *Chem. Phys.* **296**, 301 (2004).
8. A. L. Burin, Yu. Kagan, *JETP* **106**, 633 (1994).
9. S. Hunklinger, A. K. Raychaudhary, *Progr. Low Temp. Phys.* **9**, 267 (1986).
10. W. Arnold and S. Hunklinger, *Solid State Commun.* **17**, 833, (1975)
11. J. L. Black, B. I. Halperin, *Phys. Rev. B* **16**, 2819 (1968).
12. S. Volker, *J. Lumin.* **36**, 251 (1987).
13. H. Maier, R. Wunderlich, D. Haarer, B. M. Kharlamov, S. G. Kulikov, *Phys. Rev. Lett.* **74**, 5252 (1995).
14. K. Fritsch, J. Friedrich, *Physica D* **107**, 218 (1997).
15. J. E. Grabner, B. Golding, *Phys. Rev. B* **19**, 964 (1979)
16. D. J. Salvino, S. Rogge, B. Tigner, D. D. Osheroff, *Phys. Rev. Lett.* **73**, 268 (1994).
17. A. L. Burin, *J. Low Temp. Phys.* **100**, 309 (1995).
18. C. Enss and S. Hunklinger, *Phys. Rev. Lett.* **79**, 2831 (1997)
19. P. Strehlow, C. Enss, and S. Hunklinger, *Phys. Rev. Lett.* **80**, 5361, (1998)
20. S. Kettemann, P. Fulde, and P. Strehlow, *Phys. Rev. Lett.* **83**, 4325, (1999)
21. P. Strehlow, M. Wohlfahrt, A. G. M. Jansen, R. Haueisen, G. Weiss, C. Enss, and S. Hunklinger, *Phys. Rev. Lett.* **84**, 1938, (2000)
22. M. Wohlfahrt, P. Strehlow, C. Enss, and S. Hunklinger, *Europhys. Lett.* **56**, 690 (2001)
23. A. Würger, *Phys. Rev. Lett.* **88**, 075502, (2002)
24. J. Le, Cochee, F. Ladieu, and P. Pari, *Phys. Rev. B* **80**, 064203, (2002)
25. P. W. Anderson, *Phys. Rev.* **109**, 2041 (1958).
26. B. D. Laikhtman, *Phys. Rev. B* **31**, 490 (1985).
27. I. Ya. Polishchuk, L. A. Maksimov, A. L. Burin, *JETP* **79**, 634 (1994).
28. B. I. Shklovskii, A. L. Efros, *Electronic Properties of doped semiconductors*, Springer, Heidelberg, 1984.
29. J. J. Freeman, A. C. Anderson, *Phys. Rev. B* **34**, 5684 (1986); A. J. Leggett, C. C. Yu, *Comments Cond. Matter Phys.* **14**, 231 (1989).
30. A. L. Burin, D. Natelson, D. D. Osheroff, Yu. Kagan, Chapter 5 in "Tunneling Systems in Amorphous and Crystalline Solids", ed. P. Esquinazi, p. 243 (Springer, 1998).
31. A. L. Burin, Yu. Kagan, I. Ya. Polishchuk, *Phys. Rev. Lett.* **86**, 5616 (2001).
32. L. S. Levitov, *Phys. Rev. Lett.* **64**, 547 (1990); *Ann. Phys. (Leipzig)* **8**, 697, (1999)
33. A. L. Burin, Yu. Kagan, L. A. Maksimov, I. Ya. Polishchuk, *Phys. Rev. Lett.* **80**, 2945 (1998).

## The Long Range Interaction and the Relaxation in Glasses at Low Temperatures

34. A.L.Burin, L.A.Maksimov, I.Ya.Polishchuk, JETP Lett.**49**, 784 (1989).
35. R. König, M.A. Ramos, I. Ushero-Marshak, J. Arcas-Guijarro, A. Hernando-Mañeru, and P. Esquinazi, Phys. Rev. **B 65**, 180201(r).
36. The field amplitude  $a$  strongly fluctuates by its value and sign because of the random orientation of each  $TLS$  dipole or elastic moment with respect to the external field. Therefore the difference of coupling constants of two different  $TLS$  has the same scale  $a$  thus modulating the energy difference of  $TLS$  pairs.
37. Yu. Kagan, L. A. Maksimov, Zh. Eksp. Teor. Fiz. **87**, 348 (1984).
38. E. J. Thompson, G. Lawes, J.M. Parpia, R.O. Pohl, Phys. Rev. Lett. **84**, 4601 (2000).
39. F. Ladieu, J. Le Cochec, P.Pari, P. Trouslard, and P. Ailloud, Phys. Rev. Lett. **90**, 205501 (2003); J. Le Cochec, F. Ladieu, Eur. Phys. **B 32**, 13 (2003).
40. S. Ludwig and D.D. Osheroff, Phys. Rev. Lett., **91**, 105501 (2003).