

Field-dependent diamagnetic transition in magnetic superconductor $\text{Sm}_{1.85}\text{Ce}_{0.15}\text{CuO}_{4-y}$

R. Prozorov,^{1,2} D.D. Lawrie,¹ I. Hetel,³ P. Fournier,³ and R. W. Giannetta¹

¹Loomis Laboratory of Physics, University of Illinois at Urbana - Champaign, 1110 West Green Street, Urbana, IL 61801.

²Department of Physics & Astronomy and NanoCenter,

University of South Carolina, 712 Main St, Columbia, SC 29208.

³Regroupement québécois sur les matériaux de pointe, Département de physique, Université de Sherbrooke, Sherbrooke, Québec, Canada, J1K 2R1.

(Dated: 4 June 2004)

The magnetic penetration depth of single crystal $\text{Sm}_{1.85}\text{Ce}_{0.15}\text{CuO}_{4-y}$ was measured down to 0.4 K in dc fields up to 7 kOe. For insulating Sm_2CuO_4 , Sm^{3+} spins order at the Néel temperature, $T_N = 6$ K, independent of the applied field. Superconducting $\text{Sm}_{1.85}\text{Ce}_{0.15}\text{CuO}_{4-y}$ ($T_c \approx 23$ K) shows a sharp increase in diamagnetic screening below $T^*(H)$ which varied from 4.0 K ($H = 0$) to 0.5 K ($H = 7$ kOe) for a field along the c -axis. If the field was aligned parallel to the conducting planes, T^* remained unchanged. The unusual field dependence of T^* indicates a spin freezing transition that dramatically increases the superfluid density.

The coexistence of magnetism and superconductivity has been studied in many materials. These include ternary compounds RRh_4B_4 and RMO_6S_8 [1], rare-earth (R) borocarbides, $\text{RNi}_2\text{B}_2\text{C}$ [2, 3] and hole-doped copper oxides.[4] $\text{Nd}_{1.85}\text{Ce}_{0.15}\text{CuO}_{4-y}$ (NCCO) [5, 6] and $\text{Sm}_{1.85}\text{Ce}_{0.15}\text{CuO}_{4-y}$ (SCCO)[7, 8] are widely studied electron-doped copper oxides in which rare earth magnetic ordering coexists with superconductivity. Heat capacity measurements have shown peaks at $T_N(\text{Nd}^{3+}) \approx 1.2$ K [9] and $T_N(\text{Sm}^{3+}) \approx 5$ K [10, 11], respectively. Neutron scattering confirmed that insulating Sm_2CuO_4 exhibits Sm^{3+} antiferromagnetism below $T_{N,\text{Sm}} \approx 6$ K on top of the high temperature Néel ordering of the Cu spins (at $T_{N,\text{Cu}} \sim 270$ K). Within each plane Sm^{3+} spins are ferromagnetically aligned along the c -axis, but with their direction alternating from one plane to the next.[8] For this reason, SCCO with its particular magnetic structure, has been proposed as a possible " π -phase" superconductor in which the order parameter changes sign from one CuO layer to the next.[12]

In this Letter, we report measurements of the magnetic penetration depth in SCCO for magnetic fields applied perpendicular and parallel to the conducting ab -plane. A sharp increase in diamagnetic screening is observed upon cooling below a temperature T^* which is slightly less than the ordering temperature for Sm^{3+} spins. T^* is rapidly suppressed by a c -axis magnetic field. The unusual field dependence of T^* indicates a spin freezing transition, possibly of Cu^{2+} , which in turn enhances the superfluid density.

The single crystals of SCCO were prepared using a directional flux growth technique.[13] Penetration depth measurements are performed with a 12 MHz tunnel oscillator used previously in several studies.[14, 15] A dc field up to 7 kOe can be applied along $h_{ac}(t)$ and up to 800 Oe perpendicular to $h_{ac}(t)$. The oscillator frequency shift is proportional to the sample magnetic susceptibility, χ_m , with a sensitivity of $4\pi\Delta\chi_m \approx 10^{-7}$ for typical high- T_c crystals ($1 \times 1 \times 0.05$ mm³). In the superconduct-

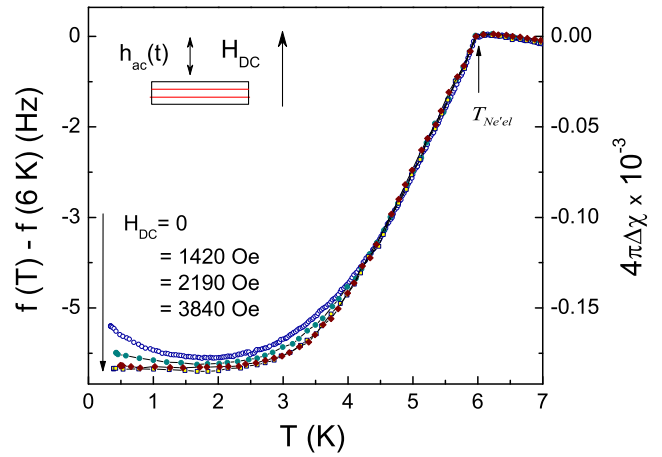


FIG. 1: Frequency shift and susceptibility of insulating Sm_2CuO_4 . AC and DC fields are parallel to c -axis. T_N is independent of H_{DC} but the upturn beginning near 4.5 K is suppressed by the field.

ing state $-4\pi\chi_m = [1 - (2\lambda/d) \tanh(d/2\lambda)]$ where λ is the penetration depth and d the sample thickness [15]

For the reference, we first measured insulating Sm_2CuO_4 single crystal which exhibits Sm^{3+} antiferromagnetism below $T_{N,\text{Sm}} \approx 6$ K. Figure 1 shows the frequency shift and susceptibility for both ac and dc magnetic fields applied along the c -axis. $T_{N,\text{Sm}}$ is insensitive to the applied dc field. For this non-superconducting crystal, the magnitude of the frequency shift is roughly 5Hz. The susceptibility below 4.5 K is field sensitive, showing an upturn below 2 K that is suppressed by a c -axis field. The origin of this upturn is not yet understood, but neutron scattering data in NCCO has shown a similar upturn below T_N . [16]

Doping with Ce^{4+} leads to a semiconductor with a slightly reduced $T_{N,\text{Sm}}$. [17] Subsequent oxygen reduction of $\text{Sm}_{1.85}\text{Ce}_{0.15}\text{CuO}_4$ yields the electron-doped supercon-

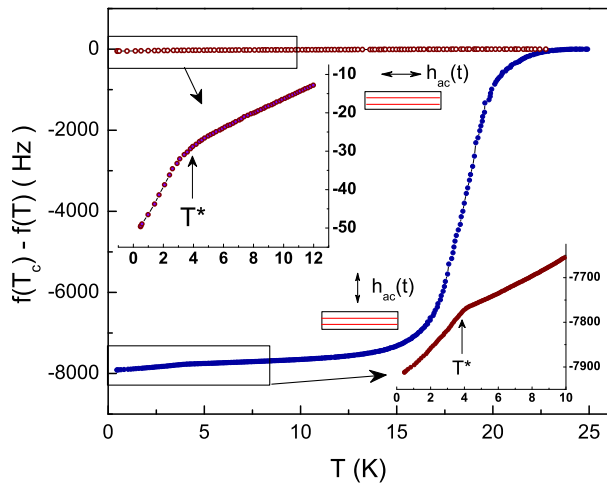


FIG. 2: Frequency shift versus temperature for AC field parallel to ab planes (top) and parallel to c -axis (bottom). The **inserts magnify** the regions near T^* where enhanced diamagnetism occurs.

ductor $\text{Sm}_{1.85}\text{Ce}_{0.15}\text{CuO}_{4-y}$ ($T_c \approx 23$ K). [13, 17] Fig. 2 shows the frequency shift in superconducting SCCO for both ac field orientations. $h_{ac}(t)$ applied along the c -axis generates ab -plane supercurrents. In this case the resonator senses the ab -plane penetration depth λ_{ab} as shown by the bottom curve. The expanded region below 6 K shows a drop in frequency below $T^* \approx 4$ K corresponding to *enhanced diamagnetism*. T^* ranged from 4 – 4.3 K depending upon the sample. Only samples with $T_c > 20$ K showed the drop in frequency at T^* . Two crystals with $T_c \approx 16$ K showed only a slight break at 4 K. The extra frequency shift of ≈ 100 Hz is much larger than the change observed in Fig. 1. The top curve in Fig. 2 shows the frequency shift with $h_{ac}(t)$ along the ab plane. In this orientation the signal is dominated by very weak interplane supercurrents and the sample is almost magnetically transparent. Demagnetization corrections are negligible in this orientation and using $-4\pi\chi_m = [1 - (2\lambda_C/d) \tanh(d/2\lambda_C)]$, we estimate the interplane penetration depth, $\lambda_C(0) \approx 400 \mu\text{m}$. The inset shows that the diamagnetic transition at T^* is also observed for this orientation.

The drop in frequency below T^* corresponds to $\Delta\lambda_{ab} = \lambda_{ab}(T^*) - \lambda_{ab}(0.35 \text{ K}) = 1 \mu\text{m}$, which is very large for a copper oxide material. Reversible magnetization measurements on aligned powders of SCCO yielded $\lambda_{ab}(0) \approx 0.46 \mu\text{m}$. [18]. For comparison, $\lambda_{ab}(0) \approx 0.2 - 0.3 \mu\text{m}$ in the related compounds, $\text{Pr}_{1.85}\text{Ce}_{0.15}\text{CuO}_{4-y}$ (PCCO) [19] and $\text{Nd}_{1.85}\text{Ce}_{0.15}\text{CuO}_{4-y}$ (NCCO). [20] λ_{ab} may be larger in SCCO than in NCCO and PCCO due to spin fluctuations above the magnetic ordering temperature [21]. From the top inset of Fig. 2 we estimate that $\Delta\lambda_C = \lambda_C(T^*) - \lambda_C(0.35 \text{ K}) \approx 60 \mu\text{m}$, although the

very weak screening rounds the transition at T^* considerably. The diamagnetic enhancements shown in Fig. 2 cannot arise from the additive contribution of the Sm^{3+} spin susceptibility.

Using data from the insulating state, Fig. 1, we estimate $\chi_{spin}^{\parallel}(T_N) - \chi_{spin}^{\parallel}(0.4 \text{ K}) \approx 1.4 \times 10^{-4}$, which would correspond to a drop in frequency of 3.5 Hz for the sample in Fig. 2. This estimated shift is much smaller than the measured 120 Hz shown in the lower inset of Fig. 2. In addition, for our superconducting crystals, χ_{spin}^{\parallel} is shielded by supercurrents to within a surface layer of order λ_{ab} , rendering any additive spin contribution unobservably small. For $h_{ac}(t)$ along the ab -plane, the field penetrates most of the sample and would excite the bulk spin susceptibility χ_{spin}^{\perp} . However, χ_{spin}^{\perp} is nearly temperature independent while the upper inset of Fig. 2 shows a 20 Hz drop in frequency. Misalignment of the sample axes could mix contributions from λ_C and λ_{ab} . We estimate the maximum error from misalignment to be 0.2 Hz, which is far smaller than the drop shown in Fig. 2. The drop in frequency is also far too large to be explained by any plausible amount of magnetostriction.

The penetration depth measured in a resonator is enhanced by the susceptibility of magnetic ions: $\lambda_{meas} = \lambda(1 + 4\pi\chi_{spin})^{1/2}$ where λ is the penetration depth that would exist in their absence. [22, 23] This effect explains the upturn in λ_{ab} observed in $\text{Nd}_{1.85}\text{Ce}_{0.15}\text{CuO}_{4-y}$ where the Nd^{3+} moments are large and remain paramagnetic to much lower temperatures. [24] For SCCO, this effect would give $\lambda_{ab}(T_N) - \lambda_{ab}(0.4 \text{ K}) \approx 10^{-3}\lambda_{ab}(T_N)$ which is far too small to account for the drop in frequency observed. A somewhat similar situation was observed in $\text{ErNi}_2\text{B}_2\text{C}$. [3] Those authors also concluded that the drop in λ at $T_{N\text{eel}} = 6$ K could not be attributed to the $\sqrt{\mu_{spin}}$ factor.

Penetration depth [25] and Josephson critical current measurements [26] in SmRh_4B_4 have shown enhanced superfluid density below T_N , consistent with theories of s -wave, antiferromagnetic superconductors. [27, 28] The situation is likely to be quite different in SCCO.

Fig. 3 shows the effect of a static magnetic field H_{DC} on λ_{ab} . Both $h_{ac}(t)$ and H_{DC} were applied along the c -axis. In marked contrast to the insulating phase, T^* in the superconductor drops rapidly with field, reaching 0.6 K for $H = 0.7$ Tesla. Fig. 4 shows the effect of orienting H_{DC} parallel to the conducting planes, but maintaining $h_{ac}(t)$ along the c -axis. The large drop in λ_{ab} remains, and T^* is unchanged.

The field dependence of λ_{ab} is plotted in Fig. 5, where data at $T = 0.5$ K have been taken directly from Fig. 3. The plot shows classic vortex behavior in which $\lambda^2(H) = \lambda_{London}^2 + \phi_0 H / (4\pi\alpha)$. The second term on the right is the square of the Campbell [29] pinning depth where α is the Labusch [30] pinning constant. $\lambda^2(H, T = 0.5 \text{ K})$ is linear in H and thus dominated by vortex motion with a pin-

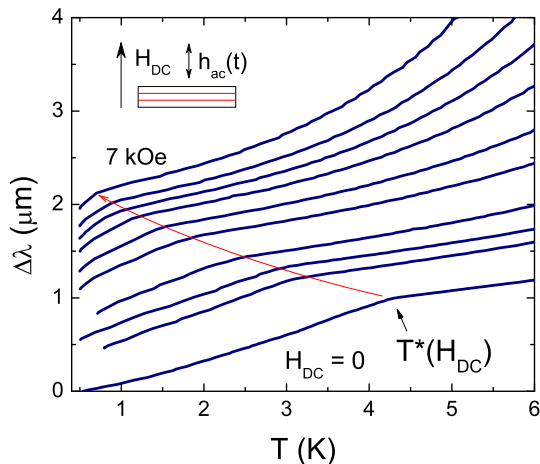


FIG. 3: Change in penetration depth with both AC and DC fields along c -axis, for values of H_{DC} ranging from 0 to 7 kOe. The line through the data plots indicates T^* as a function of H_{DC} . The curves are offset from influence of Campbell vortex penetration depth.

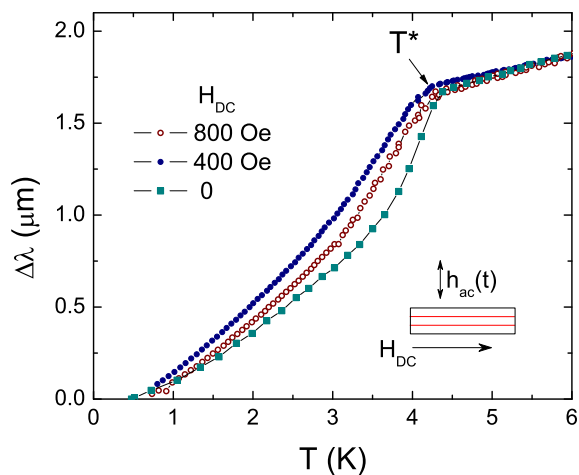


FIG. 4: $\Delta\lambda(T)$ for AC field still along c axis but H_{dc} along ab planes. T^* is unchanged by the magnetic field.

ning constant of $\alpha = 1.9 \times 10^3$ dynes/cm², a value roughly three orders of magnitude smaller than observed in typical YBCO crystals.[31]. This weak pinning is consistent with recent magneto-optical measurements performed on similar SCCO samples [32] and may result from the spin polarization in the vortex core. In DySo₆S₈ ($T_c = 1.6$ K, $T_N = 0.4$ K) for example, Dy spins apparently assume an antiferromagnetic alignment outside the vortex core and a spin-flop orientation inside.[33] Most important, Fig. 5 demonstrates that the response below T^* still derives from superconductivity and not from spins located in possibly non-superconducting regions.

The most striking feature of the data is the strong field dependence of T^* , taken from Fig. 3 and plotted in Fig. 6.

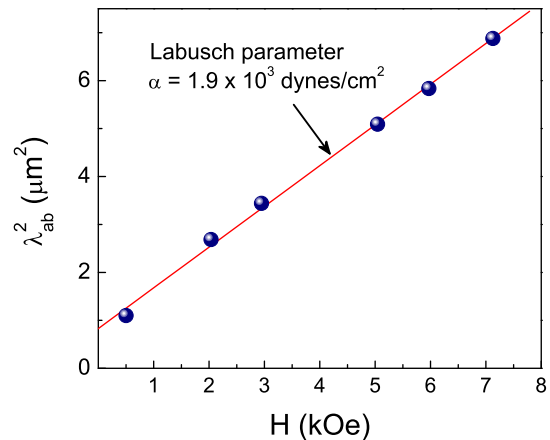


FIG. 5: Square of the penetration depth versus applied field at $T = 0.5$ K

For an antiferromagnet with $T_N(H = 0) = 6$ K, a 0.7 Tesla field might reduce T_N by 0.1 K at most.[34] Random field effects, possibly from Ce-induced disorder, can increase the field dependence. [35] However, heat capacity measurements in superconducting Sm_{1.85}Ce_{0.15}CuO₄ showed that the peak appearing at $T_{N,Sm} \sim 5$ K [10, 11] is insensitive to fields as large as 9T[11], ruling out this scenario. A superconducting impurity phase would exhibit a strong field dependence, but any such phase would require a transition temperature of 4 K and a strong critical field anisotropy to explain the difference between Figs. 3 and 4. Finally, there is good evidence that the Sm-Sm exchange constant is unaffected by superconductivity in the layers. A careful study of T_N with various dopants showed that Ce doping was most effective in lowering T_N but subsequent oxygen reduction, required for superconductivity, had a negligible effect.[17] It appears that another ingredient beyond the Sm spins is required to explain Fig. 6.

The inset to Fig. 6 shows a fit to the expression H (Tesla) = $0.64/T^* - 0.15$. Precisely this functional dependence was reported for the spin freezing transition line of $\alpha - Fe_{92}Zr_8$. [36]. In this frustrated Heisenberg ferromagnet, transverse spin components undergo a field dependent spin-glass transition at T_{xy} , far below the temperature for longitudinal spin ordering. We conjecture that the boundary line in Fig. 6 represents a change in superfluid density caused by a similar spin freezing transition. Of the e-doped superconductors measured (Pr_{1-x}LaCe_xCuO_{4-y}, Nd_{1.85}Ce_{0.15}CuO_{4+y} and SCCO), only SCCO shows a transition to enhanced diamagnetism at low temperatures. This observation suggests that ordering of the Sm³⁺ spins changes the magnetic environment and initiates a freezing transition of the Cu²⁺ spins.

Spin freezing in conventional superconductors has been studied theoretically and leads to a strongly reduced

thermal smearing in the density of states and in some cases the opening of a gap. [21, 37] Evidence for Cu^{2+} spin freezing in e-doped cuprates has come from μSR measurements in over-oxygenated $\text{Nd}_{1.85}\text{Ce}_{0.15}\text{CuO}_{4+y}$, where Cu spins are found to undergo a spin-glass transition at 4-5 K [38]. There is also evidence for a spin-glass region in the $\text{Pr}_{1-x}\text{LaCe}_x\text{CuO}_{4-y}$. [39] No such studies have been reported for SCCO. While spin freezing has been extensively studied in $\text{La}_{1-x}\text{Sr}_x\text{CuO}_4$ [40] this is the first evidence, to our knowledge, of its influence on the superfluid density in either a conventional or unconventional superconductor.

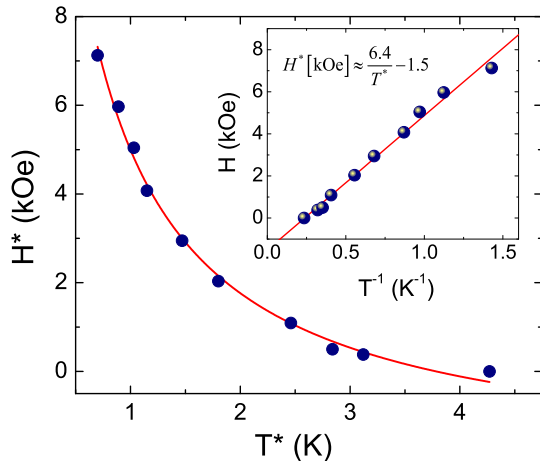


FIG. 6: Location of the diamagnetic transition $T^*(H)$ in the H - T plane. Inset shows the data plotted versus inverse temperature.

Recent neutron scattering experiments on NCCO also suggest that Cu^{2+} spins are involved. A c -axis magnetic field showed no significant effect on the magnetic ordering of Cu^{2+} in either insulating Nd_2CuO_4 or semiconducting $\text{Nd}_{1.85}\text{Ce}_{0.15}\text{CuO}_4$. However, the field had a large effect on Cu^{2+} ordering in superconducting $\text{Nd}_{1.85}\text{Ce}_{0.15}\text{CuO}_{4-y}$. [41, 42] Evidently Cu magnetic order in an electron-doped cuprate is far more responsive to a magnetic field once the system is doped sufficiently to superconduct: a result entirely consistent with our data.

In conclusion, superconducting $\text{Sm}_{1.85}\text{Ce}_{0.15}\text{CuO}_{4-y}$ shows a strong enhancement of diamagnetic screening below $T^* = 4$ K. T^* is rapidly suppressed with a c -axis field, suggesting a freezing transition for Cu^{2+} spins.

We wish to thank A. Aharony, L. N. Bulaevskii, A. I. Buzdin, E. Chia, R. L. Greene, P. J. Hirschfeld, J. W. Lynn, D. Morr, C. Panagopolous, M. Poirier, M. B. Salamon, C. M. Varma, and M. B. Weissman for many useful discussions. Work at UIUC was supported through NSF DMR 01-01872. Work at USC was supported by the NSF/EPSCoR under Grant No. EPS-0296165. PF acknowledges the support of CIAR, CFI,

NSERC, FQRNT and the Université de Sherbrooke.

- [1] *Superconductivity in Ternary Compounds*, ed. M.B. Maple and O. Fischer (Springer-Verlag, Berlin, 1982)
- [2] J. W. Lynn *et al.*, Phys. Rev. B **55**, 6584 (1997)
- [3] P. L. Gammel *et al.*, Phys. Rev. Lett. **82**, 1756 (1999)
- [4] J. T. Markert *et al.*, *Physical Properties of High Temperature Superconductors-I*, pp. 265-337, ed. D.M. Ginsberg, (World Scientific, 1989)
- [5] M. B. Maple *et al.* Physica C **162-164**, 296 (1989)
- [6] P. Fournier, E. Maiser and R. L. Greene, NATO ASI Series, Series B: Physics **371**, 145-158 (1998)
- [7] Y. Dalichaouch *et al.*, Phys. Rev. Lett. **64**, 599 (1990)
- [8] I. W. Sumarlin *et al.*, Phys. Rev. Lett. **68**, 2228 (1992)
- [9] J. T. Markert *et al.*, Physica C **158**, 178 (1989)
- [10] B. K. Cho *et al.*, Phys. Rev. B **63**, 214504 (2001)
- [11] I. Hetel, M. Poirier, and P. Fournier, unpublished (2004)
- [12] I. Baladie *et al.*, Phys. Rev. B **63**, 054518 (2001); A.V. Andreev, A.I. Buzdin and R.M. Osgood, JETP Lett. **52**, 55 (1990)
- [13] J. L. Peng, Z. Y. Li, and R. L. Greene, Physica C **177**, 79 (1991)
- [14] A. Carrington *et al.*, Phys. Rev. B **59**, R14173 (1999)
- [15] R. Prozorov *et al.*, Phys. Rev. B **62**, 115 (2000)
- [16] J. W. Lynn *et al.*, Phys. Rev. B, **41**, 2569 (1990).
- [17] B. Jiang *et al.*, Phys. Rev. B **45**, 2311 (1992)
- [18] C. C. Almasan *et al.*, Phys. Rev. B **45**, 1056 (1992)
- [19] R. Prozorov *et al.*, Appl. Phys. Lett. **77**, 4202 (2000)
- [20] S. M. Anlage *et al.*, Phys. Rev. **50**, 523 (1994); A. A. Nugroho *et al.*, Phys. Rev. B **60**, 15384 (1999)
- [21] E. Schachinger, W. Stephan, and J. P. Carbotte, Phys. Rev. B **37**, 5003 (1988)
- [22] V. L. Ginzburg, Zh. Eksp. Teor. Fiz. **31**, 202 (1956), Sov. Phys. JETP **4**, 153 (1957)
- [23] J. R. Cooper, Phys. Rev. B **54**, R3753 (1996)
- [24] R. Prozorov *et al.*, Phys. Rev. Lett. **85**, 3700 (2000)
- [25] M. K. Hou *et al.*, Sol. St. Comm. **65**, 895 (1988)
- [26] R. Vaglio *et al.*, Phys. Rev. Lett. **53**, 1489 (1984)
- [27] T. V. Ramakrishnan and C. M. Varma, Phys. Rev. B **24**, 137 (1981)
- [28] H. Chi and A.D.S. Nagi, Jour. Low Temp. Phys. **86**, 139 (1992)
- [29] A. M. Campbell, J. Phys. C **2**, 1492 (1969); **4**, 3186 (1971)
- [30] R. Labusch, Phys. Rev. **170**, 470 (1968)
- [31] D-H. Wu and S. Sridhar, Phys. Rev. Lett. **65**, 2074 (1990)
- [32] R. Prozorov, A. Snezhko and P. Fournier, Physica C **405**, 265 (2004)
- [33] T. Krzysztan and K. Rogacki, Eur. Phys. J. B **30**, 181 (2002)
- [34] Y. Shapira *et al.*, Phys. Rev. Lett. **23**, 98 (1969)
- [35] S. Fisher and A. Aharony, J. Phys. C **12**, L729 (1979)
- [36] D. H. Ryan *et al.*, Phys. Rev. B **63**, 140405 (2001)
- [37] M.J. Nass *et al.*, Phys. Rev. B **23**, 1111 (1981)
- [38] A. Lascialfari, P. Ghigna, and F. Tedoldi, Phys. Rev. B **68**, 104524 (2003)
- [39] S. Kuroshima *et al.*, Physica C **392**, 216 (2003)
- [40] K. Kumagai *et al.*, Physica C **235-240**, 1715 (1994)
- [41] H. J. Kang *et al.*, Nature (London) **423**, 522 (2003)
- [42] M. Matsuura *et al.*, Phys. Rev. B **68**, 144503 (2003)