

# Bose-Einstein Condensation of Magnons in $\text{TiCuCl}_3$ : Phase diagram and specific heat from a self-consistent Hartree-Fock calculation with a realistic dispersion relation.

Grégoire MISGUICH<sup>1</sup> and Masaki OSHIKAWA<sup>2</sup>

<sup>1</sup>*Service de Physique Théorique, CEA-Saclay, 91191 Gif-sur-Yvette Cédex, France*

<sup>2</sup>*Department of Physics, Tokyo Institute of Technology, Oh-oka-yama, Meguro-ku, Tokyo 152-8551 Japan*

We extend the self-consistent Hartree-Fock-Popov calculations by Nikuni *et al.* [Phys. Rev. Lett. **84**, 5868 (2000)] concerning the Bose-Einstein condensation of magnons in  $\text{TiCuCl}_3$  to include a realistic dispersion of the excitations. The result for the critical field as a function of temperature behaves as  $H_c(T) - H_c(0) \sim T^{3/2}$  below 2 K but deviates from this simple power-law at higher temperature and is in very good agreement with the experimental results. The specific heat is computed as a function of temperature for different values of the magnetic field. It shows a  $\lambda$ -like shape at the transition and is in good qualitative agreement with the results of Oosawa *et al.* [Phys. Rev. B **63**, 134416 (2001)].

## 1. Introduction

$\text{TiCuCl}_3$  is a spin- $\frac{1}{2}$  magnetic insulator with a spin gap<sup>1</sup> of  $\Delta = 7.5$  K.<sup>2</sup> It has been successfully described as copper dimers with an intra-dimer antiferromagnetic exchange energy  $J \simeq 5.5\text{meV}$  and weaker ( $\lesssim 1.5\text{meV}$ ) inter dimer couplings.<sup>3,4</sup> At zero temperature, an applied magnetic field  $H$  closes the gap at the critical field  $H = H_c(0)$ , giving rise to a quantum phase transition.  $H_c(0)$  is related to the gap by  $g\mu_B H_c(0) = \Delta$ , where  $\mu_B$  is the Bohr magneton and  $g$  is the Lande  $g$ -factor. The field-induced phase transition continues to finite temperature  $T$ , with the temperature-dependent critical field  $H_c(T)$ . Above the critical field, a magnetic long-ranged order in the plane perpendicular to applied field develops.<sup>5,6</sup> The existence of the ordering transition was predicted by a standard mean-field theory for spins.<sup>7</sup> However, several characteristic features of the transition could not be explained by the mean-field theory. The two most notable features are the cusp-like minimum of the magnetization as a function of the temperature at the transition, and the power-law like dependence of the critical field

$$H_c(T) - H_c(0) \propto T^\phi \quad (1)$$

in the low temperature regime. The mean-field theory<sup>7</sup> rather predicts a monotonic decrease of the magnetization and an exponentially fast approach of the critical field  $H_c(T)$  to its zero-temperature limit  $H_c(0)$ , on lowering the temperature.

These features were successfully explained, at least qualitatively, as a Bose-Einstein condensation (BEC) of spin triplet excitations (magnons).<sup>8</sup> The cusp-like minimum of the magnetization at the transition temperature is understood with the decrease of the non-condensed magnons at all temperatures and the increase of the condensed magnons below the transition, as the temperature is lowered. Moreover, the self-consistent Hartree-Fock-Popov (HFP) approximation on the magnon condensation gives the power-law dependence (1) with the exponent  $\phi = 3/2$ , if the dispersion of the magnons is taken

to be quadratic.

As one can easily control the magnetic field, which corresponds to the chemical potential of the magnons, this system provides a new arena for the study of BEC, in a grand-canonical ensemble with a tunable chemical potential.<sup>9</sup>

However, the results of the HFP approximation given in Ref. 8 are not quite satisfactory to describe the experimental data in a quantitative manner. In order to further extend the study of magnon BEC, it would be important to improve the HFP approximation and clarify its range of validity.

One of the problems is that the HFP approximation predicts a discontinuous jump of the magnetization at the transition temperature, which is not observed. This is considered to be an artifact of the HFP approximation, and related to its breakdown due to strong fluctuation in the vicinity of the transition. In this paper we rather focus on another problem concerning the phase boundary. That is, while the experimental results are roughly in agreement with the power law (1), the reported values<sup>5,6,8,10,11</sup> of the exponent  $\phi = 1.67 \sim 2.2$  are consistently larger than the HFP prediction  $3/2$ . Although it was suggested that the deviation is again due to the fluctuation effects, it has not been clarified.

In the present work, we extend the self-consistent HFP calculations<sup>8</sup> by including a realistic dispersion calculated from microscopic models<sup>3,4</sup> instead of the quadratic approximation  $\epsilon_k \simeq \frac{k^2}{2m}$  used previously.<sup>8</sup> The critical field  $H_c(T)$  obtained by this method is in very good agreement with the experiments and represents a significant improvement over the simple quadratic approximation. Therefore the puzzle regarding the discrepancy of the exponent  $\phi$  between the theory and the experiment is solved within the HFP framework. Here we note that there are related theoretical works<sup>12-15</sup> on this problem. We will comment on them later in Discussions.

We also make several other checks of the HFP approximation with the experimental data, to show that HFP framework has a rather wide range of validity but the quadratic approximation fails above a rather low tem-

perature  $\sim 1$  K for  $\text{TlCuCl}_3$ . Finally, the specific heat is also computed and compared with the results of Oosawa *et al.*<sup>10</sup>

## 2. Hamiltonian

As in Ref. 8, the Zeeman splitting is assumed to be sufficiently large compared to temperature so that only the singlet and the lowest triplet states of each dimer need to be considered. With this approximation the system is described by an hard-core boson Hamiltonian

$$\mathcal{H} = \mathcal{H}_K + \mathcal{H}_U \quad (2)$$

$\mathcal{H}_K$  contains the zero-temperature magnon dispersion relation  $\epsilon_k + \Delta$  and the external magnetic field  $H$ :

$$\mathcal{H}_K = \sum_k b_k^\dagger b_k (\epsilon_k - \mu) \quad (3)$$

$$\mu = g\mu_B H - \Delta \quad (4)$$

where it is assumed that  $\epsilon_0 = 0$ . The magnon-magnon interactions are described by

$$\mathcal{H}_U = \frac{1}{2N} \sum_{q,k,k'} U_q b_k^\dagger b_{k'}^\dagger b_{k+q} b_{k'-q} \quad (5)$$

and we will neglect the  $q$ -dependence of  $U_q$  and set  $U_q = U$ . As discussed by Nikuni *et al.*,<sup>8</sup> this system undergoes a phase transition between a normal phase (at low field or high temperature) where the system is populated by thermally excited triplets to a ‘‘superfluid’’ phase where the bosons condense. This condensation is equivalent, in the spin language, to a field-induced three-dimensional magnetic ordering.

## 3. Hartree-Fock-Popov treatment of the condensed phase

We reproduce the Hartree-Fock-Popov (HFP) mean-field analysis of Eqs. 2-5 which was discussed in Ref. 8. For a strong enough magnetic field the zero-momentum state (we assume that  $\epsilon_k$  has a single minimum at  $k = 0$ ) is macroscopically occupied  $b_{k=0}^\dagger = b_{k=0} = \sqrt{Nc} = \sqrt{Nn_c}$ . From this we can write the interaction part of the Hamiltonian in terms of a constant, 2-, 3- and 4-boson operators:<sup>16</sup>

$$\mathcal{H}_U = H_0 + H_2 + H_3 + H_4 \quad (6)$$

$$\mathcal{H}_0 = \frac{1}{2N} U Nc^2 \quad (7)$$

$$\mathcal{H}_2 = \frac{UNc}{N} \sum_q' \left[ \frac{1}{2} (b_q b_{-q} + b_{-q}^\dagger b_q^\dagger) + 2b_q^\dagger b_q \right] \quad (8)$$

$$\mathcal{H}_3 = U \frac{\sqrt{Nc}}{N} \sum_{k,q}' (b_k^\dagger b_{k+q} b_{-q} + \text{H.c.}) \quad (9)$$

$$\mathcal{H}_4 = \frac{U}{2N} \sum_{q,k,k'}' b_k^\dagger b_{k'}^\dagger b_{k+q} b_{k'-q} \quad (10)$$

where  $\sum'$  means that the terms with creation or annihilation operators at  $k = 0$  are excluded. We perform a simple mean-field decoupling for  $\mathcal{H}_U$ . While  $\mathcal{H}_3$  gives

zero in this approximation,  $\mathcal{H}_4$  gives:

$$\mathcal{H}_4^{\text{MF}} = -U_0 N (n - n_c)^2 + 2(n - n_c) U_0 \sum_k' b_k^\dagger b_k \quad (11)$$

where  $n$  is the total boson density; it must be determined self-consistently from the thermal average over the spectrum of  $\mathcal{H}^{\text{MF}} = \mathcal{H}_0 + \mathcal{H}_2 + \mathcal{H}_4^{\text{MF}}$ :

$$\begin{aligned} \mathcal{H}^{\text{MF}} &= C + \sum_k' \tilde{\epsilon}_k b_k^\dagger b_k \\ &+ \frac{UNc}{2} \sum_q' (b_q b_{-q} + b_{-q}^\dagger b_q^\dagger) \end{aligned} \quad (12)$$

$$\tilde{\epsilon}_k = \epsilon_k - \mu^{\text{eff}}, \quad \mu^{\text{eff}} = \mu - 2Un \quad (13)$$

$$C = UN \left[ \frac{1}{2} n_c^2 - (n - n_c)^2 \right] - \mu n_c \quad (14)$$

The mean-field Hamiltonian in the normal phase is obtained by setting  $n_c = 0$  in the previous expression (already in a diagonal form). In that case, the self-consistent equation for the density is

$$n = \int \frac{d^3k}{(2\pi)^3} f_B(\tilde{\epsilon}_k) \quad (15)$$

where  $f_B(E) = 1/(\exp(\beta E) - 1)$  is the Bose occupation number.

When  $n_c > 0$ ,  $\mathcal{H}^{\text{MF}}$  can be diagonalized by the standard Bogoliubov transformation:

$$\mathcal{H}^{\text{MF}} = \sum_k' E_k (\alpha_k^\dagger \alpha_k + \frac{1}{2}) - \frac{1}{2} \sum_k' \tilde{\epsilon}_k + C \quad (16)$$

$$E_k = \sqrt{\tilde{\epsilon}_k^2 - (Un_c)^2} \quad (17)$$

$$b_k = u_k \alpha_k - v_k \alpha_{-k}^\dagger \quad (18)$$

$$u_k = \sqrt{\frac{\tilde{\epsilon}_k}{2E_k} + \frac{1}{2}}, \quad v_k = \sqrt{\frac{\tilde{\epsilon}_k}{2E_k} - \frac{1}{2}} \quad (19)$$

The existence of a condensate ( $n_c > 0$ ) is possible when  $E_k$  is gapless, which implies  $\mu^{\text{eff}} = -Un_c$ , or equivalently:

$$g\mu_B H = \Delta + U(2n - n_c) \quad (20)$$

$\mu^{\text{eff}}$ ,  $n$  and  $n_c$  are thus linearly related in the condensed phase and the self-consistent equation is now:<sup>8</sup>

$$n - n_c = \int \frac{d^3k}{(2\pi)^3} \left[ \frac{\tilde{\epsilon}_k}{E_k} (f_B(E_k) + 1) \right] - \frac{1}{2} \quad (21)$$

## 4. Dispersion relation for $\text{TlCuCl}_3$

The dispersion relation of triplet excitations in  $\text{TlCuCl}_3$  was measured at  $T = 1.5$  K with inelastic neutrons scattering by Cavadini *et al.*<sup>3</sup> This dispersion relation was very well reproduced by Matsumoto *et al.*<sup>4</sup> within a bond-operator formalism. Their result is:

$$\epsilon_{k-k_0} + \Delta_0 = \sqrt{(J + a_k)^2 - a_k^2} \quad (22)$$

$$\begin{aligned} a_k &= J_a \cos(k_x) + J_{a2c} \cos(2k_x + k_z) \\ &+ 2J_{abc} \cos(k_x + k_z/2) \cos(k_y/2) \end{aligned} \quad (23)$$

$$J = 5.501 \text{ meV}, \quad J_a = -0.215 \text{ meV} \quad (24)$$

Table I. Estimations of the gap (or critical field at zero temperature) from experiments. Mag. stands for magnetization, INS for inelastic neutron scattering, ESR for electron spin resonance, ENS for elastic neutron scattering (observation of the magnetic ordering) and  $C_v$  for specific heat measurements.

| Ref.   | $\Delta_0$                                    | Method |
|--|---|--------|
| Shiramura <i>et al.</i> <sup>2</sup><br>(1997) | 7.5 K<br>( $\frac{g}{2}H_c = 5.6\text{T}$ )   | Mag.   |
| Tanaka <i>et al.</i> <sup>18</sup><br>(1998)   | 7.68 K<br>(160 GHz)                           | ESR    |
| Oosawa <i>et al.</i> <sup>5</sup><br>(1999)    | 7.54 K<br>( $\frac{g}{2}H_c = 5.61\text{T}$ ) | Mag.   |
| Tanaka <i>et al.</i> <sup>6</sup><br>(2001)    | 7.66 K<br>( $\frac{g}{2}H_c = 5.7\text{T}$ )  | ENS    |
| Cavadini <i>et al.</i> <sup>3</sup><br>(2001)  | 9.28K<br>(0.8meV)                             | INS    |
| Oosawa <i>et al.</i> <sup>10</sup><br>(2001)   | 7.66K<br>( $\frac{g}{2}H_c = 5.7\text{T}$ )   | $C_v$  |
| Oosawa <i>et al.</i> <sup>19</sup><br>(2002)   | 7.54K<br>(0.65meV)                            | INS    |
| Rüegg <i>et al.</i> <sup>20</sup><br>(2003)    | 8.2K<br>(0.71meV)                             | INS    |
| Shindo <i>et al.</i> <sup>11</sup><br>(2003)   | 7.33K<br>( $\frac{g}{2}H_c = 5.46\text{T}$ )  | $C_v$  |

$$J_{a2c} = -1.581 \text{ meV}, J_{abc} = 0.455 \text{ meV} \quad (25)$$

where the Brillouin zone is doubled in the  $z$  direction ( $-2\pi \leq k_z < 2\pi$ ) to represent the two magnon branches. The momentum shift by  $k_0 = (0, 0, 2\pi)$  just insures the consistency between our convention that  $\epsilon_0 = 0$  and the location of the minimum of the dispersion at  $k_0$  in Refs. 3, 4. The dispersion relation above has a gap of 0.7 meV, which is in agreement with the result of Ref. 3. However the studies based on a determination critical field as a function of temperature (see Table I) provide slightly smaller estimates for the gap ( $\Delta_0 \sim 0.65$  meV) in  $\text{TlCuCl}_3$ . Therefore we corrected the value of  $J$  so that the dispersion relation is consistent with these data. The corrected value was chosen to insure  $\Delta_0 = 0.65$  meV (or equivalently  $(g/2)H_c(0) = 5.61\text{T}$ ):

$$J = 5.489 \text{ meV} \quad (26)$$

From the computation of curvature of  $\epsilon_k$  around  $k = 0$  the effective inverse mass<sup>17</sup>  $1/m$  is 43.66 K (in units where  $\hbar^2/k_B = 1$ ), in agreement with the value taken in Ref. 8. Fig. 1 shows the experimental data of Cavadini *et al.* with the  $\epsilon_k$  given by Eqs. 22-26. The dotted line corresponds to the quadratic approximation; it only matches the full expression at very low energy.

## 5. Critical density

Within the HFP approximation the boson density  $n_{\text{cr}}$  (or magnetization) at the transition is independent of the strength  $U$  of the magnon-magnon interaction as well as independent of the value of the zero-field gap  $\Delta_0$ . It is obtained by setting  $\mu^{\text{eff}} = 0$  in Eq. 15.<sup>21</sup> If the full dispersion relation is used, the result has *no adjustable parameter* left. The result is shown Fig. 2 and is in good agreement with the experimental data. We note however that the discrepancy is larger when the field is applied along the  $b$  direction. We do not know the reason of the

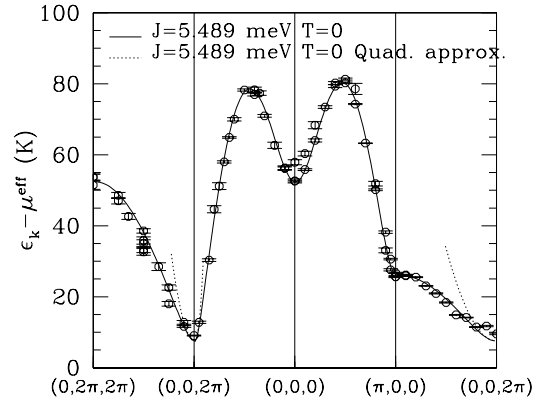


Fig. 1. Dispersion relation of triplet excitations. Full lines: Result of Eq. 22 with  $J$  given by Eq. 26. Dotted line: (anisotropic) quadratic approximation in the vicinity of the minimum. Circles and error bars are from Ref. 3. The labels of the horizontal axis represent  $k' = k + k_0$  to reconcile the convention  $\epsilon_{k=0} = 0$  and the location of the minimum of the triplet dispersion in  $\text{TlCuCl}_3$  at momentum  $k' = k_0 = (0, 0, 2\pi)$ .

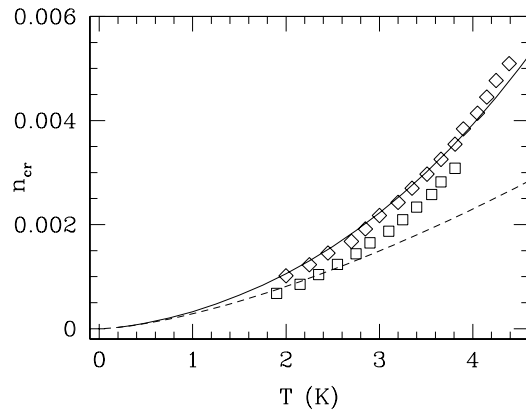


Fig. 2. Critical boson density as a function of temperature. Squares: magnetic field along the  $b$  direction. Tilted squares: magnetic field along the  $(1, 0, \bar{2})$  direction (data from Oosawa *et al.*<sup>5</sup>). Full line: HFP result with the full dispersion relation. Dotted line: HFP result with the quadratic approximation for the dispersion relation  $\epsilon_k = k^2/(2m)$  and  $k_B/m = 43.6$  K.

discrepancy at present.

In the low-temperature limit, the quadratic approximation would become asymptotically exact within the HFP theory, giving<sup>8, 22</sup>

$$n_{\text{cr}}(T \rightarrow 0) = \frac{1}{2} \zeta_{3/2} \left( \frac{Tm}{2\pi} \right)^{3/2} \quad (27)$$

However, this  $\sim T^{3/2}$  behavior (dotted line in Fig. 2) is only recovered at very low temperature and  $n_{\text{cr}}(T)$  shows significant deviations from Eq. 27 already at 2 K.

## 6. Critical field and interaction parameter $U$

In the HFP approximation the critical field  $H_c(T)$  is related to the critical density by<sup>8</sup>

$$(g/2) [H_c(T) - H_c(0)] = 2U n_{\text{cr}}(T) \quad (28)$$

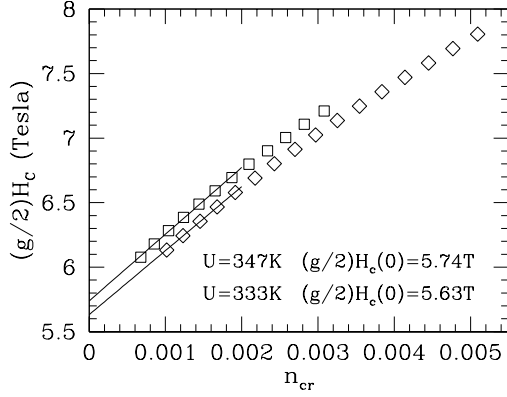


Fig. 3. Critical field  $H_c$  (normalized by the  $g$  factor and for two magnetic field direction: squares for  $H||b$  and  $g = 2.06$  and tilted squares for  $H \perp (1, 0, \bar{2})$  and  $g = 2.23$ ) as a function of the density  $n_{cr}$  at the critical point (obtained from the magnetization  $m_{cr}$  per dimer by  $n_{cr} = m_{cr}/(g\mu_B)$ ). Data from Ref. 5. The full lines and the values of  $U$  and  $H_c(0)$  are obtained from fits to Eq. 28.

A linear relation between  $H_c(T)$  and  $n_{cr}(T)$  is indeed observed in the experimental data, as can be seen in Fig. 3. The least-square fits are performed in the low-density region (or equivalently low-temperature). The values obtained for  $H_c(0)$  are in good agreement with most of the previous estimates (see Tab. I). These fits also provide an estimate for  $U$  around 340 K. However, as it can be seen in Fig. 4, a slightly smaller value for  $U$  (320 K) gives a critical field  $H_c(T)$  which is in very good agreement with all the available experimental data, even at high temperatures. This value is close to that obtained from a similar HFP analysis (including a small magnetic exchange anisotropy) of the magnetization curves.<sup>15</sup>

In the literature the experimental data for  $H_c(T)$  have been analyzed by fitting to the power-law (1). Values from  $\phi = 1.67$  to 2.2 have been reported<sup>5,6,8,10,11</sup> and it has been suggested that the deviation from the HFP theory ( $\phi = 1.5$ ) could be caused by fluctuations effects beyond the mean-field approximation. From our results it appears that a realistic dispersion relation<sup>4</sup> combined with an HFP treatment is able to reproduce the data accurately with a single adjustable parameter ( $U$ ). It covers a wide temperature range from the very low temperature regime  $< 1$  K where the quadratic approximation holds, up to  $\sim 8$  K.

## 7. Specific heat

The specific heat of  $\text{TlCuCl}_3$  under magnetic field was measured by Oosawa *et al.*<sup>10</sup> and shows a peak (with an asymmetric  $\lambda$  shape) at the transition. In this section we compare these results with the prediction of the HFP theory.

From Eq. 12 the expectation value of the energy per site in the normal phase ( $n_c = 0$ ) is

$$\langle E \rangle = -Un^2 + \int \frac{d^3k}{(2\pi)^3} \tilde{\epsilon}_k f_B(\tilde{\epsilon}_k, T) \quad (29)$$

The specific heat is obtained by differentiation with re-

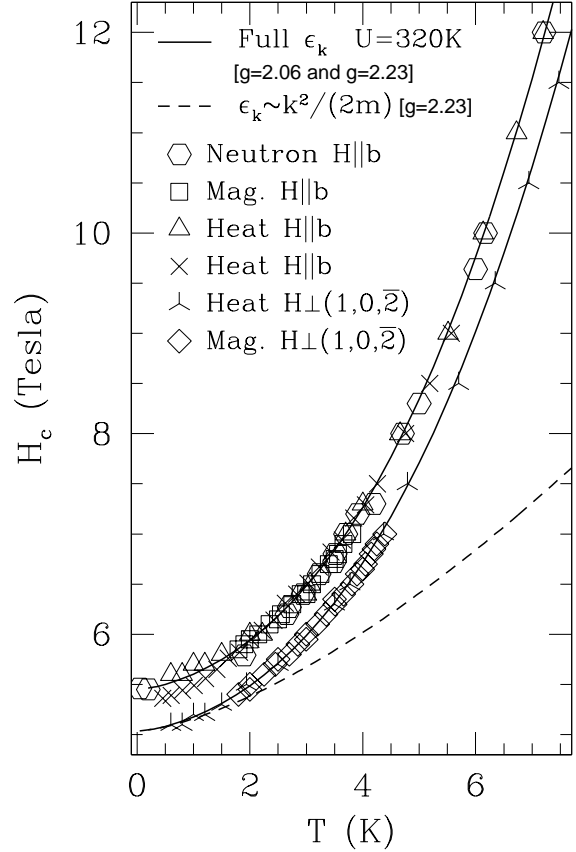


Fig. 4. Critical field  $H_c(T)$ . Full line: HFP result with the full dispersion relation and  $U = 320$  K (plotted for two values of the gyromagnetic factor). Dotted line:  $\epsilon_k = k^2/(2m)$  approximation ( $g = 2.23$ ). Hexagons: Data from Ref. 6. Squares and crosses : Data from Ref. 10. Triangles and three-leg symbol: Data from Ref. 11.

spect to temperature and we get:

$$C_v = \frac{1}{T} \int \frac{d^3k}{(2\pi)^3} \tilde{\epsilon}_k^2 \left( -\frac{\partial f_B}{\partial \tilde{\epsilon}_k} \right) + 2U \frac{\partial n}{\partial T} \int \frac{d^3k}{(2\pi)^3} \tilde{\epsilon}_k \frac{\partial f_B}{\partial \tilde{\epsilon}_k} \quad (30)$$

with  $k_B = 1$  and

$$\frac{\partial n}{\partial T} = \frac{\int \frac{d^3k}{(2\pi)^3} \frac{\partial f_B}{\partial T}}{1 - 2U \int \frac{d^3k}{(2\pi)^3} \frac{\partial f_B}{\partial \tilde{\epsilon}_k}} \quad (31)$$

In the condensed phase, Eq. 12 gives

$$\langle E \rangle = \int \frac{d^3k}{(2\pi)^3} E_k \left[ f_B(E_k, T) + \frac{1}{2} \right] - \frac{1}{2} \int \frac{d^3k}{(2\pi)^3} \tilde{\epsilon}_k + C \quad (32)$$

After some algebra, we obtain the specific heat as:

$$C_v = \frac{1}{T} \int \frac{d^3k}{(2\pi)^3} E_k^2 \left( -\frac{\partial f_B}{\partial E} \right) + 2U \frac{\partial n}{\partial T} \left[ n_c - n - \frac{1}{2} + \int \frac{d^3k}{(2\pi)^3} \frac{\epsilon_k}{E_k} \left( f_B(E) + \frac{1}{2} + E \frac{\partial f_B}{\partial E} \right) \right] \quad (33)$$

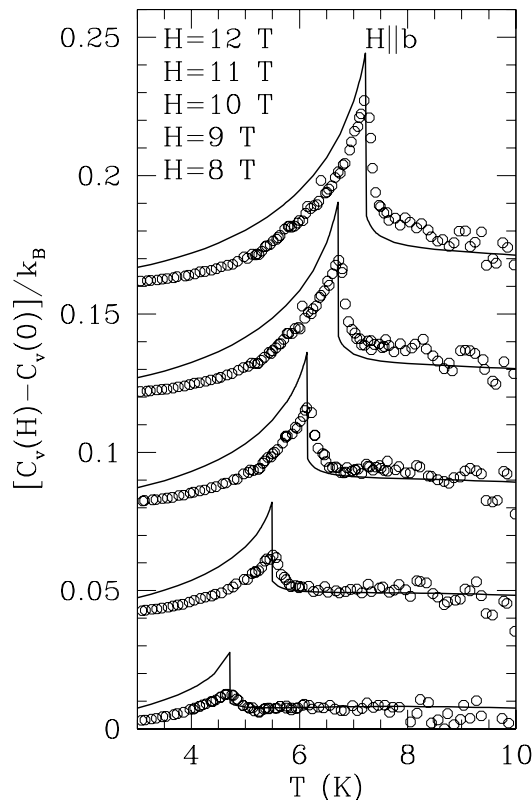


Fig. 5. Specific heat (per dimer) under an applied field (along the  $b$  axis) minus the specific heat in zero field. Full lines: HFP results with  $U = 320\text{K}$ . Circles: Measurements by Oosawa *et al.*<sup>10</sup> The results for the different values of  $H$  have been shifted by 0.04 for clarity.

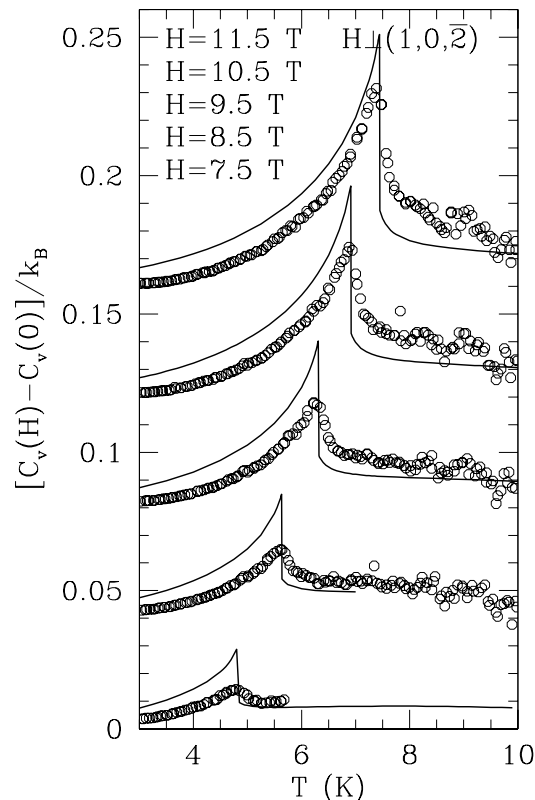


Fig. 6. Same as Fig. 5 with magnetic field  $H \perp (1,0,2)$ .

with

$$\frac{\partial n}{\partial T} = \frac{\frac{1}{T} \int \frac{d^3k}{(2\pi)^3} \tilde{\epsilon}_k \frac{\partial f_B}{\partial E}}{1 - 2U \int \frac{d^3k}{(2\pi)^3} \frac{\epsilon_k}{E_k^2} \left( -\tilde{\epsilon}_k \frac{\partial f_B}{\partial E} + \frac{\mu^{\text{eff}}}{E_k} (f_B + \frac{1}{2}) \right)} \quad (34)$$

In Figs. 5 and 6 the HFP results above are compared with the data of Oosawa *et al.* for two magnetic field orientations. The theoretical curves reproduce qualitatively the  $\lambda$  shape observed experimentally, although the height of the peak seems to be overestimated.

## 8. Discussions

In this paper, we have shown that taking the realistic dispersion relation determined from the microscopic theory and from the neutron scattering data, we can significantly improve the HFP approximation to explain the experimental data, especially the phase boundary curve  $H_c(T)$ . It is now evident that, in  $\text{TlCuCl}_3$  the magnon dispersion curve is rather “steep” so that the quadratic approximation fails above a rather low temperature  $\sim 1$  K.

It may be rather surprising that the HFP approximation, which is generally believed to fail in the critical region, describes a wide range of experimental data precisely. This appears to be the case, even though the HFP approximation still contains unsatisfactory features of predicting discontinuities in the magnetization and in the

specific heat at the transition. These discontinuities are considered to be an artifact of the HFP approximation. The true behavior of the magnetization in the model (2) is believed to be continuous and that of the specific heat to show a sharp cusp (negative exponent  $\alpha$ , see Ref. 23) at the transition, which is classified as the 3-dimensional XY universality class.

However, in fact, the experimental data on  $\text{TlCuCl}_3$  discussed in Section 7 does not show such a sharp singularity and is rather similar to the HFP prediction. This may be explained by small anisotropies (breaking the  $U(1)$  symmetry around the magnetic field direction), which are expected to exist in any real magnetic system. The fact that the observed moment in the ordered (condensed) phase of  $\text{TlCuCl}_3$  points to a constant direction<sup>6</sup> suggest the presence of the anisotropy. Moreover, recently it is argued that a high-precision ESR measurement reveals the anisotropy.<sup>24</sup> Such anisotropies induce a small gap and should reduce the thermal fluctuations (and thus the specific heat) in the vicinity of the transition, which could be also smeared out into a crossover. Since the breakdown of the HFP approximation is generally due to the critical fluctuation, the reduction of the critical region caused by the magnetic anisotropies may actually make the agreement with the HFP predictions better, although we did not take any anisotropy into our calculation. Recently, an HFP calculation including a (small) magnetic anisotropy was carried out by Sirker *et al.*<sup>15</sup> and provided an improved description of the magnetization curves compared to that obtained

from the isotropic model. They also emphasized that the HFP approximation should be valid outside a narrow critical regime.

Magnetic anisotropies are not the only corrections that may be added to the present model. Indeed, NMR measurements revealed that the transition to the ordered phase is (weakly) first order and accompanied by a simultaneous lattice distortion<sup>25</sup> (see also Ref. 12). Spin-phonon interactions therefore seem to reduce the importance of critical fluctuations close to the transition while the resulting lattice distortion certainly induces some change in the magnetic exchange parameters.<sup>26</sup> An analysis of the consequences of such a magneto-elastic coupling is an interesting issue for further studies.

Finally, let us comment on related theoretical works. Sherman *et al.* discussed that the agreement of the HFP result to the experiment is better if the “relativistic” form  $\epsilon_k + \Delta \sim \sqrt{c^2 k^2 + \Delta^2}$  is assumed for the magnon dispersion relation.<sup>12</sup> Our approach in this paper of modifying the dispersion is actually the same to theirs. However, we see no particular reason why we should take the relativistic form, although it may be a better approximation for  $\text{TiCuCl}_3$  than the quadratic one. In any case, ours would give a further improvement over Ref. 12 within the HFP framework.

In Refs. 13, 14, the phase boundary  $H_c(T)$  is studied numerically by a Monte Carlo method, for a dimer system on a cubic lattice. The result should contain effects from both the deviation of the dispersion from simple quadratic, and the fluctuation beyond HFP. While we cannot directly compare their result to ours as we deal with different models, the qualitative behavior is similar. Namely, they also observed the deviation from  $\phi = 3/2$  at higher temperatures, but the result seems to become closer to the  $\phi = 3/2$  as the temperature is lowered. However, they suggest that this behavior including the deviation from  $\phi = 3/2$  could be universal and does not depend on the particular dispersion, in a moderately low temperature regime. This is in contrast to our result that the non-universal magnon dispersion explains the observed phase boundary  $H_c(T)$  and its deviation from  $\phi = 3/2$ . The resolution is an open problem for the future. Numerical approaches would be also useful to clarify the effect of the (small) anisotropies.

## 9. Acknowledgments

We thank Hidekazu Tanaka on numerous stimulating discussions and providing experimental data from many experiments. We also thank V. N. Glazkov, N. Kawashima, Ch. Rüegg and J. Sirker for useful correspondences, in particular for notifying us of their work. G. M. and M. O. acknowledge the hospitality of the Tokyo Institute of Technology and CEA Saclay respectively, on mutual visits. M. O. is supported in part by Grant-in-Aid for Scientific Research, and a 21st Century COE Program at Tokyo Institute of Technology “Nanometer-Scale Quantum Physics”, both from MEXT of Japan. G. M. is in part supported by the Ministère de la Recherche et des Nouvelles Technologies with an ACI grant. We thank the KITP for hospitality during part of this work. This research was supported in part by the

National Science Foundation under Grant No. PHY99-07949 (KITP).

## Note Added

After submission of this paper, Kawashima<sup>27</sup> clarified the question of the exponent  $\phi$  with numerical simulations of the 3D  $S=1/2$  XXZ model as well as field-theoretical arguments. According to his results, in the limit of  $T \rightarrow 0$ , the HFP prediction  $\phi = 3/2$  is indeed *exact*. This is also consistent with our result that the phase boundary for a wide temperature range can be accounted within the HFP calculation using the realistic dispersion curve.

- 1) K. Takatsu, W. Shiramura, and H. Tanaka, J. Phys. Soc. Jpn. **66**, 1611 (1997).
- 2) W. Shiramura *et al.*, J. Phys. Soc. Jpn **66**, 1900 (1997)
- 3) N. Cavadini, G. Heigold, W. Henggeler, A. Furrer, H.-U. Güdel, K. Krämer, and H. Mutka, Phys. Rev. B **63**, 172414 (2001).
- 4) M. Matsumoto, B. Normand, T. M. Rice, and M. Sigrist, Phys. Rev. Lett. **89**, 77203 (2002).
- 5) A. Oosawa, M. Ishii, and H. Tanaka. J. Phys. Condens. Matter **11**, 265 (1999).
- 6) H. Tanaka, A. Oosawa, T. Kato, H. Uekusa, Y. Ohashi, K. Kakurai and A. Hoser, J. Phys. Soc. Jpn. **70**, 939 (2001).
- 7) M. Tachiki and T. Yamada, Suppl. Prog. Theor. Phys. **46**, 291 (1970); M. Tachiki and T. Yamada, J. Phys. Soc. Jpn. **28** 1413 (1970).
- 8) T. Nikuni, M. Oshikawa, A. Oosawa and H. Tanaka, Phys. Rev. Lett. **84**, 5868 (2000).
- 9) T. M. Rice, Science **298**, 760 (2002).
- 10) A. Oosawa, H. Aruga Katori, and H. Tanaka, Phys. Rev. B **63**, 134416 (2001).
- 11) Y. Shindo and H. Tanaka, arXiv:cond-mat/0310691.
- 12) E. Ya. Sherman, P. Lemmens, B. Busse, A. Oosawa, and H. Tanaka, Phys. Rev. Lett. **91**, 057201 (2003).
- 13) B. Normand, M. Matsumoto, O. Nohadani, S. Haas, T. M. Rice, and M. Sigrist, J. Phys. Condens. Matter **16**, S867 (2004).
- 14) O. Nohadani, S. Wessel, B. Normand, and S. Haas, Phys. Rev. B. **69**, 220402(R) (2004).
- 15) J. Sirker, A. Weiße, O. P. Sushkov, arXiv:cond-mat/0403311.
- 16) D. Pines and P. Nozières, “The Theory of Quantum Liquids” (W.A. Benjamin, 1966).
- 17) The dispersion relation is not isotropic in the vicinity of its minimum but the effective mass is defined by  $m = (m_1 m_2 m_3)^{1/3}$  where the  $1/m_i$  are the 3 eigenvalues of the quadratic form defined by  $\epsilon_k$  around its minimum. When  $T \rightarrow 0$ ,  $m$  is the only relevant combination of the  $m_i$  as far as the total boson density is concerned (quadratic approximation).
- 18) H. Tanaka, K. Takatsu, W. Shiramura, T. Kambe, H. Nojiri, T. Yamada, S. Okubo, H. Ohta, and M. Motokawa, Physica B **545**, 246 (1998).
- 19) A. Oosawa *et al.*, Phys. Rev. B **65**, 094426 (2002).
- 20) Ch. Rüegg, N. Cavadini, A. Furrer, H.-U. Güdel, K. Krämer, H. Mutka, A. Wildes, K. Habicht, and P. Vorderwisch, Nature (London) **423**, **62** (2003).
- 21) In the HFP approximation the magnetization is discontinuous at the transition.<sup>8</sup> The value  $n_{cr}$  obtained by setting  $\mu^{eff} = 0$  in Eq. 15 is the one realized on the *normal* side ( $T \rightarrow T_c^+$ ) of the transition.
- 22) In the case of  $\text{TiCuCl}_3$  there are *two* magnon branches but the minimum of the dispersion relation (where the effective mass  $m$  is defined) is reached in only *one*. This is the origin of the factor  $\frac{1}{2}$  in Eq. 27.
- 23) M. Campostrini, M. Hasenbusch, A. Pelissetto, P. Rossi and E. Vicari, Phys. Rev. B **63**, 214503 (2001).

- 24) V. N. Glazkov, A. I. Smirnov, H. Tanaka and A. Oosawa, Phys. Rev. B **69**, 184410 (2004). A. K. Kolezhuk, V. N. Glazkov, H. Tanaka, and A. Oosawa, Phys. Rev. B **70**, 020403(R) (2004).
- 25) O. Vyaselev, M. Takigawa, A. Vasiliev, A. Oosawa, and H. Tanaka, Phys. Rev. Lett. **92**, 207202 (2004).
- 26) We thank Ch. Rüegg for pointing out to us the importance of the coupling to the lattice.
- 27) N. Kawashima, arXiv:cond-mat/0408649.