

Internal state of granular assemblies near random close packing

Jean-Noël Roux*

*Laboratoire des Matériaux et des Structures du Génie Civil
2 allée Kepler, Cité Descartes, 77420 Champs-sur-Marne, France*

(Dated: November 15, 2018)

The structure of random sphere packings in mechanical equilibrium in prescribed stress states, as studied by molecular dynamics simulations, strongly depends on the assembling procedure. Frictionless packings in the limit of low pressure are devoid of dilatancy, and consequently share the same random close packing density, but exhibit fabric anisotropy related to stress anisotropy. Efficient compaction methods can be viewed as routes to circumvent the influence of friction. Simulations designed to resemble two such procedures, lubrication and vibration (or “tapping”) show that the resulting granular structures differ, the less dense one having, remarkably, the larger coordination number. Density, coordination number and fabric can thus vary independently. Calculations of elastic moduli and comparisons with experimental results suggest that measurable elastic properties provide information on those important internal state variables.

PACS numbers: 45.70.-n, 45.70.Cc, 71.55.Jv, 81.40.Jj

The mechanical properties of solidlike granular packings and their microscopic, grain-level origins are an active field of research in material science and condensed-matter physics [1, 2], with practical motivations in soil mechanics and material processing, as well as theoretical ones, as general approaches to the rheology of “jammed” systems [3] are attempted. For long, the only accessible information on the internal state of granular packings has been the density or the solid volume fraction Φ . Its importance was recognized, *e.g.* in soil mechanics [1, 4], and for the elaboration of concrete mixes [5]. The concept of *random close packing* (RCP) [6] is deemed relevant in many contexts. For monodisperse spheres, the RCP volume fraction value $\Phi_{RCP} \simeq 0.637$ was consistently reported [6, 7]. Discrete numerical simulation [8] proved a valuable tool to investigate the internal state of packings, as it is capable to reproduce mechanical behaviors [9], and to identify relevant variables other than Φ , such as coordination number and fabric (or distribution of contact orientations) [10, 11]. The influence of the sample preparation procedure on the mechanics of solid granulates is widely recognized as crucial, in numerical experiments as well as in real ones, but it is seldom discussed in detail. Experimentally, a variety of techniques such as controlled rain deposition under gravity [12], or layerwise tamping are used. Numerically, loose contactless configurations (“granular gases”) are homogeneously compressed [9, 13, 14] or dropped in a container under their weight [15, 16]. In both cases, configurations are usually classified by their density, other state parameters being implicitly regarded as density-dependent. The present Letter reports on a molecular dynamics study that further investigates those initial states and their dependence on the assembling procedure in the case of monodisperse spherical particles. Its aim is twofold: first to revisit (after others [17]) the prevailing notion of “random close packing”; then to study the internal states obtained by procedures designed to approach such RCP states, and

to suggest possible means to measure important hidden information on their geometry.

A foreword is necessary about the *mechanical* definition [18] of a configuration of maximum density. Let us consider a collection of a large number of identical rigid spheres, and enclose them in a rectangular parallelepipedic box. The degrees of freedom are the positions of sphere centers and the lengths L^α ($\alpha = 1, 2, 3$) of the container edges parallel to coordinate axes (changes of cell shape might also be considered). Using arbitrary reference lengths L_0^α strain parameters $\epsilon_\alpha = \frac{L_0^\alpha - L^\alpha}{L_0^\alpha}$ are defined. A local minimum of volume V , or maximum of Φ , is obtained on minimizing, under impenetrability constraints, the potential energy $W = -P \sum_\alpha \epsilon_\alpha$ that corresponds to external pressure $P > 0$. Constraints entail the definition of repulsive, normal contact forces as Lagrange parameters. Local maxima of Φ in configuration space (called “strictly jammed states” in [17]) are thus *equivalently* characterized as stable equilibrium configurations of rigid, frictionless particles under an isotropic pressure. This duality between contact forces and rigid constraints, presented *e.g.*, in [18], leads to *define* any such configuration, devoid of crystal nucleus (which might be checked with suitable order parameters [19]), as a random close-packed state. Not surprisingly, it is common practice, in order to obtain dense states easily, to set friction coefficients to zero in molecular dynamics calculations [9, 13].

Real materials are made of elastic, deformable grains, a feature most often taken into account in simulations [8, 9, 13]. In those presented below, we implement the Hertz law [20] for normal forces, and, in the presence of friction, like in refs. [13, 15, 16], a simplified form of the Cattaneo-Mindlin-Deresiewicz relations [20] (as suggested in [21]) for tangential forces. Stable equilibria then minimize a potential energy containing an additional elastic term. Solutions for perfectly rigid grains are recovered [18] in the limit of large contact stiffness,

relative to the level of externally imposed forces. Specifically, the typical ratio h/a of elastic normal deflection of surfaces in contact h to sphere diameter a is of order $(P/E)^{2/3}$ for Hertzian contacts (force $F \sim Ea^{1/2}h^{3/2}$). Our simulations, to allow for comparisons with experiments, correspond to glass beads with Young modulus $E = 70kPa$ and Poisson coefficient $\nu = 0.3$. The method is similar to that of refs. [8, 9, 13] except that stresses, rather than strain rates, are controlled (as in ref. [22]). Unless otherwise specified, results are averaged over 5 samples of 4000 beads enclosed in a periodic cubic cell.

Compression of a frictionless granular gas to equilibrium under $P = 10kPa$ yields $\Phi = 0.637 \pm 0.002 \simeq \Phi_{RCP}$, like in refs. [13, 23]. The difference with the value Φ^* one would obtain in the $P \rightarrow 0$ limit might be estimated to first order in the small elastic deflections h_c of the contacts, via the theorem of virtual work [18], on equating the work of the external pressure, $PV(\Phi - \Phi^*)/\Phi$ to the work of normal contact forces f_c , $\sum_c f_c h_c$, between equilibrium configurations at $P = 0$ and $P = 10kPa$. One finds $\Phi - \Phi^* \simeq 1.15 \times 10^{-4}$, less than statistical uncertainties on Φ . Configurations in the $P \rightarrow 0$ limit are endowed with particular properties related to absence of force indeterminacy and stability, which together entail the isostaticity of the force-carrying structure [18], which consequently has a coordination number $z^* = 6$. On the force network at $10kPa$ each ball has an average of $z^* = 6.073 \pm 0.004$ contacts, in agreement with refs. [13, 15, 23]. This value excludes “rattlers”, spheres that carry no force, which represent a fraction $f_0 = (1.3 \pm 0.3)\%$ of the total number, and differs from the global coordination number, $z = z^*(1 - f_0)$ (obtained on attributing zero contact to rattlers). In all cases considered, only a few (0.3%) isolated particles belong to crystalline regions, as defined in ref. [19], p. 4.

Numerical configurations made with friction are known to exhibit lower densities and coordination numbers [9, 14, 16, 23]. In practice, *compaction strategies should therefore avoid the mobilization of friction in contacts*. Our definition of RCP states is naturally associated with an isotropic pressure. What about other possible states of stress? To investigate those, isotropic samples of frictionless were submitted to stepwise *axisymmetric tri-axial compression*, *i.e.*, keeping the coordinate axes as principal stress directions, σ_3 was increased, at constant $P = (\sigma_1 + \sigma_2 + \sigma_3)/3$, by steps of $0.02P$, while maintaining $\sigma_2 = \sigma_1$. At each stress step one waits for mechanical equilibrium (to accuracy $10^{-4}a^2P$ on the net force on each particle). With perfectly rigid balls, one would have a local minimum of $W = -\sum_\alpha \sigma_\alpha \epsilon_\alpha$. The maximum principal stress ratio supported by frictionless balls was observed to reach 1.2 to 1.24. For each equilibrium, Φ , z^* , f_0 , strains ϵ_α (taking the initial isotropic state as reference), and the fabric parameter $\chi = \langle 3 \cos^2 \theta - 1 \rangle$ (θ is the angle of normals to contacts with the major principal stress direction z) are recorded. Figure 1 dis-

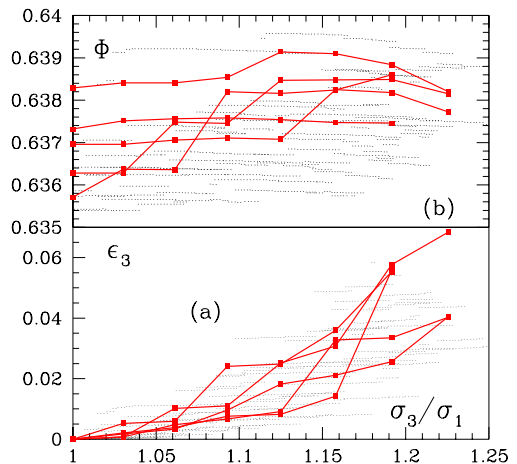


FIG. 1: (Color online) (a) Axial strain ϵ_3 and (b) volume fraction Φ vs. stress ratio σ_3/σ_1 . Small symbols: earlier simulations, 1372 balls. Connected dots: 4000 ball samples.

plays ϵ_3 (the *axial strain*) and Φ as functions of σ_3/σ_1 . Stress-strain relations are elusive in those frictionless systems, as axial strain responds quite erratically to deviator stress increments (the strain/stress curve was interpreted as the trajectory of a Lévy flight in 2D [24]). Φ variations with deviator stress are extremely small, with a slight increasing trend, so that observed densities remain within the small interval of reported RCP values. This lack of dilatancy, contrary to the classical Reynolds [25] argument, might appear as a paradox, as density should first increase on destabilizing density-minimizing configurations. Such density increases are however likely to vanish in the large system limit. This lack of volume change agrees with experimental observations, as stresses in alleged RCP states (*e.g.*, under gravity) cannot be always isotropic. Likewise, the numerical simulations that should produce anisotropic stress states, due to a final oedometric compression [14], or to gravity [15, 16], nevertheless yield $\Phi \simeq \Phi_{RCP}$ in the frictionless case. On the other hand, one observes (fig. 2) a gradual building of a moderate contact network anisotropy, apparently determined by stress anisotropy for macroscopic samples (a likely consequence of the “fragility” of equilibrium states [24]). The ratio of vertical (parallel to axis 3, C_{33}) to horizontal (C_{11}) computed oedometric elastic moduli reach about 1.2 at the largest deviator. Consequently, assuming full success of the compaction method in avoiding friction mobilization, observed RCP configurations belong to a continuum of different states. Those differ at least by one internal variable: fabric anisotropy, related to stress anisotropy, which should be accessible via measurements of elastic constants.

Let us now turn to systems in which the effects of friction are not entirely suppressed, and investigate, focussing on isotropic states, the possible effects of two different compacting strategies. One is lubrication, ei-

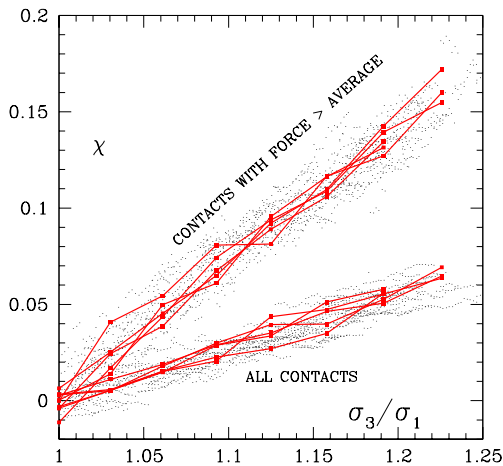


FIG. 2: (Color online). Fabric parameter χ versus principal stress ratio. Symbols as on fig. 1. χ is larger for contacts carrying larger than average forces. Note the apparent regression of fluctuations as sample size increases, unlike on fig. 1.

ther with a viscous, fluid oil (hydrodynamic lubrication), or with a very thin, greasy solid layer coating the grain surfaces. The suppression of friction is then expected to be more efficient in the course of the assembling process than in the static packing under higher loads. To produce numerical configurations bearing some similarity to experimental, lubricated ones, we simulated slow, isotropic compressions, with a high level of viscous dissipation, using a small friction coefficient $\mu_0 = 0.02$ up to equilibrium states under $P = 10kPa$. To study the effect of higher pressures (maintaining isotropy), the friction coefficient was raised to $\mu = 0.3$, a typical value for a dry contact. Such numerical configurations are referred to as B samples in the sequel, A samples denoting those that were assembled without friction (note, however, that elastic moduli were subsequently evaluated in the presence of tangential forces, assuming type A configurations, well annealed at each pressure level, mobilize tangential elasticity [13] in response to small load increments).

Another common procedure to circumvent friction and produce dense samples consists in vibrating, shaking or “tapping” [26]. In practice, this is most often how experimental RCP states are reached with dry beads, for which a certain amount of intergranular friction is unavoidable. This might be understood, as the replacement of permanent contacts by repeated collisions precludes the mobilization of friction, and therefore destabilizes arrangements that were equilibrated thanks to tangential contact forces. A third series of numerical configurations (series C) was produced in order to mimic the internal state of vibrated samples, as follows. First, A samples at $P = 10kPa$ were dilated, scaling all coordinates by a factor 1.005, so that all contacts opened. Then particles were attributed random velocities and left to collide without energy dissipation (like the hard sphere fluid of

ref. [19]) at constant volume. This shaking stage lasted until each particle had undergone an average of 50 collisions. Samples were finally isotropically compressed with $\mu = 0.3$ and strongly dissipative dynamics, to equilibrium at $P = 10kPa$.

A comparison of low-pressure equilibrated configurations A, B and C reveals that the “imperfectly lubricated” samples B do not quite reach the RCP solid fraction, as $\Phi = 0.627 \pm 0.0002$ is observed at $10kPa$. However, the coordination number of active grains, $z^* = 5.79 \pm 0.007$, was only slightly reduced and the proportion of rattlers, $(1.7 \pm 0.2)\%$, rather similar. On the other hand, “vibrated” samples C are denser, with $\Phi = 0.635 \pm 0.001$ very close to Φ_{RCP} , but their coordination number is considerably smaller, $z^* = 4.56 \pm 0.03$, with $f_0 = (13.3 \pm 0.6)\%$. Remarkably, this shows that density and coordination number can vary independently for the same material, without fabric anisotropy. In fact, z^* values in the C case are as low as in loose samples (series D, $z^* = 4.62 \pm 0.01$, $\Phi = 0.606 \pm 0.002$ at $10kPa$) prepared from a cold “granular gas” by direct isotropic compression with $\mu = 0.3$ (see fig. 3). Compressions to higher pressures (keeping $\mu = 0.3$) and calculations of elastic moduli enabled comparisons to experimental results. On figure 3, z^* , f_0 , Φ and velocities of longitudinal and transverse sound velocities, respectively denoted as V_P and V_S , are plotted versus P in the $10kPa$ to $100MPa$ range. V_P and V_S are deduced from computed bulk moduli (B) and shear moduli (G) as $V_P = \sqrt{(B + \frac{4}{3}G)/\rho}$ and $V_S = \sqrt{G/\rho}$ (ρ is the mass density of the packing). Sound speeds are compared to experimental measurements on glass beads by Domenico [27], and by Jia and Mills [28]. Numerical results with C (vibrated) samples are clearly in better agreement with experimental results on dense packings of dry beads, than A samples (*i.e.*, initially prepared in an ideal isotropic RCP state), for which V_P and V_S are too large in the $100kPa$ range, and vary too slowly with P . (Results for A samples are in excellent agreement with ref. [13]). Sound speed dependence on P can be approximated with a power law, the exponent being roughly 1/6 for A samples, as predicted by simple “effective medium” approaches [13], whereas it is close to 0.25 for V_S and about 0.22 for V_P in C samples (due to faster variations of modulus G). Despite the remaining uncertainties and discrepancies in the comparison to experiments (the numerical procedure is a caricature of the experimental assembling process, and no information is available on sample anisotropies in [27, 28], while numerical configurations are isotropic) we conclude that the numerical simulations of dense samples of dry particles should probably involve such annealing stages, which result in much smaller coordination numbers.

Interestingly, Jia *et al.* [28] also prepared packings with a very small amount of a solid lubricant (trioleine) and observed *smaller* densities than for dry packings (typi-

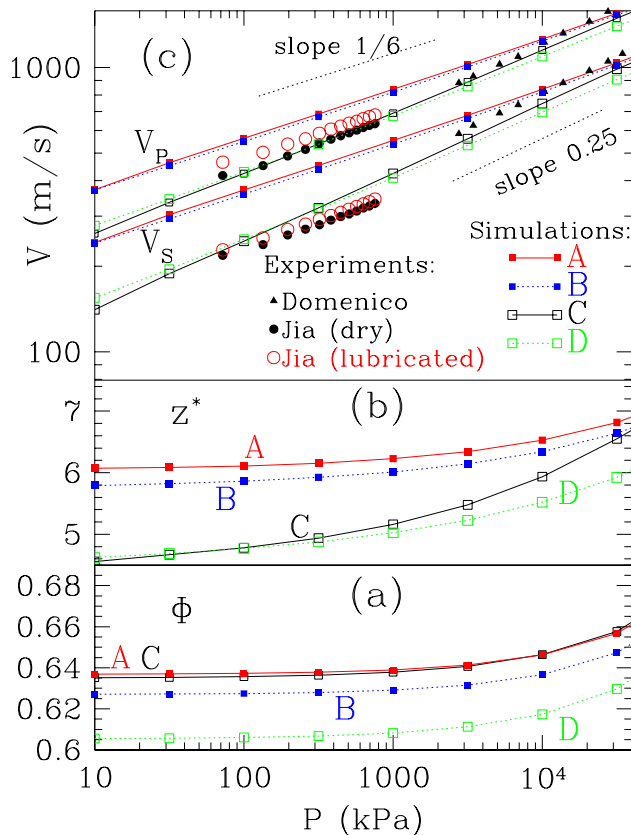


FIG. 3: (Color online) (a) Solid fraction Φ ; (b) coordination number z^* ; (c) speeds of sound V_P and V_S (with experimental points [27, 28]) for samples of types A, B, C, D, versus isotropic pressure P . V_P and V_S correlate to z^* rather than to Φ . Error bars are smaller than symbols.

cally $\Phi \simeq 0.625$ instead of 0.64 at $100Pa$), but *larger* sound speeds (fig. 3). Our results for B samples (“imperfect lubrication”) are qualitatively similar, as we find sound speeds close to A (ideal RCP) values, larger than C (“vibrated”) ones. Note also the agreement for the slope of $\log(V)$ versus $\log(P)$ (close to $1/6$). The larger elastic moduli of initially lubricated samples might thus be attributed to their higher coordination number (in spite of their lower density).

To conclude, we propose to define *ideal* random close packings of spherical balls as equilibrium states devoid of crystal nuclei that remain stable without friction, and to regard compaction procedures as recipes to suppress friction mobilization. Simulations reveal that, even though they all share the same volume fraction and coordination number (in the small stress limit), such RCP states differ by at least another state variable, a fabric tensor: they develop anisotropic contact networks to support anisotropic stress states. Simple modelling of two *imperfect* compacting strategies, vibration and lubrication, show that isotropic configurations with very different coordination numbers coexist close to the RCP

density. Solid fraction, coordination number and fabric can vary independently. Comparisons with laboratory measurements of sound speeds under varying pressure with glass bead samples show good correspondence with real assembling procedures, and suggest that elastic properties provide access to coordination and fabric.

* Electronic address: Jean-Noel.Roux@lpc.fr

- [1] H. J. Herrmann, J.-P. Hovi, and S. Luding, eds., *Physics of Dry Granular Media* (Balkema, Dordrecht, 1998).
- [2] Y. Kishino, ed., *Powders and Grains 2001* (Swets & Zeitlinger, Lisse, 2001).
- [3] A. J. Liu and S. R. Nagel, eds., *Jamming and rheology* (Taylor & Francis, New York, 2001).
- [4] D. M. Wood, *Soil Behaviour and Critical State Soil Mechanics* (Cambridge University Press, 1990).
- [5] F. de Larrard, *Concrete Mixture Proportioning: A Scientific Approach* (E&FN SPON, London, 1999).
- [6] D. Cumberland and R. Crawford, *The Packing of Particles* (Elsevier, Amsterdam, 1987).
- [7] D. Bideau and A. Hansen, eds., *Disorder and Granular Media* (Elsevier, 1993).
- [8] P. A. Cundall and O. D. L. Strack, *Géotechnique* **29**, 47 (1979).
- [9] C. Thornton, *Géotechnique* **50**, 43 (2000).
- [10] R. J. Bathurst and L. Rothenburg, *Mech. Materials* **9**, 65 (1990).
- [11] F. Radjai and S. Roux, in [2], pp. 21–24.
- [12] N. S. Rad and M. T. Tumay, *ASTM J. Geotechnical Testing* **10**, 31 (1987).
- [13] H. Makse, N. Gland, D. Johnson, and L. Schwartz, *Phys. Rev. Lett.* **83**, 5070 (1999).
- [14] H. Makse, D. Johnson, and L. Schwartz, *Phys. Rev. Lett.* **84**, 4160 (2000).
- [15] L. E. Silbert, D. Ertas, G. S. Grest, T. C. Halsey, and D. Levine, *Phys. Rev. E* **65**, 031304 (2002).
- [16] L. E. Silbert, G. S. Grest, and J. W. Landry, *Phys. Rev. E* **66**, 061303 (2002).
- [17] A. R. Kansal, S. Torquato, and F. H. Stillinger, *Physical Review E* **66**, 041109 (2002).
- [18] J.-N. Roux, *Phys. Rev. E* **61**, 6802 (2000).
- [19] I. Volkov, M. Cieplak, J. Koplik, and J. R. Banavar, *Phys. Rev. E* **66**, 061401 (2002).
- [20] K. L. Johnson, *Contact Mechanics* (Cambridge University Press, 1985).
- [21] D. Elata and J. G. Berryman, *Mech. Materials* **24**, 229 (1996). Thanks to O. Walton (private communication).
- [22] M. Parrinello and A. Rahman, *J. Chem. Phys.* **76**, 2662 (1982).
- [23] C. O’Hern, L. E. Silbert, A. J. Liu, and S. Nagel, *Phys. Rev. E* **68**, 011306 (2003).
- [24] G. Combe and J.-N. Roux, *Phys. Rev. Lett.* **85**, 3628 (2000).
- [25] O. Reynolds, *Philosophical Magazine* 469 (1885).
- [26] E. R. Nowak, J. B. Knight, E. Ben-Naim, H. M. Jaeger, and S. R. Nagel, *Phys. Rev. E* **57**, 1971 (1998).
- [27] S. N. Domenico, *Geophysics* **42**, 1339 (1977).
- [28] X. Jia and P. Mills, in [2], pp. 105–112, and I am very grateful to Xiaoping Jia and Pierre Mills who kindly let me use other, unpublished results.