

Self-consistent mode-coupling theory for the viscosity of rod-like polyelectrolyte solutions

Kunimasa Miyazaki*

Department of Chemistry and Chemical biology, Harvard University, 12 Oxford Street, Cambridge MA 02138

Biman Bagchi

Solid State and Structural Chemistry Unit, Indian Institute of Science, Bangalore 560 012, INDIA

Arun Yethiraj†

Theoretical Chemistry Institute and Department of Chemistry, University of Wisconsin, Madison, WI 53706

A self-consistent mode-coupling theory is presented for the viscosity of solutions of charged rod-like polymers. The static structure factor used in the theory is obtained from polymer integral equation theory; the Debye-Hückel approximation is inadequate even at low concentrations. The theory predicts a non-monotonic dependence of the reduced excess viscosity, η_R , on concentration from the behaviour of the static structure factor in polyelectrolyte solutions. The theory predicts that the peak in η_R occurs at concentrations slightly lower than the overlap threshold concentration, c^* . The peak height increases dramatically with increasing molecular weight and decreases with increased concentrations of added salt. The position of the peak, as a function of concentration divided by c^* is independent of salt concentration or molecular weight. The predictions can be tested experimentally.

PACS numbers: 82.70.Dd;61.25.Hq;61.20.Gy

I. INTRODUCTION

Polyelectrolyte solutions are widely considered to be one of the least understood substances in polymer science [1]. There are several features of these solutions that make them rather complex. For one, the long-ranged nature of the electrostatic interactions results in long-ranged correlations even in dilute solutions. In addition, polymer conformations are very sensitive to concentration and ionic strength because the electrostatic interactions compete with short-ranged “hydrophobic” interactions. This complex static behaviour is accompanied by very interesting dynamical behaviour of polyelectrolyte solutions. In this work, we present a theoretical study of the viscosity of dilute and semi-dilute rod-like polyelectrolyte solutions using a liquid state approach.

The viscosity of polyelectrolyte solutions displays an interesting “anomalous” concentration dependence at low polymer concentrations [2, 3]. The quantity that is normally discussed is the reduced viscosity, η_R , defined as $\eta_R \equiv (\eta - \eta_0)/(\eta_0 c_p)$, where η is the viscosity of the solution, η_0 is the viscosity of the solvent in the absence of the polymer, and c_p is the (monomer) concentration of polymers. Experiments show that η_R displays a sharp peak at low polyelectrolyte concentrations for a variety of different solutions. This anomalous concentration dependence of viscosity of dilute polyelectrolyte solutions has been the focus of attention for over 50 years and, although

there have been many theories that address the problem, it is not considered to be well understood [1, 4, 5]. In fact, as discussed eloquently by Forster and Schmidt [1], this problem has witnessed some grave mistakes, causing much confusion.

A contributing factor to the above-mentioned confusion is the fact that a review of experimental data on the viscosity of polyelectrolyte solutions shows large inconsistencies [4, 5]. It is only recently that the reason for this discrepancy between different experimental measurements has been established. In careful measurements of the shear rate dependence of the viscosity, Boris and Colby [4] and Krause et al. [5] showed that polyelectrolyte solutions were shear thinning at extremely low shear rates, and argued that most of the older experiments did not report the relevant viscosity in the low shear limit.

In the last ten years, several theories studies have been put forward. Notable among them are the mode coupling theory calculation by Borsali et al. [6] and by Rabin et al. [3], the scaling theory of Dobrynin et al. [7], the effective medium theory of Muthukumar [8], and the Kirkwood theory of Nishida et al. [9]. The scaling theory does not predict a peak in the reduced viscosity, in salt-free solutions. The theory of Muthukumar argues that the peak in η_R arises from a screening of intra-molecular hydrodynamic interactions as the concentration is increased. The theories of Borsali et al. [6], Rabin et al. [3], and Nishida et al. [9] predict that the peak in η_R arises due to increased screening from counterions as the concentration is increased. Other theories rely on conformational changes of polymers with changing concentration. These theories do not take into account the interesting behaviour in the static structure factor in dilute polyelec-

*Electronic address: miyazaki@fas.harvard.edu

†Electronic address: yethiraj@chem.wisc.edu

trolyte solutions.

The basic idea of the present work is that the features in η_R arise from the behaviour of the static structure factor of dilute and semi-dilute polyelectrolyte solutions. In dilute solutions, the static structure factor displays a prominent peak at low wavevectors [11, 12]. As the concentration is *increased* the peak *broadens* and moves to higher wavevectors (see Fig.1 and discussion in Section III). This indicates the *presence of strong liquid like correlations on long length scales at low concentrations; correlations that become less important as the concentration is increased*. This observation naturally leads to the question: Could this strong non-monotonic concentration dependence of static pair correlations be the main physics behind the anomalous behaviour of the viscosity? To this end, we develop a liquid state theory that incorporates the behaviour of the static structure factor of *polyelectrolyte* solutions. Such a theory, to our knowledge, has not been developed previously. While it has earlier been appreciated that the interesting concentration dependence of viscosity in dilute polyelectrolyte solutions could arise from the intermolecular pair correlations (as reflected in the peak in the structure factor at small wavenumbers), the relationship between the viscosity and the structure factor is by no means obvious. It is of interest, therefore to develop a quantitative theory relating the static structure to the viscosity.

We consider a system of charged rods and present a self-consistent mode-coupling theory for the viscosity. We choose to study rods in order to focus on inter-molecular effects. There have been many theories that explain the concentration dependence of the reduced viscosity on intra-molecular effects. Studying a system with rigid molecules allows us to isolate inter-molecular effects since conformational changes and intra-molecular interactions are absent. Although we are not aware of experiments for the viscosity of rod-like polyelectrolytes, these are certainly possible, for example on solutions of tobacco mosaic virus (TMV) particles.

We present a self-consistent mode-coupling theory for the viscosity of un-entangled polyelectrolyte solutions. Starting with the polymer centre-of-mass density as the slow variable, we develop an expression for the polymer contribution to the viscosity that is identical to that of Geszti[13]. The intermediate scattering function is obtained from the self-consistent mode coupling theory as in the approach of Goëtze and co-workers [14]. The centre-of-mass structure factor, required in the theory, is obtained approximately from integral equation theory[15, 16, 17].

The theory explains the behaviour of the viscosity based purely on the behaviour of the static structure factor. For short chains, the theory predicts that in salt-free solutions η_R decreases monotonically with increasing concentration. With small amounts of added salt η_R displays a shallow peak as a function of concentration at low concentrations. For longer chains, the theory predicts a peak in η_R as a function of concentration for all salt

concentrations, including salt-free solutions. The peak occurs at concentrations slightly lower than the overlap threshold concentration, c^* . With the addition of salt, the intensity of the peak diminishes, but the position is unchanged. For a given salt concentration, the height of the peak increases dramatically as the degree of polymerization is increased, but the position is unchanged. These predictions can be tested experimentally.

The rest of this paper is organized as follows: section II outlines the theory, section III presents some results and a discussion, and section IV presents some conclusions.

II. MODE COUPLING THEORY

We combine a recently developed quantitatively accurate theory for the liquid structure in charged interacting polyelectrolytes [15, 16, 17] with a self-consistent mode coupling theory (MCT) to study the dynamics. The starting point for the calculation of viscosity, η , is the Green-Kubo formula [18]

$$\eta = \lim_{k \rightarrow 0} \frac{1}{k_B T V} \int_0^\infty dt \langle \sigma^{zx}(k, t) \sigma^{zx}(-k, 0) \rangle, \quad (\text{II.1})$$

where k_B is Boltzmann's constant, T is the temperature, V is the volume, $\sigma^{zx}(k, t)$ is the transverse (or off-diagonal) component of the wavevector (k) and time (t) dependent stress tensor, and $\langle \dots \rangle$ denotes an average over an equilibrium ensemble. The total transverse stress tensor of a polyelectrolyte solution contains contributions from solvent, polymer, and small ions.

For dilute and semi-dilute polyelectrolyte solutions several simplifications are possible. First of all, the contribution of the solvent is simply given by the viscosity in the absence of the solute, η_0 . It is because the presence of low concentrations of polymer and electrolyte are not expected to alter the solvent dynamics. Secondly, the polymer contribution η_{p-p} is expected to dominate over the contributions from small ions. Therefore we argue that $\eta \approx \eta_0 + \eta_{p-p}$ and focus on the calculation of the polymer contribution arising from polyion-polyion transverse stress correlation. We employ a mode coupling treatment similar to that of Geszti [13] to derive a microscopic expression for η_{p-p} .

The first step in the mode coupling approach is the choice of the slow collective variables for the description of the dynamics of the required correlation functions. Natural choice is the hydrodynamic variables, *i.e.*, the three momentum current densities of polyion, $J_\alpha(\mathbf{k})$, for the co-ordinates $\alpha=x, y$, and z , and the polyion number density, $\rho_P(\mathbf{k})$, defined as $\rho_P(\mathbf{k}) = \sum_{i=1}^{N_P} e^{-i\mathbf{k} \cdot \mathbf{r}_i}$ where \mathbf{r}_i is the position of the *center of mass* of the i^{th} polyion and N_P is the number of polyions. A calculable microscopic relation for the viscosity is obtained by using the projection-operator formalism to re-write the well-known Green-Kubo time correlation function expression in terms of P and Q operators [18]. The standard approximation in the mode-mode coupling expansion is to

consider the subspace of various binary products of the basic slow variables. Among such binary products, the odd ones with respect to time inversion do not contribute to the viscosity, and only the even combinations can be retained. The two obvious choices of the binary product are the density-density term and the current-current term. The current terms are expected to decay much faster than the density term, due to the friction with the surrounding solvent molecules. Thus, we neglect this contribution. Finally, all four-particle correlations are approximated as the product of two-particle correlations. With the above approximations and simplifications, the final expression for the zero frequency viscosity is written in terms of the density correlation function of the polyion as

$$\eta = \eta_0 + \frac{k_B T}{60\pi^2} \int_0^\infty dk k^4 \int_0^\infty dt \left\{ \frac{S'(k)}{S(k)} \right\}^2 \left\{ \frac{F(k, t)}{S(k)} \right\}^2, \quad (\text{II.2})$$

where $S(k)$ is the static (center-of-mass) structure factor of the polyions, $F(k, t)$ is the corresponding intermediate scattering function, $S'(k)$ is the derivative of $S(k)$ with respect to k .

In order to evaluate the viscosity, we need the intermediate scattering function $F(k, t)$ for the polyions and it should also be evaluated using MCT. As discussed above, we again assume that dynamics of counterions and solvent molecules is decoupled from dynamics of polyion. Then, the equation for $F(k, t)$ is expressed in a closed form as[14]

$$\frac{\partial}{\partial t} F(k, t) = -\frac{D_0 k^2}{S(k)} F(k, t) - \int_0^t dt' M(k, t-t') \frac{\partial}{\partial t'} F(k, t'), \quad (\text{II.3})$$

where D_0 is the bare collective diffusion coefficient. $M(k, t)$ is the memory kernel given by

$$M(k, t) = \frac{\rho_P D_0}{2} \int \frac{d\mathbf{q}}{(2\pi)^3} V_{\mathbf{k}}^2(\mathbf{q}, \mathbf{k}-\mathbf{q}) F(|\mathbf{k}-\mathbf{q}|, t) F(\mathbf{q}, t), \quad (\text{II.4})$$

where $\rho_P \equiv \langle \rho_P(\mathbf{k} = \mathbf{0}) \rangle = c_p/N$ is the average number density of polyion and $V(\mathbf{q}, \mathbf{k}-\mathbf{q})$ is the vertex function given in terms of the direct correlation function $c(q)$ as

$$V(\mathbf{q}, \mathbf{k}-\mathbf{q}) = \hat{\mathbf{k}} \cdot \mathbf{q} c(q) + \hat{\mathbf{k}} \cdot (\mathbf{k}-\mathbf{q}) c(|\mathbf{k}-\mathbf{q}|). \quad (\text{II.5})$$

Eq.(II.3) is a standard MCT equation familiar in the in the supercooled liquids and colloids[14, 19, 20] community. This equation is a nonlinear integro-differential equation which has to be solved self-consistently. The numerical procedure to solve eq.(II.3) following the method proposed in Refs.[19].

The bare diffusion coefficient D_0 is obtained from the value for a long ellipsoid calculated from hydrodynamic calculations using stick boundary conditions. For the ellipsoid with the aspect ratio of N , the total diffusion coefficient is given by[21]

$$D_0 = \frac{D_{\parallel} + 2D_{\perp}}{3} = \frac{k_B T}{3\pi\eta_0\sigma} \times \frac{1}{\sqrt{N^2 - 1}} \ln \left(N + \sqrt{N^2 - 1} \right). \quad (\text{II.6})$$

Note that this theory considers only the translational motion of the rods, which is assumed to be isotropic. We argue that we can neglect the anisotropy in translation and its coupling to rotation in the concentration regimes we consider. We estimated the contribution from the anisotropy and coupling to diffusion as follows. In the dilute limit, if the interaction between polyions is neglected, it is possible to solve the rotation-coupled diffusion equation and evaluate $F(k, t)$ exactly[22, 23, 24, 25, 26]. If the ratio between the parallel (D_{\parallel}) and perpendicular (D_{\perp}) diffusion coefficients is not very large, the change in the relaxation rate of $F(k, t)$ at short times arising from a coupling with rotational diffusion is also small. For example, for $D_{\parallel}/D_{\perp} \simeq 2$, the relaxation rate of $F(k, t)$ at short times is changed by less than 10 % due to the coupling with the rotational diffusion. At longer times, $t \geq \tau_R$, where τ_R is the rotational relaxation time, $F(k, t)$ is simply given by $\exp[-D_0 k^2 t]$ where D_0 is the average diffusion coefficient defined by $D_0 = (D_{\parallel} + 2D_{\perp})/3$. Thus, decoupling rotation from translation and assuming the translation diffusion is isotropic are reasonable approximations in dilute solutions. These approximations become questionable when the concentration or rod length becomes large when, due to the entanglement effects, the rotational time increases steeply and anisotropy of the translational diffusion will be enhanced. This regime, however, is far beyond the scope of the present paper.

III. STATIC PROPERTIES

To proceed further we require a model for the polyions and a means of calculating the static structure of the polyion centers of mass. In this work the molecules are modeled as a collection of interaction sites arranged linearly in a rod-like configuration. Each particle consists of N tangent charged hard spheres (or sites) with hard sphere diameter σ , which is used as the unit of length in this paper. Each sphere carries a negative fractional charge, fe , where e is the charge on an electron. The effect of solvent and small ions is included into the potential of interaction between sites on the polyelectrolyte molecules. The resulting effective potential, $\beta u(r)$, is given by

$$\beta u(r) = \begin{cases} \infty & \text{for } r < \sigma \\ \Gamma \exp(-\kappa r)/r & \text{for } r > \sigma, \end{cases} \quad (\text{III.1})$$

where $\beta = 1/k_B T$, $\Gamma = f^2 l_B / (1 + \kappa \sigma)$, $l_B \equiv \beta e^2 / \epsilon$ is the Bjerrum length, ϵ is the dielectric constant of the solvent, and κ is the inverse screening length, $\kappa = \sqrt{4\pi l_B (f^2 c_p + 2c_s)}$ where c_s is the number density of the (monovalent) salt, and c_p is the number density of polymer sites. In all the calculations presented in this work, $l_B = 0.758\sigma$, and $f=1$. If $\sigma \approx 4\text{\AA}$, then an added salt concentration of 1 mM corresponds to a reduced salt concentration of $c_s \sigma^3 \approx 4 \times 10^{-5}$.

The center of mass static structure factor is calculated using integral equations. The single chain structure factor, $\hat{\omega}(k)$, is known exactly for this model. The site-site static structure factor, $S_{ss}(k)$, is obtained from the polymer reference interaction site model (PRISM) theory [27], as described elsewhere [16]. The center-of-mass structure factor is approximated as $S(k) \approx S_{ss}(k)/\omega(k)$. In Figure 1, we show a typical behavior of $S(k)$ derived by PRISM for long rod ($N=150$) for several polyion concentrations. We also show the results derived from a simpler Debye-Huckel (DH) approximation. A DH approximation can be derived by taking the $\sigma \rightarrow 0$ limit, and approximating the site-site direct correlation function, $c_{ss}(r)$, by $c_{ss}(r) = -\beta u(r)$ for all r . The resulting intermolecular structure factor, denoted $S_{DH}(k)$, is given by

$$S_{DH}(k) = \frac{1}{1 + \frac{4\pi l_B}{k^2 + \kappa^2} c_p \omega(k)} \quad (\text{III.2})$$

and we refer to this as the DH approximation for $S(k)$. We check, by direct comparison of the theoretical pre-

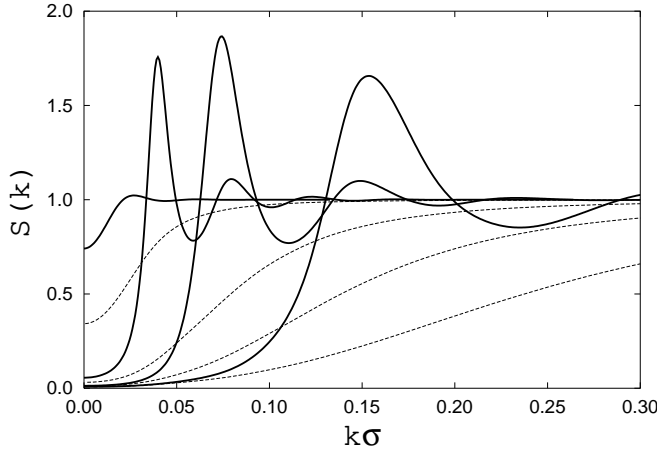


FIG. 1: Static structure factor, $S(k)$, predicted using the PRISM theory (solid lines) and the DH approximation (dotted lines) for $N = 150$ and $c_s = 1\text{mM}$, and for various polyion concentrations. From left to right, the polyion concentrations are $c_p\sigma^3 = 10^{-6}$, 2×10^{-5} , 10^{-4} , and 5×10^{-4} .

dictions of $S(k)$ to computer simulations, that this is an accurate expression for $S(k)$ [28]. It is clear that PRISM $S(k)$ correctly reproduces the liquid like structures at semi-dilute concentration, whereas DH approximation is only qualitatively in good agreement at very low concentrations, where no strong structure is observed.

IV. RESULTS

For salt-free solutions, the theory predicts that the reduced viscosity η_R is a monotonically decreasing function of polymer concentration, for short chains. As the

chain length is increased, a peak in η_R is predicted, at concentrations slightly below the overlap threshold concentration. Figures 2 (a) and (b) depict η_R as a function

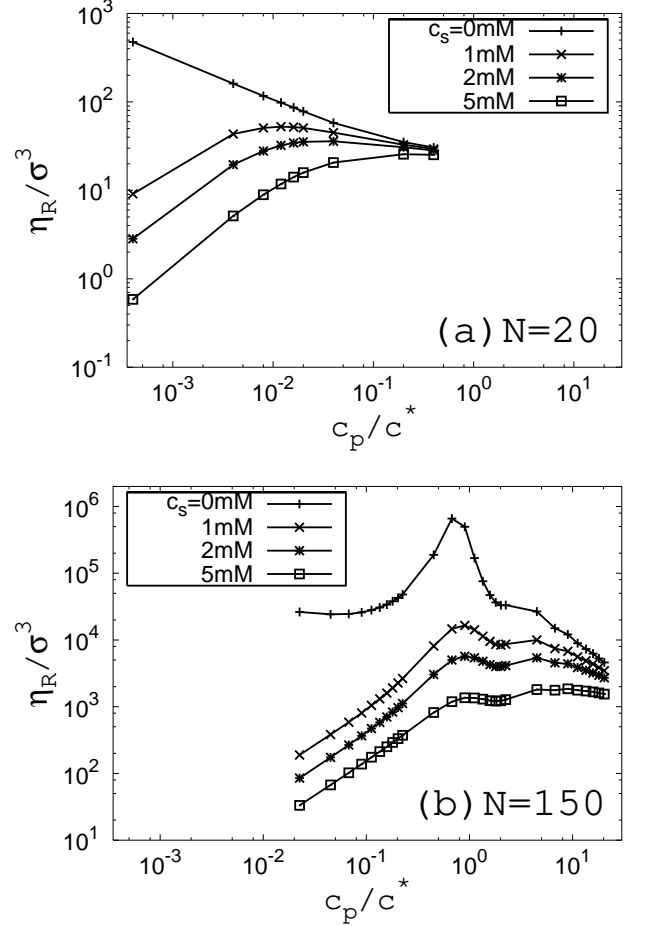


FIG. 2: Dependence of the reduced viscosity, η_R , on polymer concentration for various salt concentrations, $c_s = 0\text{ mM}$ (+), 1 mM (x), 2 mM (*), and 5 mM (□), and for (a) $N=20$ and (b) $N=150$. Note that the abscissa is concentration divided by the overlap threshold concentration, c^* , and both axes are logarithmic.

of polymer concentration for various concentrations of added salt, and for degrees of polymerization of $N=20$ and 150 , respectively. (The added salt concentrations of 1 mM , 2 mM , and 5 mM correspond to reduced salt concentrations of $c_s\sigma^3 \approx 4 \times 10^{-5}$, 8×10^{-5} , and 2×10^{-4} , respectively.) In the figures, the abscissa is the polymer concentration divided by the overlap threshold concentration c^* which, for this model, is given by $c^*\sigma^3 = 1/N^2$.

For $N=20$ (Figure 2 (a)) and $c_s = 0$ (salt-free), η_R is a monotonically decreasing function of c_p/c^* . As the salt concentration is increased, the value of η_R decreases at all polymer concentrations, but this decrease is more marked at low polymer concentrations. For $N=20$ this results in a shallow peak in η_R at low polymer concentrations and 1 mM salt. For high values of added salt η_R is a monotonically increasing function of polymer concen-

tration. These results are typical of cases when the static structure factor does not display a very strong peak at low wave-vectors. The influence of the long-range liquid like order on the dynamic properties is therefore very weak. The predictions for short chains are qualitatively similar to other theories [6, 9] that ignore the effect of static structure on the dynamic properties.

As the degree of polymerization is increased, the theory predicts a prominent peak in η_R that occurs at a concentration just below the overlap threshold concentration. The amplitude of this peak increases with increasing degree of polymerization and decreases with increasing salt concentration. This can be seen in figure 2 (b) which depicts η_R as a function of c_p/c^* for $N=150$. In salt-free solutions, the peak in η_R is very prominent. The addition of salt dramatically reduces the height of the peak, although a peak is clearly present even for high (5 mM) salt concentrations. (Note that both axes are plotted a logarithmic scale in order to fit all the curves on the same figure.)

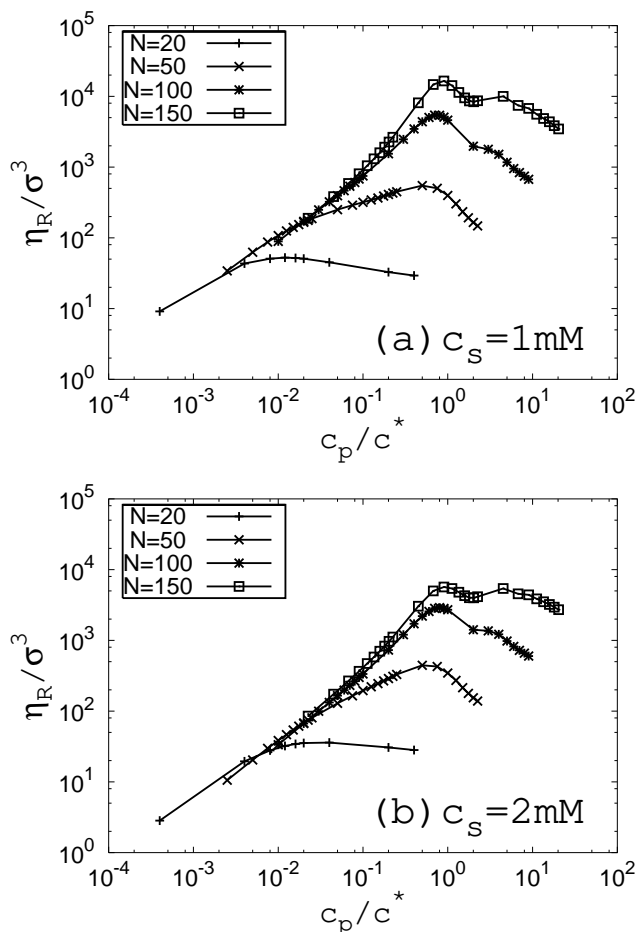


FIG. 3: Dependence of the reduced viscosity, η_R , on polymer concentration for various degrees of polymerization, $N = 20$ (+), 50 (x), 100 (*), and 150 (\square), and for (a) $c_s=1$ mM and (b) $c_s=2$ mM. Note that the abscissa is concentration divided by the overlap threshold concentration, c^* , and both axes are logarithmic.

Figures 3 (a) and (b) depict η_R as a function of polymer concentration for various values of N and $c_s = 1$ mM and 2 mM, respectively. In both salt-free and added salt solutions, the peak in η_R grows with increasing degree of polymerization, but the position of the peak is insensitive to the value of N . In salt-free solutions η_R is a strong function of degree of polymerization at low values of c_p/c^* but in added salt solutions η_R is almost independent of degree of polymerization for low values of c_p/c^* .

The physical interpretation of these results is that the peak in η_R arises from intermolecular correlations between the rods. The main physical feature that is input into the theory is an accurate estimate of the static structure factor of the polyelectrolyte solutions. The viscosity is then calculated using a fully self-consistent mode-coupling theory. Any scaling analysis of the dependence of η_R on N and c_p must take into account the complex dependence of static correlations on the dynamics.

V. DISCUSSION

The main ingredients of the theory of this work are (i) the use of a fully self-consistent mode-coupling approximation (SCMCT), and (ii) accurate estimates of the structure of the solution. It is of interest to determine how the actual predictions depend on these two components. We compare the predictions of this work with those of related, and simpler, theoretical schemes, as described below.

(i) Comparison of SCMCT with lowest order MCT (LMCT).

The MCT requires an expression for the intermediate scattering function, $F(k, t)$, which we obtain from the self-consistent mode coupling equation, eq.(II.3). A simpler approximation amounts to neglecting the memory kernel $M(k, t)$ in eq.(II.3). We refer to this approximation, where $F(k, t)$ is simply given by

$$F(k, t) = S(k) \exp \left[-\frac{D_0 k^2 t}{S(k)} \right], \quad (\text{V.1})$$

as the lowest order MCT (LMCT). Such an approximation has been previously investigated by others [3, 6] but with the Debye-Hückel (DH) approximation for the static structure. The theory of Nishida et al. [9] is closely related to the LMCT with an approximate (concentration independent) structure factor obtained from numerical calculations at zero density. In the LMCT, eq.(II.2) is readily integrated over time to give

$$\eta_{R, \text{LMCT}} = \frac{k_B T}{120 \pi^2 \eta_0 c_p D_0} \int_0^\infty dk k^2 \frac{[S'(k)]^2}{S(k)}. \quad (\text{V.2})$$

Figure 4 compares predictions from the SCMCT (solid lines) and LMCT (dashed lines) for the concentration dependence of η_R for $N=150$. PRISM predictions for $S(k)$ are used in both cases. The qualitative behaviour predicted by both theories is similar, *i.e.*, there is a peak in

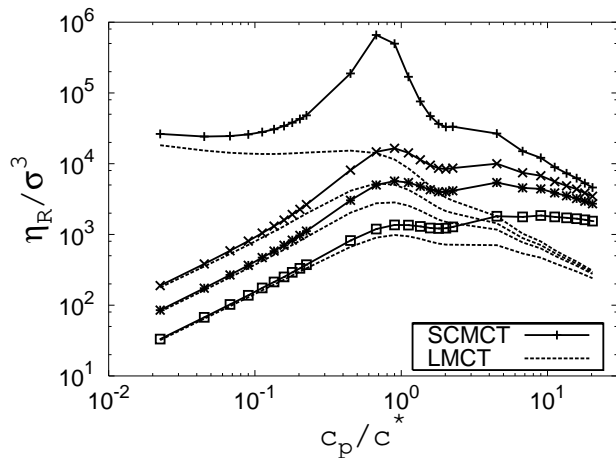


FIG. 4: Comparison of predictions for the concentration dependence of η_R from a fully self-consistent MCT (SCMCT) (—) and lowest order MCT (LMCT) (- - -) for $N=150$. PRISM results for $S(k)$ are used in all calculations. In each case, the curves correspond to (from top to bottom) salt concentrations of $c_s = 0$ mM (+), 1 mM (x), 2 mM (*), and 5 mM (\square).

η_R at concentrations of the order of the overlap threshold concentration, and the amplitude of the peak diminishes as the concentration of added salt increases. The position of this peak is insensitive to concentration of added salt and degree of polymerization. The quantitative differences, however, are enormous, with SCMCT predicting a value of η_R at the peak that is two orders of magnitude higher than LMCT. This emphasizes the fact that memory effects are of considerable importance in these systems. This difference between LMCT and SCMCT grows with increasing chain length. For example the theories are almost indistinguishable for $N=20$.

(ii) Influence of static structure.

In order to see how the accurate estimates of the structure affects the results, we compare MCT predictions for the viscosity using PRISM results for the structure factor to those using the DH approximation for $S(k)$ given by eq.(III.2). A good test of the importance of liquid structure would be to compare SCMCT with PRISM $S(k)$ to SCMCT with the DH $S(k)$. We find, however, that SCMCT with the DH $S(k)$ predicts a so-called ergodic-nonergodic transition, i.e., $F(k, t)$ fails to relax to zero, for low polyion concentrations. Such a transition, which is also predicted by the MCT for super-cooled liquids, leads to a divergence in the viscosity at finite concentrations! This prediction is clearly incorrect, since no such divergence is seen in experiment, or expected on physical grounds. This emphasizes, however, that SCMCT is very sensitive to the structure factor used as input, as one would expect. We attribute the fictitious transition to an overestimation of the memory kernel of eq.(II.4) at large wavevectors which allows anomalous positive feedback into the relaxation of $F(k, t)$. This over-estimation of the memory kernel arises from the broadened and fea-

tureless $S(k)$ in the DH approximation. In reality, the hard-core interaction comes into play at large k , thus resulting in a flattening of $S(k)$. The hard-core interaction is, of course, neglected in the DH approximation.

We therefore investigate the influence of structure using the LMCT. A combination of the DH and LMCT approximations allows us to derive simple scaling results for the viscosity. Since the form factor $\omega(k)$ depends on k only weakly, we can set $\omega(k) \approx \omega(0) = N$ in eq.(III.2) to get

$$S(k) \approx \frac{1}{1 + \frac{4\pi l_B N c_p \sigma^3}{k^2 + \kappa^2}} \quad (\text{V.3})$$

$$= \frac{1}{1 + A\alpha(x)},$$

where $x = k/\kappa$, $A = 4\pi l_B N c_p \sigma^3 / \kappa^2 = N c_p \sigma^3 / (c_p + 2c_s)$, and $\alpha(x) = 1/(1 + x^2)$. With these simplifications, η_R from the LMCT is given by

$$\eta_R = \frac{k_B T A^2 \kappa}{120\pi^2 \eta_0 c_p \sigma^3 D_0} \int_0^\infty dx x^2 \frac{[\alpha'(x)]^2}{(1 + A\alpha(x))^2}. \quad (\text{V.4})$$

If we ignore the concentration dependence of the integral, which is expected to be weak, then

$$\eta_R \sim \frac{N^2 c_p l_B^2}{D_0 \kappa^3} \sim \frac{N^2 \sqrt{l_B}}{D_0} c_p (c_p + 2c_s)^{-3/2}. \quad (\text{V.5})$$

For salt-free solutions, this simple scaling approach predicts $\eta_R \sim 1/\sqrt{c_p}$, which is the same as the Fuoss Law or the scaling theory of Rubinstein and co-workers [7]. In solutions with added salt, this scaling approach predicts a peak in η_R as a function of c_p . The peak occurs for $c_p = 4c_s$, independent of any of the other parameters.

Figure 5 compares predictions for η_R using the LMCT, and DH and PRISM approximations for $S(k)$. The predictions of LMCT with DH $S(k)$ is drastically different from that with PRISM $S(k)$. For one, no peak in η_R is observed in the DH theory in salt-free solutions. A peak appears with added salt, but this peak is very broad compared to the predictions of the theory with PRISM input. The position of the peak moves to smaller concentrations as the concentration of added salt is decreased. The predictions of LMCT with DH $S(q)$ is qualitatively similar to the scaling results, eq.(V.5). The physical reason for the peak is completely different from SCMCT with PRISM and comes from a competition between the increase in η_R with increasing concentration and the decrease in η_R from decreasing the inverse screening length. The theories of Cohen et al. [3], Borsali et al. [6], and Nishida et al. [9] are similar in spirit to the lowest order MCT with DH input.

VI. CONCLUSIONS

We present a mode-coupling theory for the viscosity of dilute polyelectrolyte solutions. Using the static structure factor from polyelectrolyte integral equation theory

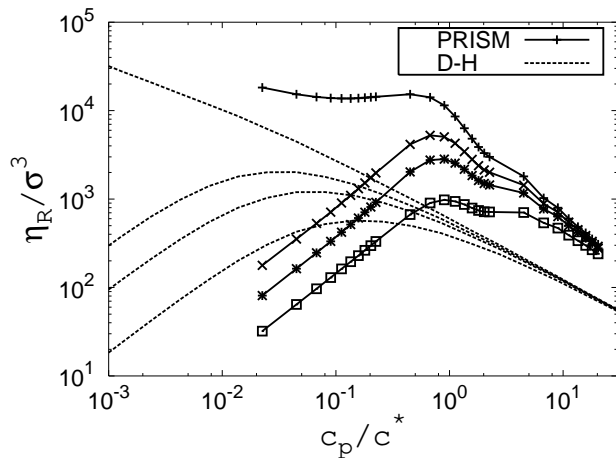


FIG. 5: Comparison of predictions for the concentration dependence of η_R from lowest order MCT using PRISM input for $S(k)$ (—) and lowest order MCT using Debye-Hückel input for $S(k)$ (---) for $N=150$. In each case, the curves correspond to (from top to bottom) salt concentrations of $c_s = 0$ mM (+), 1 mM (x), 2 mM (*), and 5 mM (\square).

as input, we calculate the viscosity using a self-consistent mode-coupling approach. The theory predicts a peak in the reduced viscosity for long enough polymer chains that occurs at concentrations smaller than the overlap threshold concentration. When the reduced viscosity is plotted against the polymer concentration divided by the overlap threshold concentration, the peak position is independent of degree of polymerization or added salt concentration, although the height of the peak increases strongly with increasing degree of polymerization and decreases strongly with increasing the concentration of added salt.

An important caveat is that this theory does not attempt to treat entanglement effects. The theory assumes that rotational and translational diffusion are de-coupled, and that the anisotropy in translational diffusion can be ignored. These approximations are not expected to be important in dilute solutions but preclude the application of this theory to semi-dilute and concentrated solutions of polyelectrolytes[31].

The theoretical predictions are sensitive to the level of approximation within the MCT and the structure factors used. If a lowest order MCT is employed, the theoretical predictions are qualitatively similar to the self consistent MCT (SCMCT), but the value of the reduced viscosity is different by an amount that increases dramatically with chain length. If the Debye-Hückel (DH) approximation is used for the structure factor, SCMCT predicts a glass transition at low concentrations, which arises from the neglect of hard-core interactions. With the DH structure factor and lowest order MCT (LMCT), the theory predicts peaks in the reduced viscosity with polymer concentration, but the position and amplitude of these peaks are different from what is observed in the full theory.

A rigorous comparison with experiment is not pos-

sible because detailed experiments on the viscosity of rod-like polyelectrolytes in good solvents are not available. We therefore compare theory to viscosity data of (poly)styrene sulfonate (PSS) dissolved in water. Additional complications in these systems are the possible importance of intra-molecular effects due to chain flexibility and hydrophobic interactions. There are significant differences between theoretical predictions for rods and experiments on these flexible chains. In many experiments [5] the peak in η_R occurs in the *semi-dilute* regime, while the focus of theoretical work has been on such a peak in the *dilute* solution regime. The SCMCT does predict a peak in η_R in the semi-dilute regime (see for example Figure 5) as well, but this is strictly outside the regime where we expect the theory to be accurate. In experiments on sodium PSS [10], the peak in η_R moves to *higher* concentrations as the molecular weight is increased. In the SCMCT for rods the peak position occurs at $c_p = c^*$ for all N , i.e., the peak positions moves drastically to lower concentrations as N is increased. Muthukumar [8] makes a similar prediction. The colloid-like theories, including those considered by Cohen et al. [3] and Antonietti et al. [10], predict that the peak is independent of N , and in fact occurs for a concentration $c_p = 4c_s$, which is not in agreement with experiment on PSS. Therefore none of the theories can claim to explain experimentally observed results, and the occurrence of the peak in η_R must still be considered “anomalous”.

In conclusion, we present a fully self-consistent mode-coupling theory for the viscosity of rod-like polyelectrolyte solutions. Significant differences are present between the predictions of the theory and experiments for *flexible* chains. Measurements on theoretically well understood systems such as solutions of tobacco mosaic virus (TMV) will therefore be very useful as a test of the theory. Note that since the only input into the theory is the static structure factor, which has been measured in TMV solutions, this theory can be used to make parameter-free predictions for the absolute viscosity in those systems. We hope this work will stimulate further experimental and computational work on this problem.

Acknowledgments

We thank Professor Mathias Fuchs for assistance with the numerical solution of the MCT equations. K. M. acknowledges support from the Japan Society for the Promotion of Science (JSPS). A. Y. thanks the Jawaharlal Nehru Centre for Advanced Research for support and hospitality during his stay in Bangalore, and Professor Ralph Colby for useful discussions. This material is based upon work supported by the National Science Foundation under Grant No. CHE-0315219 (to A. Y.). B. B. thanks Department of Science and Technology for support.

-
- [1] S. Förster and M. Schmidt, "Polyelectrolytes in Solution", *Adv. in Poly. Sci.* **120**, 51 (1995).
 - [2] H. Vink, *Polymer* **33**, 3711 (1992).
 - [3] J. Cohen, Z. Priel, and Y. Rabin, *J. Chem. Phys.* **88**, 7111 (1988).
 - [4] D. C. Boris and R. H. Colby, *Macromolecules* **31**, 5746 (1998).
 - [5] W. E. Krause, J. S. Tan, and R. H. Colby, *J. Poly. Sci. Poly. Phys.* **37**, 3429 (1999).
 - [6] R. Borsali, T. A. Vilgis, and M. Benmouna, *Macromolecules* **25**, 5313 (1992).
 - [7] M. Rubinstein, R. H. Colby, and A. V. Dobrynin, *Phys. Rev. Lett.* **73**, 2776 (1994); A. V. Dobrynin, R. H. Colby, and M. Rubinstein, *Macromolecules* **28**, 1859 (1995).
 - [8] M. Muthukumar, *J. Chem. Phys.* **105**, 5183 (1996).
 - [9] K. Nishida, K. Kaji, and T. Kanaya, *Polymer* **42**, 8657 (2001).
 - [10] M. Antonietti, A. Briel, and S. Förster, *J. Chem. Phys.* **105**, 7795 (1996).
 - [11] E. E. Maier, S. F. Schulz and R. Weber, *Macromolecules* **21**, 1544 (1988).
 - [12] E. E. Maier, R. Krause, M. Deggelmann, M. Hagenbüchle, R. Weber and S. Fraden, *Macromolecules* **25**, 1125 (1992).
 - [13] T. Geszti, *J. Phys. C*, **16**, 5805 (1983).
 - [14] T. Franosch, M. Fuchs, W. Götze, M. R. Mayr, and A. P. Singh *Phys. Rev. E* **55**, 7153 (1997).
 - [15] A. Yethiraj and C.-Y. Shew, *Phys. Rev. Lett.* **77**, 3937 (1996).
 - [16] C. -Y. Shew and A. Yethiraj, *J. Chem. Phys.* **106**, 5706 (1997).
 - [17] A. Yethiraj, *Phys. Rev. Lett.* **78**, 3789 (1997).
 - [18] U. Balucani and M. Zoppi, *Dynamics of the Liquid State*, Clarendon Press, Oxford (1994), Chapter 6 and references therein.
 - [19] M. Fuchs, W. Götze, I. Hofacker and A. Latz, *J. Phys. Cond. Matt.* **3** 5047 (1991).
 - [20] A. J. Banchio, G. Nägele, and J. Bergenholtz, *J. Chem. Phys.* **113** 3381 (2000).
 - [21] J. Happel and H. Brenner. "*Low Reynolds number hydrodynamics*". Kluwer Academic Publishers, Dordrecht, (1963).
 - [22] K. Miyazaki, unpublished.
 - [23] T. Maeda and S. Fujime, *Macromolecules* **17**, 1157 (1984).
 - [24] K. Kubota, H. Urabe, Y. Tominaga, and S. Fujime, *Macromolecules* **17**, 2096 (1984).
 - [25] M. Doi and S. F. Edwards, *The Theory of Polymer Dynamics*, Clarendon Press, Oxford (1986).
 - [26] In Refs.[23, 24], they calculated the experimentally observed scattering function which is different from $F(k, t)$ used in this paper in that it includes the form factor in the correlation function. For our purpose, we simply left out this factor in their calculation.
 - [27] K. S. Schweizer and J. G. Curro, *Phys. Rev. Lett.* **58**, 246 (1987).
 - [28] C.-Y. Shew and A. Yethiraj, unpublished.
 - [29] W. Hess and R. Klein, *Adv. Phys.* **32**, 173 (1983).
 - [30] St. Batzill, R. Luxemburger, R. Deike, and R. Weber, *Eur. Phys. J B* **1**, 491 (1998).
 - [31] K. Miyazaki and A. Yethiraj, *J. Chem. Phys.* **117**, 10448 (2002).