

# $q$ -Stirling's formula in Tsallis statistics

Hiroki Suyari\*

*Department of Information and Image Sciences,  
Faculty of Engineering, Chiba University, 263-8522, Japan*

(Dated: November 5, 2018)

## Abstract

We present the  $q$ -Stirling's formula using the  $q$ -product determined by Tsallis entropy as nonextensive generalization of the usual Stirling's formula. The numerical computations and the proof are also shown. Moreover, we derive and prove some inequalities and equalities concerning the  $q$ -Stirling's formula. Applying the  $q$ -Stirling's formula, the mathematical foundations of Tsallis statistics can be obtained as similarly as those of Boltzmann-Gibbs statistics.

PACS numbers: 02.50.-r, 02.60.-x

Keywords:  $q$ -Stirling's formula,  $q$ -product, Tsallis entropy

---

\*Electronic address: [suyari@ieee.org](mailto:suyari@ieee.org), [suyari@faculty.chiba-u.jp](mailto:suyari@faculty.chiba-u.jp)

## I. INTRODUCTION

Tsallis statistics derived from Tsallis entropy [1][2] provides many successful descriptions of the physical systems with power-law behavior, which cannot be systematically recovered in the usual Boltzmann-Gibbs statistical mechanics [3]. The appearance of such a new physics stimulates us to finding its corresponding new mathematical structure behind it [4]. On the way to the goal, we obtain the *q-Stirling's formula* as nonextensive generalization of the usual Stirling's formula.

The *q-Stirling's formula* is derived from the *q-product* determined by Tsallis entropy. The *q-product* is first introduced by Borges in [5] for satisfying the following equations:

$$\ln_q(x \otimes_q y) = \ln_q x + \ln_q y, \quad (1)$$

$$\exp_q(x) \otimes_q \exp_q(y) = \exp_q(x + y), \quad (2)$$

where  $\ln_q x$  and  $\exp_q(x)$  are the *q-logarithm function*[3]:

$$\ln_q x := \frac{x^{1-q} - 1}{1 - q} \quad (x > 0, q \in \mathbb{R}^+) \quad (3)$$

and its inverse function, the *q-exponential function*[3]:

$$\exp_q(x) := \begin{cases} [1 + (1 - q)x]^{\frac{1}{1-q}} & \text{if } 1 + (1 - q)x > 0, \\ 0 & \text{otherwise} \end{cases} \quad (x \in \mathbb{R}, q \in \mathbb{R}^+). \quad (4)$$

The requirements (1) and (2) lead us to the definition of  $\otimes_q$  between two positive numbers

$$x \otimes_q y := \begin{cases} [x^{1-q} + y^{1-q} - 1]^{\frac{1}{1-q}}, & \text{if } x > 0, y > 0, x^{1-q} + y^{1-q} - 1 > 0 \\ 0, & \text{otherwise} \end{cases}, \quad (5)$$

which is called the *q-product* in [5]. The *q-product* recovers the usual product:

$$\lim_{q \rightarrow 1} (x \otimes_q y) = xy. \quad (6)$$

The fundamental properties of the *q-product*  $\otimes_q$  are almost the same as the usual product, but the distributive law does not hold in general.

$$a(x \otimes_q y) \neq ax \otimes_q y \quad (a \in \mathbb{R}^+, x, y \in \mathbb{R}^+) \quad (7)$$

In our previous paper [6], a *Tsallis distribution* is derived from applying the *q-product* to the likelihood function in *maximum likelihood principle* (MLP for short) instead of the usual

product. This first successful application of the  $q$ -product to the MLP is briefly reviewed as follows.

Consider the same setting as Gauss' law of error: we get  $n$  observed values:

$$x_1, x_2, \dots, x_n \in \mathbb{R} \quad (8)$$

as results of  $n$  measurements for some observation. Each observed value  $x_i$  ( $i = 1, \dots, n$ ) is each value of identically distributed random variable  $X_i$  ( $i = 1, \dots, n$ ), respectively. There exist a true value  $x$  satisfying the *additive* relation:

$$x_i = x + e_i \quad (i = 1, \dots, n), \quad (9)$$

where each of  $e_i$  is an error in each observation of a true value  $x$ . Thus, for each  $X_i$ , there exists a random variable  $E_i$  such that  $X_i = x + E_i$  ( $i = 1, \dots, n$ ). Every  $E_i$  has the same probability density function  $f$  which is differentiable, because  $X_1, \dots, X_n$  are identically distributed random variables. (i.e.,  $E_1, \dots, E_n$  are also identically distributed random variables.) Let  $L_q(\theta)$  be a function of a variable  $\theta$ , defined by

$$L_q(\theta) = L_q(x_1, x_2, \dots, x_n; \theta) := f(x_1 - \theta) \otimes_q f(x_2 - \theta) \otimes_q \dots \otimes_q f(x_n - \theta). \quad (10)$$

If the function  $L_q(x_1, x_2, \dots, x_n; \theta)$  of  $\theta$  for any fixed  $x_1, x_2, \dots, x_n$  takes the maximum at

$$\theta = \theta^* := \frac{x_1 + x_2 + \dots + x_n}{n}, \quad (11)$$

then the probability density function  $f$  must be a *Tsallis distribution*:

$$f(e) = \frac{\exp_q(-\beta_q e^2)}{\int \exp_q(-\beta_q e^2) de} \quad (12)$$

where  $\beta_q$  is a  $q$ -dependent positive constant. This result recovers Gauss' law of error when  $q \rightarrow 1$ . See [6] for the proof.

In addition to the above successful application of the  $q$ -product, we show one more important property of the  $q$ -product in section II. This property convinces us of the undoubted validity of the  $q$ -product in Tsallis statistics. Along the lines of the above successful application and the important properties of the  $q$ -product, we derive the  $q$ -Stirling's formula with the proof and numerical computations in section III.

## II. REPRESENTATION OF THE $q$ -EXPONENTIAL FUNCTION BY MEANS OF THE $q$ -PRODUCT

The base of the natural logarithm  $e$  is well-known to be defined as

$$\exp(1) := \lim_{n \rightarrow \infty} \left(1 + \frac{1}{n}\right)^n. \quad (13)$$

Using this definition, the exponential function  $\exp(x)$  is expressed by

$$\exp(x) = \lim_{n \rightarrow \infty} \left(1 + \frac{x}{n}\right)^n. \quad (14)$$

Replacing the power on the right side of (14) by the  $n$  times of the  $q$ -product  $\otimes_q^n$ :

$$x^{\otimes_q^n} := \underbrace{x \otimes_q \cdots \otimes_q x}_{n \text{ times}}, \quad (15)$$

$\exp_q(x)$  is obtained. In other words,  $\lim_{n \rightarrow \infty} \left(1 + \frac{x}{n}\right)^{\otimes_q^n}$  coincides with  $\exp_q(x)$ .

$$\exp_q(x) = \lim_{n \rightarrow \infty} \left(1 + \frac{x}{n}\right)^{\otimes_q^n} \quad (16)$$

$\exp_q(x)$  in (4) was originally introduced in [7] from Tsallis entropy and its maximization. On the other hand,  $\lim_{n \rightarrow \infty} \left(1 + \frac{x}{n}\right)^{\otimes_q^n}$  is computed using the definition of the  $q$ -product only. Therefore, this coincidence is an evidence revealing the conclusive validity of the  $q$ -product in Tsallis statistics as similarly as the law of error in Tsallis statistics. Therefore, the  $q$ -Stirling's formula using the  $q$ -product is naturally defined and computed in the following section. The proof of (16) is given in the appendix.

## III. $q$ -STIRLING'S FORMULA

### A. $q$ -factorial $n!_q$

The  $q$ -factorial  $n!_q$  for  $n \in \mathbb{N}$  and  $q > 0$  is defined by

$$n!_q := 1 \otimes_q \cdots \otimes_q n \quad (17)$$

where  $\otimes_q$  is the  $q$ -product (5). Using the definition (5),  $n!_q$  is explicitly expressed by

$$n!_q = \left[ \sum_{k=1}^n k^{1-q} - (n-1) \right]^{\frac{1}{1-q}}. \quad (18)$$

This implies

$$\ln_q(n!_q) = \frac{\sum_{k=1}^n k^{1-q} - n}{1-q}. \quad (19)$$

In the present paper, we derive the approximation of  $\ln_q(n!_q)$  instead of that of  $n!_q$ . In fact, when  $q > 1$ , there exists infinite numbers of  $n \in \mathbb{N}$  such that  $\sum_{k=1}^n k^{1-q} - (n-1) < 0$ . For example,

$$\sum_{k=1}^n k^{1-q} - (n-1) < 0 \quad \text{when } q = 1.2 \quad \text{and } n \geq 6. \quad (20)$$

When  $\sum_{k=1}^n k^{1-q} - (n-1) < 0$ ,  $n!_q$  takes complex numbers in general except  $q = 1 + \frac{1}{2m}$  ( $m \in \mathbb{N}$ ). On the other hand, when  $\sum_{k=1}^n k^{1-q} - (n-1) > 0$  for a given  $n \in \mathbb{N}$  and  $q > 0$ , we easily obtain  $n!_q$  from  $\ln_q(n!_q)$ . Therefore, the approximation of  $\ln_q(n!_q)$  is called “ $q$ -Stirling’s formula” in the present paper. If an approximation of  $\ln_q(n!_q)$  is not needed, the above explicit form (19) should be directly used for its computation. However, in order to clarify the correspondence between the studies  $q = 1$  and  $q \neq 1$ , the approximation of  $\ln_q(n!_q)$  is useful. In fact, using the present  $q$ -Stirling’s formula, we obtain the surprising mathematical structure in Tsallis statistics [8].

We obtain the  $q$ -Stirling’s formula as follows:

$$\ln_q(n!_q) = \begin{cases} (n + \frac{1}{2}) \ln n + (-n) + \theta_{n,1} + (1 - \delta_1) & \text{if } q = 1, \\ n - \frac{1}{2n} - \ln n - \frac{1}{2} + \theta_{n,2} - \delta_2 & \text{if } q = 2, \\ \left(\frac{n}{2-q} + \frac{1}{2}\right) \frac{n^{1-q}-1}{1-q} + \left(-\frac{n}{2-q}\right) + \theta_{n,q} + \left(\frac{1}{2-q} - \delta_q\right) & \text{if } q > 0 \quad \text{and } q \neq 1, 2, \end{cases} \quad (21)$$

where

$$\lim_{n \rightarrow \infty} \theta_{n,q} = 0, \quad 0 < \theta_{n,1} < \frac{1}{12n}, \quad e^{1-\delta_1} = \sqrt{2\pi}. \quad (22)$$

It is easily verified that the  $q$ -Stirling’s formula coincides with the usual Stirling’s formula when  $q \rightarrow 1$ .

$$\lim_{q \rightarrow 1} \ln_q(n!_q) = \ln n! \quad (23)$$

Other properties of  $\theta_{n,q}$  and  $\delta_q$  such as explicit forms and approximations are still unclear. But numerical results of (21) exhibit good approximations of the true value (19), which is shown in the next subsection.

## B. Numerical computation of the $q$ -Stirling's formula

By the property  $\lim_{n \rightarrow \infty} \theta_{n,q} = 0$  in (22),  $\theta_{n,q}$  is set to be 0 for the computation. The explicit form of  $\delta_q$  is not clear yet, but  $\delta_q$  does *not* depend on  $n$ . Thus,  $\delta_q$  is set to be  $\delta_q = \delta_1 = 1 - \ln \sqrt{2\pi} \simeq 0.081$  which is already known in the usual Stirling's formula. Then the  $q$ -Stirling's formula for the numerical computations in this subsection is given by

$$\ln_q(n!_q) \simeq \begin{cases} (n + \frac{1}{2}) \ln n + (-n) + (1 - 0.081) & \text{if } q = 1, \\ n - \frac{1}{2n} - \ln n - \frac{1}{2} - 0.081 & \text{if } q = 2, \\ \left(\frac{n}{2-q} + \frac{1}{2}\right) \frac{n^{1-q}-1}{1-q} + \left(-\frac{n}{2-q}\right) + \left(\frac{1}{2-q} - 0.081\right) & \text{if } q > 0 \text{ and } q \neq 1, 2, \end{cases} \quad (24)$$

According to the following numerical results, these assumptions on  $\theta_{n,q} = 0$  and  $\delta_q = 0.081$  are found to be justified when  $n \rightarrow \infty$ . We compute the true value (19) and its approximate value (24) for  $\ln_q(n!_q)$ . Moreover, the relative error and the absolute error are also computed.

$$\text{relative error} := \frac{|\text{true value} - \text{approximate value}|}{\text{true value}}, \quad (25)$$

$$\text{absolute error} := |\text{true value} - \text{approximate value}|. \quad (26)$$

$n$	$\ln_q(n!_q)$ (18)	approximate value (24)	relative error	absolute error
2	$9.6230 \times 10^{-1}$	$8.8677 \times 10^{-1}$	$7.8480 \times 10^{-2}$	$7.5521 \times 10^{-2}$
5	9.2143	9.1455	$7.4604 \times 10^{-3}$	$6.8742 \times 10^{-2}$
10	$3.9708 \times 10^1$	$3.9644 \times 10^1$	$1.6117 \times 10^{-3}$	$6.3995 \times 10^{-2}$
15	$9.0005 \times 10^1$	$8.9943 \times 10^1$	$6.8181 \times 10^{-4}$	$6.1366 \times 10^{-2}$
20	$1.5933 \times 10^2$	$1.5927 \times 10^2$	$3.7384 \times 10^{-4}$	$5.9563 \times 10^{-2}$
↓			↓	↓
∞			0	0

(27)

$n$	$\ln_q(n!_q)$ (18)	approximate value (24)	relative error	absolute error
2	$8.2843 \times 10^{-1}$	$7.7112 \times 10^{-1}$	$6.9180 \times 10^{-2}$	$5.7311 \times 10^{-2}$
5	6.7647	6.7289	$5.2937 \times 10^{-3}$	$3.5810 \times 10^{-2}$
10	$2.4937 \times 10^1$	$2.4912 \times 10^1$	$9.9893 \times 10^{-4}$	$2.4910 \times 10^{-2}$
15	$5.0938 \times 10^1$	$5.0918 \times 10^1$	$3.9413 \times 10^{-4}$	$2.0076 \times 10^{-2}$
20	$8.3332 \times 10^1$	$8.3315 \times 10^1$	$2.0633 \times 10^{-4}$	$1.7194 \times 10^{-2}$
↓			↓	↓
$\infty$			0	0

(28)

$n$	$\ln_q(n!_q)$ (18)	approximate value (24)	relative error	absolute error
2	$6.9339 \times 10^{-1}$	$6.5208 \times 10^{-1}$	$5.9570 \times 10^{-2}$	$4.1305 \times 10^{-2}$
5	4.7906	4.7740	$3.4666 \times 10^{-3}$	$1.6607 \times 10^{-2}$
10	$1.5118 \times 10^1$	$1.5110 \times 10^1$	$5.4802 \times 10^{-4}$	$8.2851 \times 10^{-3}$
15	$2.7930 \times 10^1$	$2.7924 \times 10^1$	$1.9711 \times 10^{-4}$	$5.5052 \times 10^{-3}$
20	$4.2387 \times 10^1$	$4.2383 \times 10^1$	$9.7063 \times 10^{-5}$	$4.1142 \times 10^{-3}$
↓			↓	↓
$\infty$			0	0

(29)

$n$	$\ln(n!)$	approximate value (24)	relative error	absolute error
2	$6.9315 \times 10^{-1}$	$6.5187 \times 10^{-1}$	$5.9553 \times 10^{-2}$	$4.1279 \times 10^{-2}$
5	4.7875	4.7709	$3.4639 \times 10^{-3}$	$1.6583 \times 10^{-2}$
10	$1.5104 \times 10^1$	$1.5096 \times 10^1$	$5.4746 \times 10^{-4}$	$8.2691 \times 10^{-3}$
15	$2.7899 \times 10^1$	$2.7894 \times 10^1$	$1.9690 \times 10^{-4}$	$5.4933 \times 10^{-3}$
20	$4.2336 \times 10^1$	$4.2332 \times 10^1$	$9.6960 \times 10^{-5}$	$4.1049 \times 10^{-3}$
↓			↓	↓
$\infty$			0	0

(30)

$n$	$\ln_q(n!_q)$ (18)	approximate value (24)	relative error	absolute error
2	$5.8579 \times 10^{-1}$	$5.5504 \times 10^{-1}$	$5.2489 \times 10^{-2}$	$3.0747 \times 10^{-2}$
5	3.5367	3.5275	$2.5856 \times 10^{-3}$	$9.1442 \times 10^{-3}$
10	9.9580	9.9537	$4.3609 \times 10^{-4}$	$4.3426 \times 10^{-3}$
15	$1.7172 \times 10^1$	$1.7169 \times 10^1$	$1.8303 \times 10^{-4}$	$3.1431 \times 10^{-3}$
20	$2.4809 \times 10^1$	$2.4807 \times 10^1$	$1.0643 \times 10^{-4}$	$2.6406 \times 10^{-3}$
↓			↓	↓
$\infty$			0	0

(31)

$n$	$\ln_q(n!_q)$ (18)	approximate value (24)	relative error	absolute error
2	$5.0000 \times 10^{-1}$	$4.7585 \times 10^{-1}$	$4.8294 \times 10^{-2}$	$2.4147 \times 10^{-2}$
5	2.7167	2.7096	$2.6152 \times 10^{-3}$	$7.1046 \times 10^{-3}$
10	7.0710	7.0664	$6.5292 \times 10^{-4}$	$4.6168 \times 10^{-3}$
15	$1.1682 \times 10^1$	$1.1678 \times 10^1$	$3.5564 \times 10^{-4}$	$4.1545 \times 10^{-3}$
20	$1.6402 \times 10^1$	$1.6398 \times 10^1$	$2.4342 \times 10^{-4}$	$3.9926 \times 10^{-3}$
↓			↓	↓
$\infty$			0	0

(32)

The numerical results (27)~(32) and Fig.1 show that the relative error of the  $q$ -Stirling's

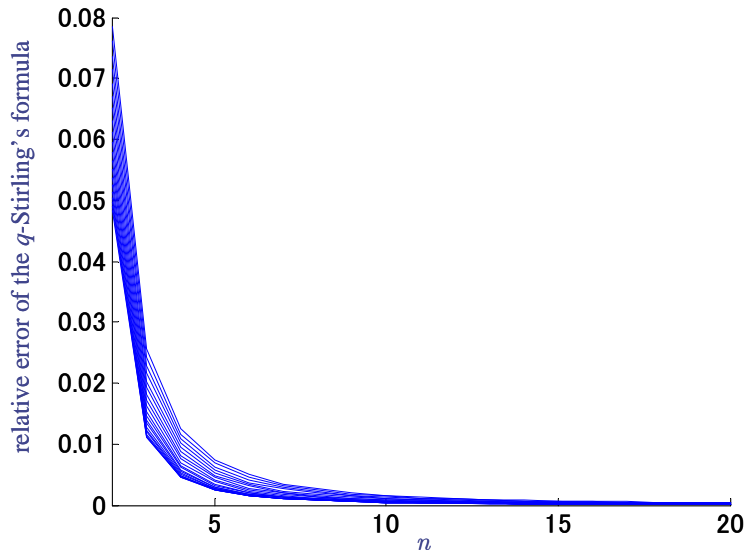


FIG. 1: relative error of the  $q$ -Stirling formula with respect to  $n$  when  $q = 0.1, 0.2, \dots, 2.0$



formula (24) in any  $q > 0$  goes to zero when  $n \rightarrow \infty$ . Therefore, the  $q$ -Stirling's formula (21) can provide a good approximate value for each  $\ln_q(n!_q)$  in any  $q > 0$ .

### C. Derivation of the $q$ -Stirling's formula

This subsection proves the  $q$ -Stirling's formula (21) when  $q > 0$  ( $q \neq 1$ ). The case  $q = 1$  of the  $q$ -Stirling's formula (21) is the famous usual Stirling's formula whose proof is found in many references such as [9], so that we prove the  $q$ -Stirling's formula in case  $q > 0$  ( $q \neq 1$ ). For simplicity, we assume  $q \neq 1$  in the subsections C and D.

Note that, when  $q = 0$ ,  $n!_q$  is directly and explicitly derived from (18) as follows:

$$n!_{q=0} = \sum_{k=1}^n k - (n-1) = \frac{1}{2}n^2 - \frac{1}{2}n + 1. \quad (33)$$

Thus, the  $q$ -Stirling's formula when  $q = 0$  is not needed. When  $q < 0$ ,  $\ln_q x$  is a convex function with respect to  $x$ , so that  $\delta_{n,q}$  defined by (37) below does not converge when  $n \rightarrow \infty$  in general. Moreover, Tsallis entropy when  $q < 0$  lacks the property of concavity which plays essential roles in the natural generalization of Boltzmann-Gibbs statistical mechanics. Therefore, we prove the  $q$ -Stirling's formula (21) when  $q > 0$ .

Consider the definite integral  $\int_1^n \ln_q x dx$  when  $q > 0$  ( $q \neq 1$ ). The curve in Fig.2 describes a concave function with respect to  $x$ :

$$y = \ln_q x = \frac{x^{1-q} - 1}{1-q}. \quad (34)$$

For each natural number  $k \in \{2, 3, \dots\}$  on the  $x$ -axis, there exist a rectangle with width 1 and height  $\ln_q k$  (See Fig.2). Here, in order to avoid confusions, we call a rectangle at  $k \in \{2, 3, \dots\}$  on the  $x$ -axis by " $k$ -rectangle". The center of the bottom of each  $k$ -rectangle is at  $k \in \{2, 3, \dots\}$  on the  $x$ -axis. For each  $k$ -rectangle, we define  $\alpha_{k,q}$  and  $\beta_{k,q}$  for  $k \in \mathbb{N}$  by

$$\begin{aligned} \alpha_{k,q} := & \text{the area of the portion surrounded by the curve, the top side of the } k\text{-rectangle} \\ & (x\text{-axis when } k = 1) \text{ and the left side of the } (k+1)\text{-rectangle,} \end{aligned} \quad (35)$$

$$\begin{aligned} \beta_{k,q} := & \text{the area of the portion surrounded by the curve, the left side} \\ & \text{of the } (k+1)\text{-rectangle and the top side of the } (k+1)\text{-rectangle.} \end{aligned} \quad (36)$$

Then, we define the sum of areas of all gaps between the curve and the rectangles by  $\delta_{n,q}$

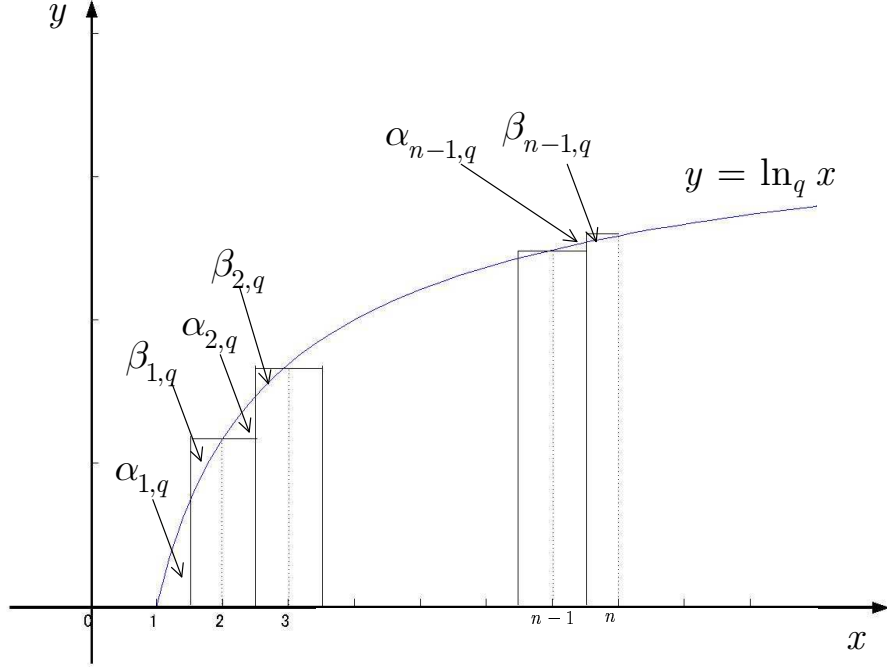


FIG. 2: approximation of  $\int_1^n \ln_q x dx$

$$\delta_{n,q} := \sum_{k=1}^{n-1} \alpha_{k,q} - \sum_{k=1}^{n-1} \beta_{k,q} = \sum_{k=1}^{n-1} (\alpha_{k,q} - \beta_{k,q}). \quad (37)$$

Using  $\delta_{n,q}$ , the area of the portion surrounded by the  $x$ -axis, the straight line  $x = n$  and the curve  $y = \ln_q x$  is computed as

$$\ln_q 2 + \ln_q 3 + \cdots + \ln_q (n-1) + \frac{1}{2} \ln_q n + \delta_{n,q} \quad (38)$$

$$= \int_1^n \ln_q x dx = \int_1^n \left( \frac{x^{1-q} - 1}{1-q} \right) dx = \begin{cases} -\ln n + n - 1 & \text{if } q = 2 \\ \frac{1}{2-q} \cdot n \cdot \ln_q n - \frac{n-1}{2-q} & \text{if } q \neq 2 \end{cases}. \quad (39)$$

Therefore, we obtain

$$\ln_q (n!_q) = \ln_q (1 \otimes_q \cdots \otimes_q n) = \ln_q 2 + \ln_q 3 + \cdots + \ln_q n \quad (40)$$

$$= \left( \ln_q 2 + \ln_q 3 + \cdots + \ln_q (n-1) + \frac{1}{2} \ln_q n + \delta_{n,q} \right) + \frac{1}{2} \ln_q n - \delta_{n,q} \quad (41)$$

$$= \begin{cases} (-\ln n + n - 1) + \frac{1}{2} \left(1 - \frac{1}{n}\right) - \delta_{n,2} & \text{if } q = 2 \\ \left(\frac{1}{2-q} \cdot n \cdot \ln_q n - \frac{n-1}{2-q}\right) + \frac{1}{2} \ln_q n - \delta_{n,q} & \text{if } q \neq 2 \end{cases} \quad (42)$$

$$= \begin{cases} n - \frac{1}{2n} - \ln n - \frac{1}{2} - \delta_{n,2} & \text{if } q = 2 \\ \left(\frac{n}{2-q} + \frac{1}{2}\right) \ln_q n + \left(-\frac{n}{2-q}\right) + \left(\frac{1}{2-q} - \delta_{n,q}\right) & \text{if } q \neq 2 \end{cases}. \quad (43)$$

$\ln_q x$  is a concave function of  $x$ , so that the magnitude relation between  $\alpha_{k,q}$  and  $\beta_{k,q}$  is shown in Fig.3. From Fig.3, we find

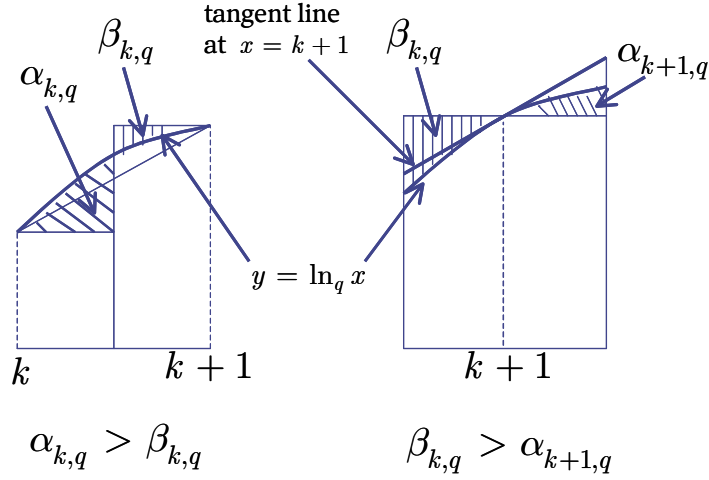


FIG. 3: magnitude relation between  $\alpha_{k,q}$  and  $\beta_{k,q}$

$$\alpha_{1,q} > \beta_{1,q} > \alpha_{2,q} > \cdots > \alpha_{n,q} > \beta_{n,q} > \cdots . \quad (44)$$

This means that “ $\alpha_{1,q}, \beta_{1,q}, \alpha_{2,q}, \cdots, \alpha_{n,q}, \beta_{n,q}, \cdots$ ” is a monotone decreasing sequence with lower bound 0, so that we construct a sequence of terms of an alternating series such that

$$\alpha_{1,q}, -\beta_{1,q}, \alpha_{2,q}, -\beta_{2,q}, \cdots, \alpha_{n,q}, -\beta_{n,q}, \cdots . \quad (45)$$

Thus,  $\delta_{n,q}$  defined by (37) is found to be a finite partial sum of terms of the above sequence (45). Therefore,

$$\lim_{n \rightarrow \infty} \delta_{n,q} = \sum_{k=1}^{\infty} (\alpha_{k,q} - \beta_{k,q}) \quad (46)$$

is an alternating series. Note that in general an alternating series is of the form  $\sum_{i=1}^{\infty} (-1)^{i+1} a_i$  ( $a_i > 0$ ). It is known that for an alternating series with property (44)  $\delta_{n,q}$  converges as  $n \rightarrow \infty$  for any fixed  $q > 0$ . Thus, we define  $\delta_q$  and  $\theta_{n,q}$  as

$$\delta_q := \lim_{n \rightarrow \infty} \delta_{n,q}, \quad (47)$$

$$\theta_{n,q} := \delta_q - \delta_{n,q}. \quad (48)$$

Substituting  $\delta_{n,q} = \delta_q - \theta_{n,q}$  into (43) yields

$$\ln_q(n!_q) = \begin{cases} n - \frac{1}{2n} - \ln n - \frac{1}{2} - (\delta_2 - \theta_{n,2}) & \text{if } q = 2 \\ \left(\frac{n}{2-q} + \frac{1}{2}\right) \ln_q n + \left(-\frac{n}{2-q}\right) + \left(\frac{1}{2-q} - (\delta_q - \theta_{n,q})\right) & \text{if } q \neq 2 \end{cases} \quad (49)$$

where  $\delta_q = \lim_{n \rightarrow \infty} \delta_{n,q}$  implies that

$$\lim_{n \rightarrow \infty} \theta_{n,q} = \lim_{n \rightarrow \infty} (\delta_q - \delta_{n,q}) = 0. \quad (50)$$

Therefore, when  $n$  is sufficiently large,  $\ln_q(n!_q)$  is approximated as

$$\ln_q(n!_q) \simeq \begin{cases} n - \frac{1}{2n} - \ln n - \frac{1}{2} - \delta_2 & \text{if } q = 2 \\ \left(\frac{n}{2-q} + \frac{1}{2}\right) \frac{n^{1-q}-1}{1-q} + \left(-\frac{n}{2-q}\right) + \left(\frac{1}{2-q} - \delta_q\right) & \text{if } q \neq 2 \end{cases}. \quad (51)$$

The remained problem is to determine  $\delta_q$  which does *not* depend on  $n$ . This is still an open problem, but the exact value of  $\delta_q$  for actual applications is not needed. The assumption  $\delta_q = \delta_1 = 1 - \ln \sqrt{2\pi}$  gives sufficiently useful approximations of the  $q$ -Stirling's formula (21) as shown in numerical computations in the previous subsection.

#### D. Inequalities and equalities concerning the $q$ -Stirling's formula

This subsection presents the following inequalities (52)~(53) and equalities (54)~(55) concerning the  $q$ -Stirling's formula. In some applications, these formulas are more useful than the  $q$ -Stirling's formula (21).

$$\begin{aligned} \frac{n}{2-q} \ln_q n - \frac{n}{2-q} + \frac{1}{2} \ln_q n + \frac{1}{2-q} - \frac{1}{8} &< \ln_q(n!_q) \\ &< \frac{n}{2-q} \ln_q n - \frac{n}{2-q} + \frac{1}{2} \ln_q n + \frac{1}{2-q} \quad (\text{if } q \neq 2), \end{aligned} \quad (52)$$

$$n - \ln n - \frac{1}{2n} - \frac{5}{8} < \ln_q(n!_q) < n - \ln n - \frac{1}{2n} - \frac{1}{2} \quad (\text{if } q = 2), \quad (53)$$

where  $n \in \mathbb{N}$  and  $q > 0$ . These inequalities or the  $q$ -Stirling's formula (21) is reduced to the equalities:

$$\ln_q(n!_q) = \frac{n}{2-q} \ln_q n - \frac{n}{2-q} + O(\ln_q n) \quad (\text{if } q \neq 2), \quad (54)$$

$$\ln_q(n!_q) = n - \ln n + O(1) \quad (\text{if } q = 2). \quad (55)$$

These formulas are proved in the following way.

In Fig.4, the sum of gray triangular areas is

$$\frac{1}{2} \ln_q 2 + \frac{1}{2} (\ln_q 3 - \ln_q 2) + \frac{1}{2} (\ln_q 4 - \ln_q 3) + \cdots + \frac{1}{2} (\ln_q n - \ln_q (n-1)) = \frac{1}{2} \ln_q n. \quad (56)$$

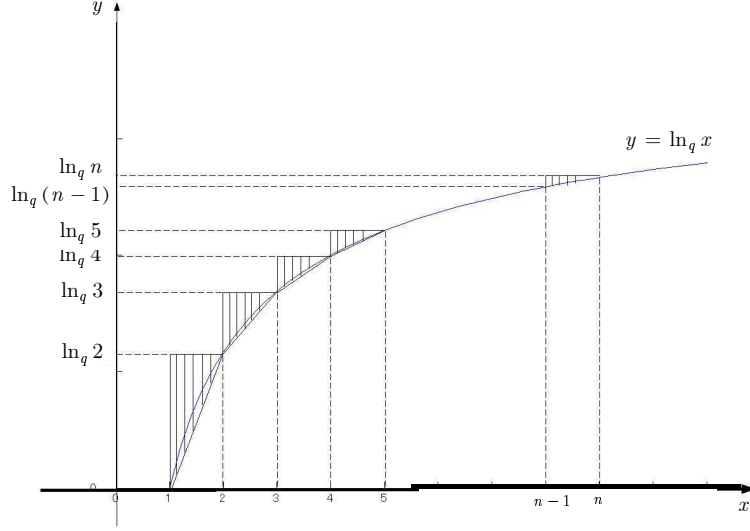


FIG. 4:  $\int_1^n \ln_q x dx$  and the sum of the triangular areas

On the other hand,

$$\ln_q(n!_q) = \ln_q 2 + \ln_q 3 + \cdots + \ln_q n \quad (57)$$

implies that  $\ln_q(n!_q)$  represents the sum of the rectangular areas in Fig.4. Thus, from Fig.4 we can read that the difference between  $\ln_q(n!_q)$  and  $\int_1^n \ln_q x dx$  is less than the sum of gray triangular areas.

$$\ln_q(n!_q) - \int_1^n \ln_q x dx < \frac{1}{2} \ln_q n \quad (58)$$

Therefore, we obtain an upper bound of  $\ln_q(n!_q)$  as follows

$$\ln_q(n!_q) < \int_1^n \ln_q x dx + \frac{1}{2} \ln_q n \quad (59)$$

$$= \begin{cases} (-\ln n + n - 1) + \frac{1}{2} \left(1 - \frac{1}{n}\right) & \text{if } q = 2 \\ \left(\frac{1}{2-q} \cdot n \cdot \ln_q n - \frac{n-1}{2-q}\right) + \frac{1}{2} \ln_q n & \text{if } q \neq 2 \end{cases} \quad (60)$$

$$= \begin{cases} n - \ln n - \frac{1}{2n} - \frac{1}{2} & \text{if } q = 2 \\ \frac{n}{2-q} \ln_q n - \frac{n}{2-q} + \frac{1}{2} \ln_q n + \frac{1}{2-q} & \text{if } q \neq 2 \end{cases}, \quad (61)$$

where we used (39).

We derive an lower bound of  $\ln_q(n!_q)$ . In Fig.5, the integral  $\int_{k-\frac{1}{2}}^{k+\frac{1}{2}} \ln_q x dx$  ( $k \in \{2, \dots, n-1\}$ ) is written by means of  $\beta_{k-1,q}$  and  $\alpha_{k,q}$ .

$$\int_{k-\frac{1}{2}}^{k+\frac{1}{2}} \ln_q x dx = \ln_q k - \beta_{k-1,q} + \alpha_{k,q} \quad (k \in \{2, \dots, n-1\}) \quad (62)$$

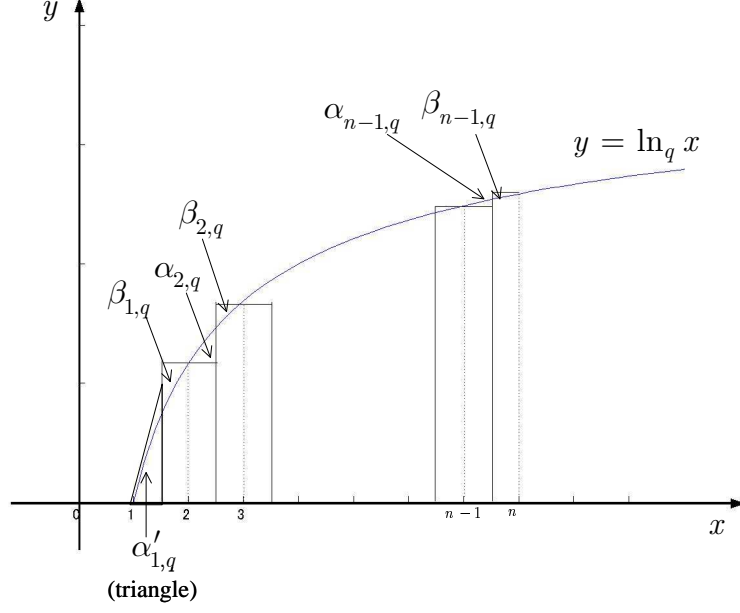


FIG. 5: upper bound of  $\int_1^n \ln_q x dx$

Using the relation shown in Fig.3:

$$\beta_{k-1,q} > \alpha_{k,q}, \quad (63)$$

$\alpha_{k,q}$  is replaced by  $\beta_{k-1,q}$  in (62), so that we get

$$\int_{k-\frac{1}{2}}^{k+\frac{1}{2}} \ln_q x dx < \ln_q k - \beta_{k-1,q} + \beta_{k-1,q} = \ln_q k. \quad (64)$$

Summing up the both sides of (64) for  $k \in \{2, \dots, n-1\}$ ,

$$\int_{\frac{3}{2}}^{n-\frac{1}{2}} \ln_q x dx < \ln_q 2 + \dots + \ln_q (n-1). \quad (65)$$

$\alpha'_{1,q}$  in Fig.5 is a triangle surrounded by the tangent line of  $y = \ln_q x$  at  $x = 1$ , the  $x$ -axis and  $x = \frac{3}{2}$ . Thus,

$$\int_1^{\frac{3}{2}} \ln_q x dx < \alpha'_{1,q} = \frac{1}{8}. \quad (66)$$

On the other hand,

$$\int_{n-\frac{1}{2}}^n \ln_q x dx < \frac{1}{2} \ln_q n. \quad (67)$$

The sum of each side of (65), (66) and (67) yields

$$\int_1^n \ln_q x dx < \frac{1}{8} + \ln_q 2 + \dots + \ln_q (n-1) + \frac{1}{2} \ln_q n \quad (68)$$

$$= \ln_q (n!_q) + \frac{1}{8} - \frac{1}{2} \ln_q n. \quad (69)$$

Thus,

$$\int_1^n \ln_q x dx + \left( \frac{1}{2} \ln_q n - \frac{1}{8} \right) < \ln_q (n!_q). \quad (70)$$

Substituting (39) into  $\int_1^n \ln_q x dx$  on the left side of (70) yields

$$\ln_q (n!_q) > \begin{cases} (-\ln n + n - 1) + \left( \frac{1}{2} \left( 1 - \frac{1}{n} \right) - \frac{1}{8} \right) & \text{if } q = 2 \\ \left( \frac{1}{2-q} \cdot n \cdot \ln_q n - \frac{n-1}{2-q} \right) + \left( \frac{1}{2} \ln_q n - \frac{1}{8} \right) & \text{if } q \neq 2 \end{cases} \quad (71)$$

$$= \begin{cases} n - \ln n - \frac{1}{2n} - \frac{5}{8} & \text{if } q = 2 \\ \frac{n}{2-q} \ln_q n - \frac{n}{2-q} + \frac{1}{2} \ln_q n + \frac{1}{2-q} - \frac{1}{8} & \text{if } q \neq 2 \end{cases}. \quad (72)$$

From (61) and (72), we obtain

$$\begin{aligned} \frac{n}{2-q} \ln_q n - \frac{n}{2-q} + \frac{1}{2} \ln_q n + \frac{1}{2-q} - \frac{1}{8} &< \ln_q (n!_q) \\ &< \frac{n}{2-q} \ln_q n - \frac{n}{2-q} + \frac{1}{2} \ln_q n + \frac{1}{2-q} \quad (\text{if } q \neq 2), \end{aligned} \quad (73)$$

$$n - \ln n - \frac{1}{2n} - \frac{5}{8} < \ln_q (n!_q) < n - \ln n - \frac{1}{2n} - \frac{1}{2} \quad (\text{if } q = 2). \quad (74)$$

This result also shows

$$\ln_q (n!_q) = \frac{n}{2-q} \ln_q n - \frac{n}{2-q} + O(\ln_q n) \quad (\text{if } q \neq 2), \quad (75)$$

$$\ln_q (n!_q) = n - \ln n + O(1) \quad (\text{if } q = 2). \quad (76)$$

#### IV. CONCLUSION

We present the  $q$ -Stirling's formula in Tsallis statistics with the proof and some numerical results. Moreover, some inequalities and equalities concerning the  $q$ -Stirling's formula are shown. The present  $q$ -Stirling's formula can be applied to many scientific fields in Tsallis statistics as similarly as the usual Stirling's formula. In particular, the  $q$ -Stirling's formula plays important roles in Tsallis statistics when we want to clarify the difference between the studies  $q = 1$  and  $q \neq 1$ . Some typical and important applications of the  $q$ -Stirling's formula in Tsallis statistics will be presented in our forthcoming paper [8], which reveals the surprising mathematical structure behind Tsallis statistics.

**Acknowledgement 1** *The author would like to thank Professor Yoshinori Uesaka and Professor Makoto Tsukada for their valuable comments and discussions.*

## APPENDIX A: THE PROOF OF (16)

In this appendix, we prove that  $\exp_q(x)$  is derived from  $\lim_{n \rightarrow \infty} \left(1 + \frac{x}{n}\right)^{\otimes_n^q}$  using the  $q$ -product only.

Using the  $q$ -product (5),  $\left[\left(1 + \frac{x}{n}\right)^{\otimes_n^q}\right]^{1-q}$  is explicitly expanded as

$$\left[\left(1 + \frac{x}{n}\right)^{\otimes_n^q}\right]^{1-q} = n \left(1 + \frac{x}{n}\right)^{1-q} - (n-1). \quad (\text{A1})$$

The power series expansion for the right side of (A1) about the point  $\frac{x}{n} = 0$  is

$$\begin{aligned} n \left(1 + \frac{x}{n}\right)^{1-q} - (n-1) &= n \left[1 + (1-q) \frac{x}{n} - \frac{1}{2} (1-q) q \left(\frac{x}{n}\right)^2 + O\left(\left(\frac{x}{n}\right)^3\right)\right] - (n-1) \\ &= 1 + (1-q)x - \frac{1}{2} (1-q) q \frac{x^2}{n} + O\left(\frac{x^3}{n^2}\right). \end{aligned} \quad (\text{A2})$$

Taking  $n \rightarrow \infty$  on the both sides yields

$$\lim_{n \rightarrow \infty} \left[ n \left(1 + \frac{x}{n}\right)^{1-q} - (n-1) \right] = 1 + (1-q)x. \quad (\text{A3})$$

Therefore, if  $1 + (1-q)x > 0$ , then

$$\lim_{n \rightarrow \infty} \left(1 + \frac{x}{n}\right)^{\otimes_n^q} = \lim_{n \rightarrow \infty} \left[ n \left(1 + \frac{x}{n}\right)^{1-q} - (n-1) \right]^{\frac{1}{1-q}} \quad (\text{A4})$$

$$= [1 + (1-q)x]^{\frac{1}{1-q}} \quad (\text{A5})$$

$$= \exp_q(x). \quad (\text{A6})$$

- [1] C. Tsallis, Possible generalization of Boltzmann-Gibbs statistics, J. Stat. Phys. 52, 479-487 (1988).
- [2] E.M.F. Curado and C. Tsallis, Generalized statistical mechanics: connection with thermodynamics, J. Phys. A 24, L69-L72 (1991); Corrigenda 24, 3187 (1991); 25, 1019 (1992).
- [3] C. Tsallis et al., Nonextensive Statistical Mechanics and Its Applications, edited by S. Abe and Y. Okamoto (Springer-Verlag, Heidelberg, 2001); see also the comprehensive list of references at <http://tsallis.cat.cbpf.br/biblio.htm>
- [4] H. Suyari, Nonextensive entropies derived from form invariance of pseudoadditivity, Phys. Rev. E 65, 066118 (7pages) (2002); H. Suyari, On the most concise set of axioms and the uniqueness



- theorem for Tsallis entropy, *J. Phys. A.*, 35, 10731-10738 (2002); H. Suyari, The uniqueness theorem for the nonextensive entropy, *Proc. 2003 IEEE Int.Symp.Inform.Theory*, 260 (2003).
- [5] E.P. Borges, A possible deformed algebra and calculus inspired in nonextensive thermostatics, *cond-mat/0304545*.
  - [6] H. Suyari and M. Tsukada, Law of error in Tsallis statistics, submitted.
  - [7] C. Tsallis, What are the numbers that the experiments provide ?, *Quimica Nova.* 17, 468-471 (1994).
  - [8] H. Suyari, Mathematical structure derived from the  $q$ -multinomial coefficient in Tsallis statistics, submitted.
  - [9] W. Feller, *An Introduction to Probability Theory and Its Applications*, vol. 1, 3rd ed. New York: Wiley, (1968).