

GRANULAR RHEOLOGY IN ZERO GRAVITY

G. Bossis¹, Y. Grasselli², O. Volkova¹

¹ L.P.M.C. UMR 6622 – Université de Nice – Parc Valrose – 06108 Nice Cedex 2 (F)

² EAI Tech CERAM – Rue A. Einstein – BP 085 – 06902 Sophia Antipolis Cedex (F)

Abstract

We present an experimental investigation on the rheological behavior of model granular media made of nearly elastic spherical particles. The experiments are performed in a cylindrical Couette geometry and the experimental device is placed inside an airplane undergoing parabolic flights to cancel the effect of gravity. In this configuration, the particles of the granular medium under flow can be compared to molecules of a dense gas. The corresponding curves, shear stress versus shear rate, are presented and a comparison with existing theories is proposed. The quadratic dependence on the shear rate is clearly shown and the behavior as a function of the solid volume fraction of particles exhibits a power law function. We observe at intermediate volume fraction, the formation of rings of particles regularly spaced along the height of the outer cylinder. The differences observed between experimental results and theoretical predictions are discussed and related to the structure formed in the granular medium submitted to the external shear.

1 - Introduction

The increase of interest for granular matter in the recent years has been motivated by the existence of such materials in industrial and geological situations. Granular media exhibits amazing phenomena either in static or dynamic regimes. The shapes of heaps or the formation of arches in a static pile are still intriguing [1-2]. On the other hand, the rheological properties of a granular have shown several different behaviors depending on the flow range (quasistatic to rapid flows). A non exhaustive list includes non linear waves, inelastic collapse, segregation, convection rolls [3-5]... All these effects suggest that the local structure of the granular medium greatly influences its dynamical behavior. These aspects of granular flows have been investigated theoretically, by numerical simulations and experimentally [6-8].

Previous theories for rapid granular flows are derived from the classical solutions of the kinetic theory of gases. The direct parallel with a gas has introduced the granular temperature induced by the application of an external flow. Nevertheless, important differences exist for a granular : the inelastic nature of collisions between particles and the fact that the velocity fluctuations can be of the same order of magnitude as the flow velocity. The knowledge of the mean kinetic energy (associated to the temperature) is required to determine the temperature and is obtained using balance laws and the consideration of the rate of dissipation during collisions[9]. Jenkins and Richman[10] have extended this theory by

explicitly considering the anisotropy of the second moment of the velocity fluctuations. The density and velocity fields, as well as the velocity fluctuations are then introduced in the balance laws of mass, momentum and energy to full fill the rheological description of the granular media. The boundaries, and especially their roughness properties, also influence the rheology of a granular with the existence of a slip velocity [11].

In this paper we present, in the next part, an experimental study of the shear of a model granular medium composed of iron spherical particles in a cylindrical Couette geometry. These experiments are performed in microgravity to remove the presence of the gravity and also to have the closest picture of the granular medium to a molecular gas. Experiments focus on the dependence of the shear stress on the shear rate and volume fraction (or density) of the medium. In the last part, the experimental rheological curves are compared to existing theories and a discussion is proposed on the differences observed.

2 - Experiments

Experiments are performed in a cylindrical Couette geometry using two different types of model granular media composed of iron spherical particles with diameter σ of 1mm and 2mm. The density of the particles ρ_p is about 7500 kg/m^3 and the associated restitution coefficient e is close to 0.9. In this geometry, one can assume that the shear rate is almost constant. The cell has a height of 35.8mm, the inner cylinder a radius of 12.15mm and the outer one, a radius of 16.6mm. The number of layers of particles inside the shearing gap varies from 1 to 5 in our experimental situations. By changing the number of particles inside the cell, we are able to study the effect of the solid volume fraction (or density) on the rheology of the granular media. A sketch of the experimental set-up is shown in figure 1. Iron particles of 1mm in diameter are glued to the inner cylinder to create a rough surface. The distance between the particles on the inner wall of the cell varies between 0.3 and 1 diameter. The inner cylinder is linked to a rheometer which is computer controlled. A given angular velocity ω is applied to the inner cylinder and the rheometer measures the corresponding torque. This torque is then converted to a shear stress using the geometrical characteristics of the cell. Even if in general the pertinent parameter of such studies is the ratio of the shear stress versus the normal stress, we only focus here on the shear stress behavior. The values of ω can be changed over a range varying from 0 up to 80 rad/s corresponding to a maximum shear rate of approximately 230 s^{-1} . The outer cylinder of the cell is made of glass to have a direct visualisation of the shearing process and to avoid electrostatic effects.

In order to cancel the effect of gravity, experiments are performed inside an airplane undergoing parabolic flights. By parabola, we intend, in the following, the time interval during which the granular media is no more subjected to gravity. Each flight includes 30 successive parabolas, each lasting about 30s. The experimental determination of the rheological behavior of the granular media is performed by measuring the torque exerted on the inner cylinder while changing the angular velocity over a given range. The torque recording sequence is started as soon as the apparent gravity drops to zero. However, the acceleration is monitored along the three directions and only the experimental data sets corresponding to nearly null fluctuations of the acceleration terms are kept.

To achieve experimental reproducibility, which is critical with granular media, several preliminary and test experiments have been realized. Setting the angular velocity to a constant value during a whole parabola does not exhibit significant fluctuations on the stress measurements (fig. 2). The standard deviation of the experimental values is less than 4%. Moreover, a recording sequence made by either increasing or decreasing the angular velocity over the same range of values gives slightly the same results. Finally, the rate of change of the angular velocity has no observable influence on the experimental results and is typically set between 0.5 and 2 rad/s². Nevertheless, to obtain sufficient experimental precision, the whole range of angular velocities cannot be investigated during a single parabola. That's why the experimental curves presented in this paper have been recorded over several successive parabolas. The continuity of the experimental data achieved in this way validates the experimental protocol.

Experimental curves of the shear stress versus the square of the shear rate $\dot{\gamma}$ for different solid volume fractions ϕ of particles are presented in figure 3 for the particles of 1mm and 2mm in diameter. As expected, the behavior is clearly quadratic in $\dot{\gamma}$ and one can also notice an increase with the volume fraction of particles.

3 - Analysis

Earlier work done by Bagnold [12] has shown that at rather high concentrations and shear rates, the corresponding stresses were function of the square of the applied shear rate. From a dimensional point of view, the shear stress is proportional to the density and square of the radius of the particles, the square of the shear rate and a tensor-valued function of the volume fraction. Further experimental and numerical works [13-14] have shown that the volume fraction function $f_{xy}(\phi)$ associated to the shear stress exhibited a “u-shaped” behavior

with two vertical asymptotes one for $v \rightarrow 0$ and the other for v close to 0.6, the minimum of this function being around 0.1. In the range $0.1 < v < 0.5$ the function $f_{xy}(v)$ can be approximated by a power law, with an exponent depending on the theories [15].

A theoretical determination of the shear stress function $f_{xy}(v)$ has been derived in [10]. The dissipation of energy is determined by the frequency of collisions which is expressed in terms of a complete pair distribution function between colliding pairs. A local density is represented by the hard sphere pair distribution function at contact g_0 . An expression has been proposed by Carnahan & Starling [16] :

$$g_0(v) = \frac{2-v}{2(1-v)^3} \quad (1)$$

where v is the solid volume fraction of the system. The velocity distribution function contains a perturbation to the Maxwellian distribution through the second and third moment of the fluctuating velocities. The associated coefficients are determined as functions of the density, mean velocity, temperature and their spatial gradient.

In the continuation of the theoretical description, attention must be also taken on the boundary conditions. Rough parallel plates moving with a velocity U are considered with the granular medium sets in between. The geometry of the roughness surface of the boundaries play a non negligible effect on the granular flow. The main result of such consideration is the existence of a slip velocity V between the boundary and the closest layers of grains which tends to lower the stresses. Another effect which may occurs during the flow is clustering due to the inelastic nature of collisions between particles [17-18].

On this basis, Jenkins [19] and Richmann [20], have shown that the shear stress S can be expressed as :

$$S = \frac{\rho_p}{\sqrt{1-e}} h(v) \sigma^2 \gamma^2 \left(1 - \frac{V}{U}\right)^2 \quad (2)$$

with $h(v)$ a non trivial function of the solid volume fraction (see refs [19] and [20] for more details) and V the slip velocity. Its expression depends on v , σ , e , the number of layers of granular particles present in the shearing gap and the geometrical characteristics of the boundary roughness. Again, a complete formulation of the slip velocity can be found in ref [20] (eqs. 31 & 32). Equation (2) is interesting in the sense that the shear stress can be expressed without any adjustable parameter. The quantity describing the roughness of the inner rotating wall (s/σ) where s is the average gap between glued particles) has been taken equal to 0.4; its value is quite approximative because of the irregular distribution of glued

particles (see Fig.5) but we have checked that in a reasonable range (0.3 to 0.8) the theory always overestimate the experiments. Typical comparison between experimental results and theory issued from equation (2) is presented in figure 4 for the particles of 1mm and the volume fractions of 14% and 42%. We can notice also that the discrepancy increases with increasing the volume fraction. On the other hand, it is noticeable that the theory predicts the right order of magnitude for the shear stress. The deviations may probably come from the type of structures observed in the cell. The clustering effect depends on a characteristic length $L_* = \ell / \sqrt{1 - e^2}$, where ℓ is the mean free path of particles $\ell = 1/(\pi n \sigma^2)$ (with n the number of particles by unit volume), compared to the size L of the system[17][18]. If L_* is larger than L , no clusters can exist but inhomogeneities can still be present. In our experimental situations, we do not observe any proof of the existence of “real” clusters but the particles arrange themselves in annular structures (like “lines” of particles) regularly spaced in the vertical direction of the cell (fig. 5) and one can assume that these kinds of structures also arise in the gap between the two cylinders of the cell. This arrangement of particles under shear is more pronounced when the volume fraction is increased : we can guess it for the volume fraction of 28% and it is well formed at 42%. In this configuration, the momentum and energy transfers are preferentially performed between particles along the same line instead of in between particles of two different but adjacent lines, especially in the direction between the two walls of the cell. The effect of slip occurring at the wall of the shearing cell must be considered but it seems not to be sufficient. The slip, characterised by a slip velocity, may not only be determined by the geometrical properties of the roughness (as supposed in the theory) but seems to be also dependent on the structures existing inside the granular medium during shear. The fact that less momentum and energy can be transferred through particles in the direction perpendicular to the walls of the cell has the same effect as a larger slip velocity but that would depend on the volume fraction. Actually we observe that the agreement between theory and experiment becomes worse as the volume fraction – and the structuration - increases. Note that if one cancel the effect of slip velocity (setting $V=0$ in equation 2), the differences are even more important. This behavior and comparison between experiments and theory also acts for the particles of 2mm in diameter. For this system, an additional effect may also be considered : the size difference between the particles of the medium and the particles glued on the inner cylinder to create a rough surface (two times smaller). This gives a lower effective roughness which will also increase the slip effect.

Experimentally, the dependence of the shear stress as a function of the volume fraction can be directly retrieved from the slopes calculated on the curves of figures 3. Assuming all other parameters constant, the shear stress is a power law of ν , $S \approx \nu^\lambda$. The exponent λ is, for the particles of 1mm and 2mm, respectively of 2.4 and 1.9, which suggests a quadratic dependence on the solid volume fraction. On the contrary, the theoretical behavior versus ν contained in equation 2 gives an exponent close to 3.5 under the same conditions, considering the effect of the slip velocity and the range of volume fraction used in our experiments. The values of the stress function versus volume fraction reported in [15] show a broad dispersion in this range but the exponent seem to be still higher. It seems again that the existence of alignments at high volume fraction could be the explanation, but more systematic investigations have to be realised. Finally, we cannot, at this stage of the work, emphasize the dependence on the size of the particles since we only used two different sizes.

4 - Conclusion

We have investigated the rheological behavior of model granular media made of nearly elastic spherical particles in Couette flow. The experiments have been performed in microgravity, so we get rid of all spurious effects related to the weight of the particles and are in the “ideal “ situation to test the models about rapid shearing flows.

The shear stress exhibits a quadratic dependence versus the shear rate and a power law function upon the volume fraction as pointed out by previous experimental, numerical or theoretical works. Experimental results are compared to a theory issued from kinetic theory of gases. The theoretical values of the shear stress are of the same order but still larger as the experimental ones. These differences are related to the nature of the structures formed in the medium under shear which tends to increase the effect of slip on the rotating cylinder. As increasing the volume fraction, these structures tend to concentric “lines” of particles in the direction of the flow which may introduce more slipping effects, thus reducing the shear stresses. Further investigations focusing on the normal stress and on a systematic study on the influence of the size of the particles are underway.

Acknowledgment. This work has been supported by the National Center of Spatial Study (CNES) and we acknowledge for the possibility to use specially equipped aircraft for microgravity flights

References

- [1] Y. Grasselli, H. Herrmann, Physica A, **246**, 301 (1997)
- [2] D. Mueth, H. Jaeger, S. Nagel, Phys. Rev. E, **57**, 3164 (1998)
- [3] R. Behringer, Nonlinear Sci. Today, **3**(3), 1 (1993)
- [4] C. Campbell, Annu. Rev. Fluid. Mech., **22**, 57 (1990)
- [5] Y. Grasselli, H. Herrmann, J. Granular Matter, **1**, 1, 43 (1998)
- [6] M. Hopkins, M. Louge, Phys. Fluid. A, **3**(1), 47 (1991)
- [7] L. Bocquet, W. Losert, D. Schalk, T. Lubenski, J. Gollub, Phys. Rev. E, **65**, 11307 (2001)
- [8] P. Haff, J. Fluid. Mech., **134**, 401 (1983)
- [9] S. Savage, J. Jeffrey, J. Fluid. Mech., **110**, 255 (1981)
- [10] J. Jenkins, M. Richman, J. Fluid. Mech., **192**, 313 (1988)
- [11] J. Cao, G. Ahmadi, Part. Sci. and Tech., **13**, 133 (1995)
- [12] R. Bagnold, Proc. R. Soc. London Ser., A **225**, 49 (1954)
- [13] K. Craig, R. Buckholtz, G. Domoto, Trans. ASME J. Tribol., **109**, 232 (1987)
- [14] C. Campbell, J. Fluid. Mech., **203**, 449 (1989)
- [15] C. Campbell, Annu. Rev. Fluid. Mech., **22**, 57 (1990)
- [16] N. Carnahan, K. Starling, J. of Chem. Phys., **51**, 635 (1969)
- [17] M. Tan, I. Goldhirsch, Phys. Fluid., **9**(4), 856 (1997)
- [18] N. Sela, I. Goldhirsch, S. Noskowitz, Phys. Fluid., **8**(9), 2337 (1996)
- [19] J. Jenkins, Physics of dry granular media, H. Herrmann et al. eds, Kluwer Academic Publishers, 353 (1998)
- [20] M. Richman, Acta Mechanica, **75**, 227 (1988)

Captions of the figures

Figure 1 : Sketch of the experimental setup used to record the shear stress of a model granular medium in a cylindrical Couette geometry. The CCD camera is used to obtain a direct observations of the structures formed under shear. The experimental recordings are performed in microgravity.

Figure 2 : Stress fluctuations recorded at a constant shear rate as a function of time in apparent zero gravity. No critical fluctuations of the stress can be observed.

Figure 3 : Shear stress as a function of the square of the shear rate $\dot{\gamma}^2$ for different solid volume fraction v . Iron spherical particles of 1mm (a) and 2mm (b) in diameter. The linear behavior observed is an clear signature of the quadratic dependence on $\dot{\gamma}$.

Figure 4 : Comparison between experimental results (symbols) and theory retrieved from equation 2 (plain and dotted curves) for two volume fractions v . The overestimation of the theory in comparison to experiments increases while increasing v .

Figure 5 : Direct observation of the structures formed under shear for $v=14\%$, $v=28\%$ and $v=42\%$. Left pictures : state of the granular without flow (in the presence of gravity). Right pictures : state of the granular with the presence of shear and with a zero gravity. An annular structure with line of particles in the direction of the flow appears at high volume fraction.

FIGURE 1

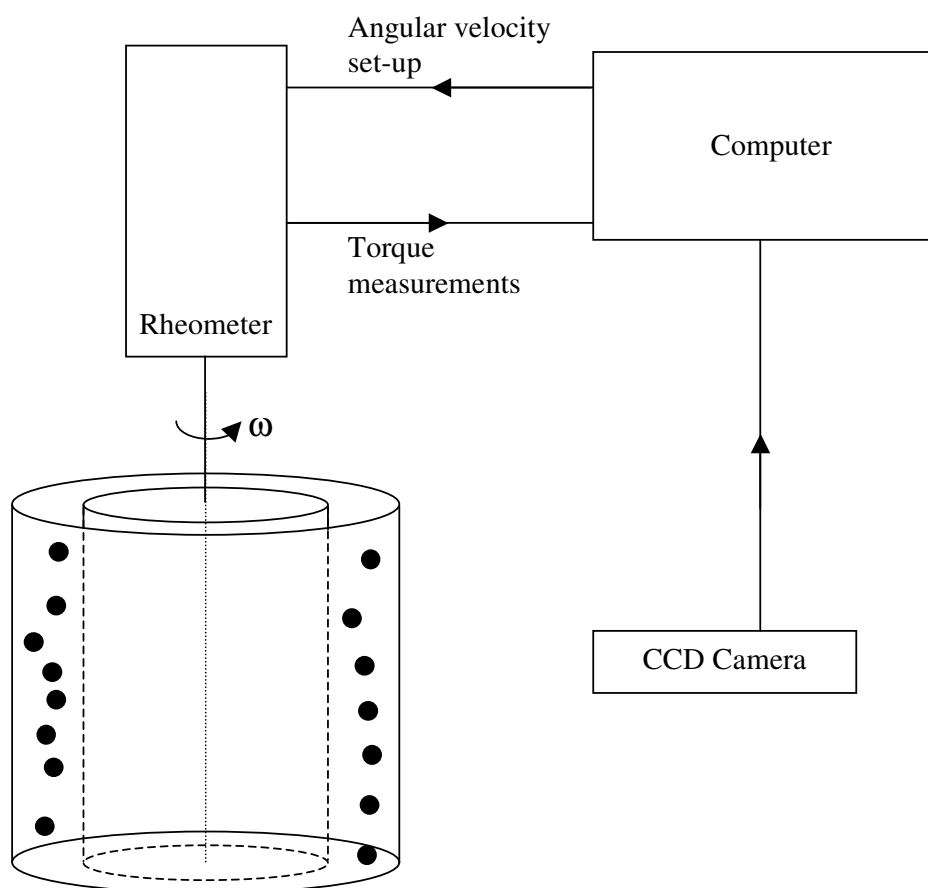


FIGURE 2

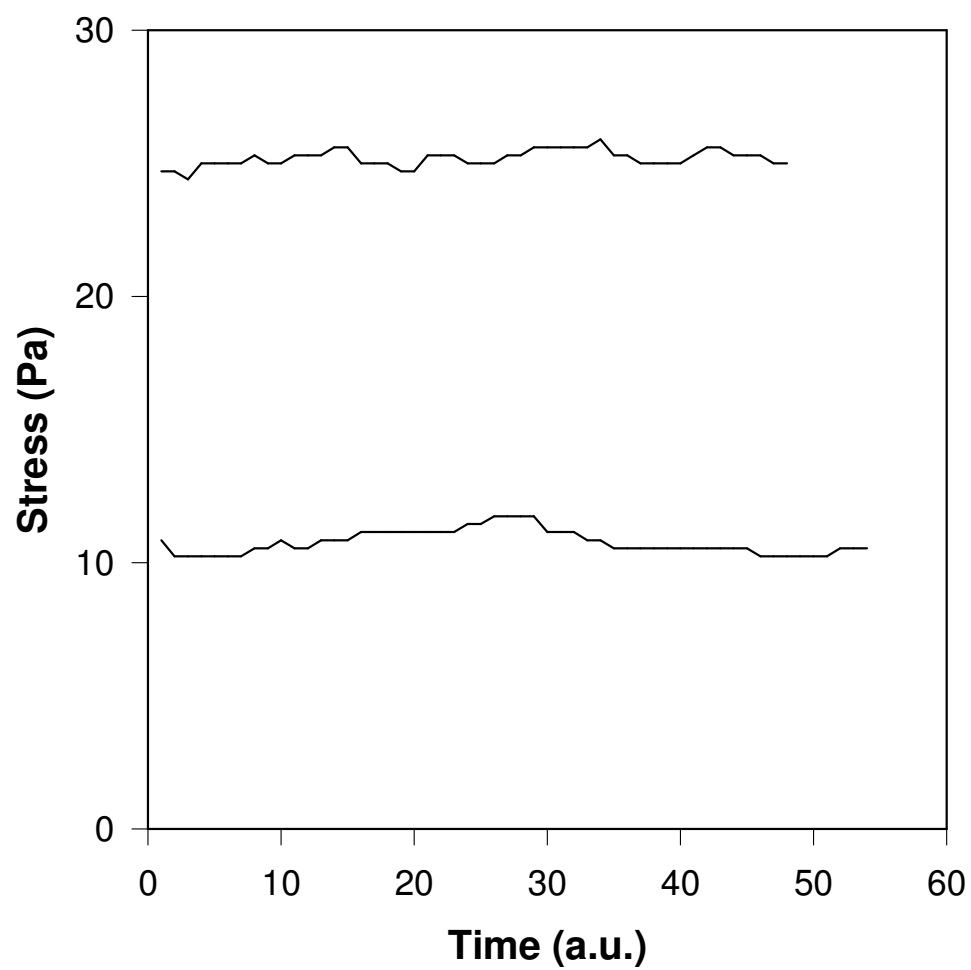


FIGURE 3a

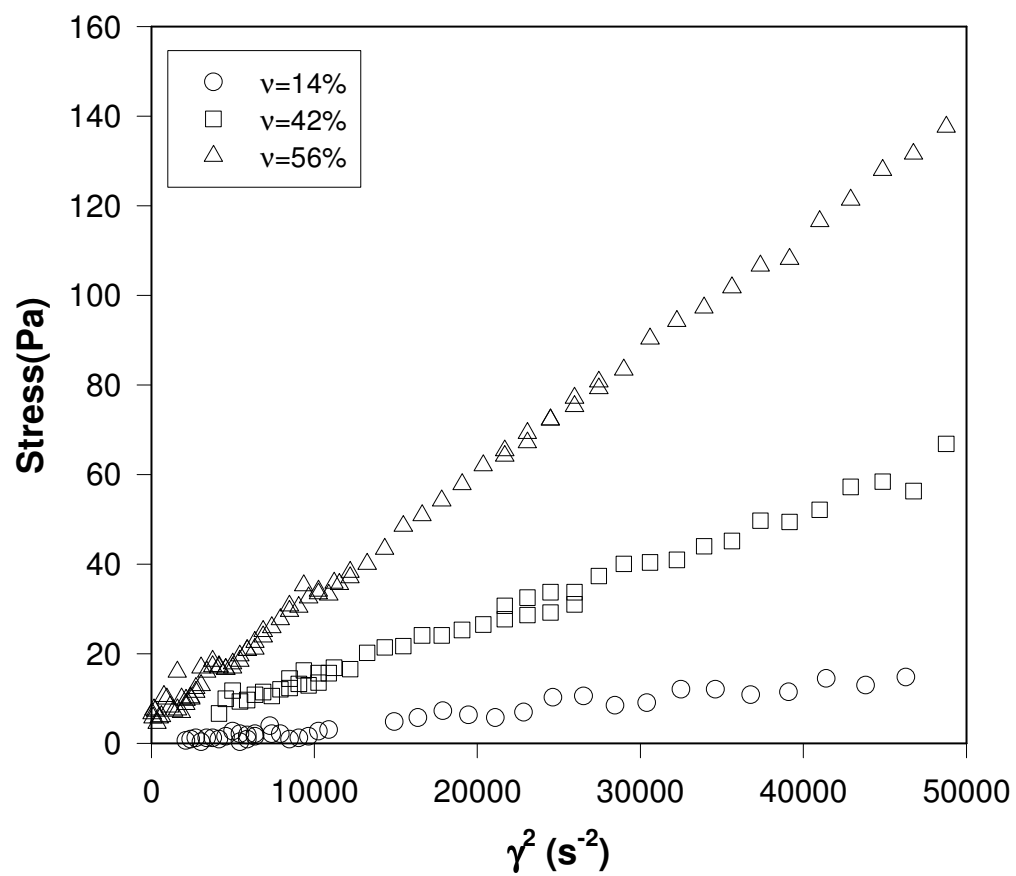


FIGURE 3b

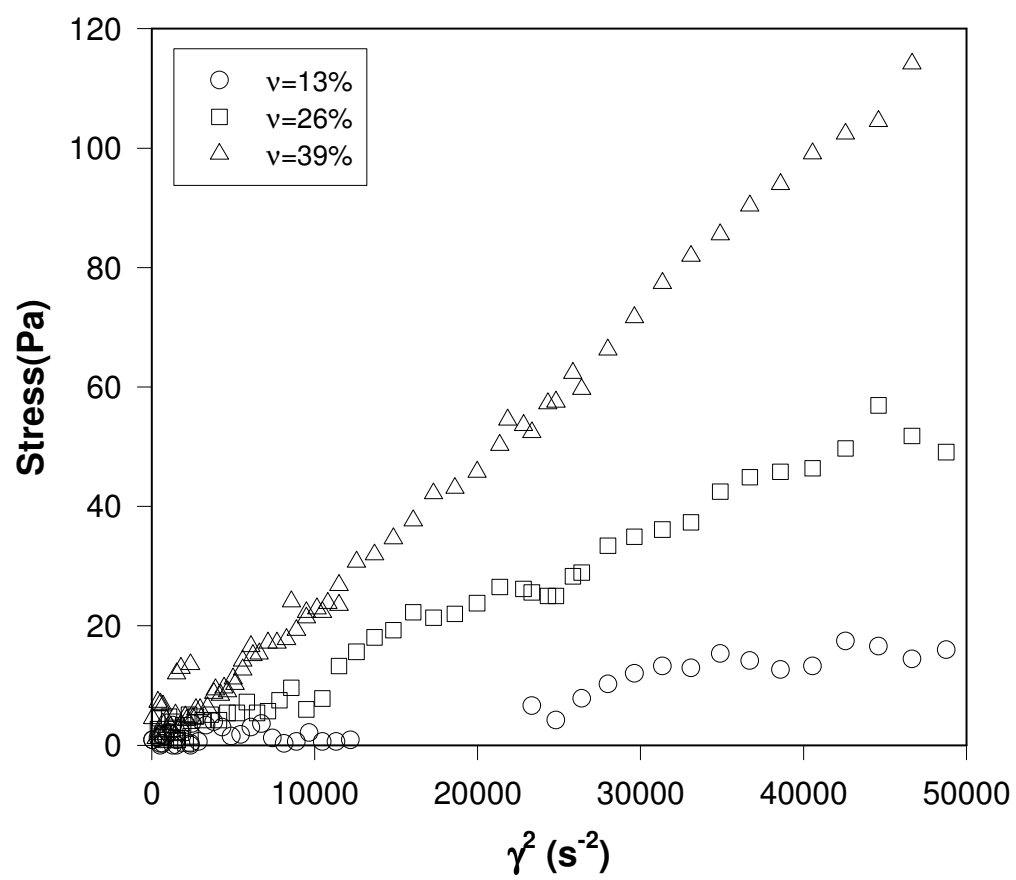


FIGURE 4

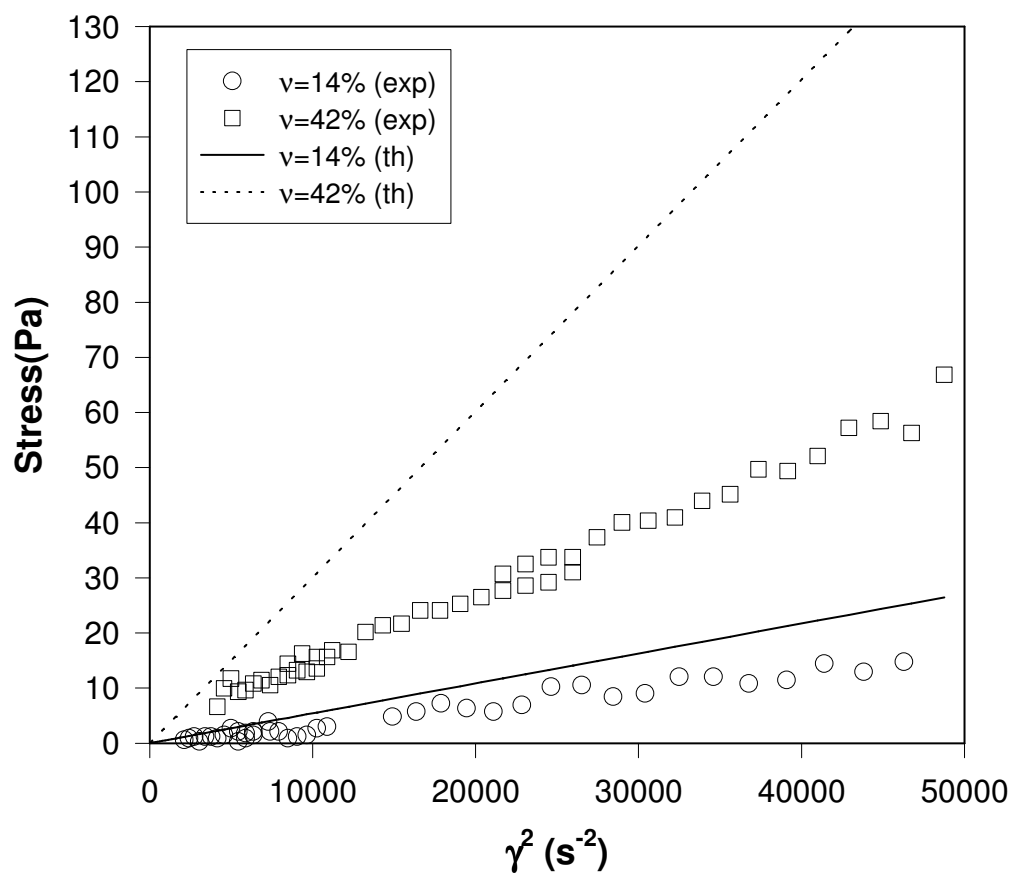


FIGURE 5

