

Small adiabatic polaron with a long-range electron-phonon interaction

A.S.Alexandrov¹ and B.Ya.Yavidov^{1,2}

¹*Department of Physics, Loughborough University, Leicestershire, LE11 3TU UK*

²*Nukus State Pedagogical Institute named after A'jiniyaz, 742005 Nukus, Karakalpakstan, Uzbekistan*

Two-site single electron system interacting with many vibrating ions of a lattice via a long-range (Fröhlich) electron-phonon interaction is studied in the adiabatic regime. The renormalised hopping integral of small adiabatic Fröhlich polarons is calculated and compared with the hopping integral of small adiabatic Holstein polarons.

PACS numbers:

If phonon frequencies are very low, the local lattice deformation due to the electron-phonon interaction can trap the electron. This *self-trapping* phenomenon was predicted by Landau [1]. It has been studied in greater detail by Pekar [2], Fröhlich [3], Feynman [4], Devreese [5] and other authors in the effective mass approximation, which leads to a so-called *large polaron*.

When the electron-phonon coupling is relatively strong, $\lambda = E_p/D > 1$, all electrons in the Bloch band are "dressed" by phonons. In this regime the electron kinetic energy, which is less than the half-bandwidth (D), is small compared with the potential energy due to a local lattice deformation, E_p , caused by electrons themselves. Here the finite bandwidth is essential, and the effective mass approximation cannot be applied. The electron is called a *small polaron* in this regime. The main features of small polarons were understood by Tjablikov [6], Yamashita and Kurosawa [7], Sewell [8], Holstein [9] and his school [10, 11], Lang and Firsov [12], Eagles [13], and others and described in several review papers and textbooks [5, 14, 15, 16, 17, 18]. In particular, in his pioneering study of the small polaron dynamics Holstein [9] introduced a two-site molecular model of a single electron coupled with local (molecular vibrations). He derived a renormalised (polaron) hopping integral for two extreme cases, the nonadiabatic, $\omega \geq t$ and adiabatic, $\omega \ll t$, where t is the bare (unrenormalised) hopping integral, and ω is the characteristic phonon energy. An exponential reduction of the bandwidth at large values of λ is a hallmark of small polarons. The self-trapping is never "complete" even in the strong-coupling regime, that is any polaron can tunnel through the lattice. Only in the extreme *adiabatic* limit, when the phonon frequencies tend to zero, the self-trapping is complete, and the polaron motion is no longer translationally continuous.

In the last years quite a few numerical and advanced analytical studies confirmed these and subsequent [12] analytical results (see, for example, [19, 20, 21, 22, 23, 24, 25, 26, 27, 28, 29, 30, 31, 32, 33, 34, 35]). At the same time polarons were experimentally recognised as quasiparticles in novel materials, in particular, in superconducting cuprates and colossal magnetoresistance manganites [36].

Small polarons are very heavy due a local character

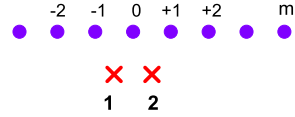


FIG. 1: Electron interacting with infinite chain of ions via long-range interaction performing a hop between two sites 1 and 2.

of the electron-phonon interaction in the Holstein model, so that their huge effective mass created some prejudices with respect to any relevance of polarons to real oxides. However, it was pointed out that small polarons could be quite mobile if one takes into account a more realistic long-range interaction with phonons in ionic solids [37]. Indeed the Monte-Carlo [33] and other calculations [38, 39] proved that small polarons with a long-range Fröhlich interaction are a few orders of magnitude lighter than the small Holstein polarons (SHP) with the same binding energy. All numerical and analytical results for these, so-called small Fröhlich polarons (SFP) [33], were obtained in the nonadiabatic or near-nonadiabatic regimes. Here we extend these studies to the adiabatic region.

We consider an extended Holstein model of an electron hopping between two sites, but interacting with all surrounding ions of the lattice via a long-range electron-phonon coupling, like in a simple case of a one-dimensional ionic chain, vibrating in the direction, perpendicular to the chain, as shown in Fig.1.

For simplicity, sites 1 and 2 are not vibrating, but the interaction with their vibrations can be easily included in our model. The model mimics *high* - T_c cuprates, where in-plane (CuO_2) carriers are strongly coupled with the *c*-axis polarized vibrations of *apical* oxygen ions [40]. We

derive an analytical expression for the renormalised hopping integral and compare it with SHP in the adiabatic limit.

The Hamiltonian of the model is

$$H = H_{ph} + H_e + H_{e-ph} \quad (1)$$

where

$$H_{ph} = \sum_{\mathbf{m}} \left(-\frac{\partial^2}{2M\partial u_m^2} + \frac{M\omega^2 u_m^2}{2} \right) \quad (2)$$

is the Hamiltonian of vibrating ions,

$$H_{e-ph} = \sum_{\mathbf{i}=1,2} \sum_m c_{\mathbf{i}}^\dagger c_{\mathbf{i}} f_m(\mathbf{i}) u_m \quad (3)$$

describes interaction between the electron and the ions, and $H_e = -t(c_1^\dagger c_2 + H.c.)$ is the electron hopping energy. Here u_m is the displacement and $f_m(\mathbf{i})$ is an interacting force between electron on site \mathbf{i} and the m -th ion. M is the mass of vibrating ions and ω is their frequency.

The wave function is a superposition of two normalized Wannier functions $W(\mathbf{r})$, localized on the left and the right sites,

$$\Psi = a_1(u_m)W(\mathbf{r}-1) + a_2(u_m)W(\mathbf{r}-2), \quad (4)$$

The Schrödinger equation is reduced to two coupled second order differential equations with respect to the *infinite* number of vibrational coordinates u_m

$$\left[E - \sum_m (H_{ph} - f_m(1)u_m) \right] a_1(u_m) = t a_2(u_m) \quad (5)$$

$$\left[E - \sum_m (H_{ph} - f_m(2)u_m) \right] a_2(u_m) = t a_1(u_m) \quad (6)$$

Let us first discuss the nonadiabtic regime. Following Holstein [9] we apply a perturbation approach with respect to the hopping integral. In the zero order ($t=0$) the electron is localized either on the left or on the right site, so that

$$a_1^l(u_m) = \exp \left[-\frac{M\omega}{2} \sum_m \left(u_m + \frac{f_m(1)}{M\omega^2} \right)^2 \right], a_2^l(u_m) = 0 \quad (7)$$

or

$$a_1^r(u_m) = 0, a_2^r(u_m) = \exp \left[-\frac{M\omega}{2} \sum_m \left(u_m + \frac{f_m(2)}{M\omega^2} \right)^2 \right] \quad (8)$$

In the first order $a_1(u_m)$ and $a_2(u_m)$ are linear combinations of $a_1^l(u_m)$ and $a_2^r(u_m)$ as

$$\begin{pmatrix} a_1(u_m) \\ a_2(u_m) \end{pmatrix} = \alpha \begin{pmatrix} a_1^l(u_m) \\ 0 \end{pmatrix} + \beta \begin{pmatrix} 0 \\ a_2^r(u_m) \end{pmatrix}. \quad (9)$$

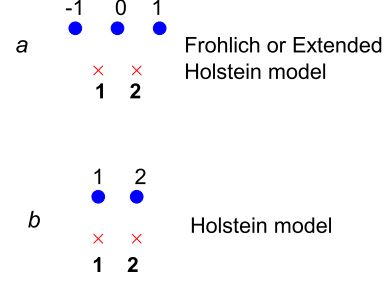


FIG. 2: Schematic representation of the Fröhlich (or Extended Holstein) model and the Holstein model. The electron on the site 1 interacts (a) with the sites $m=1$ and $m=0$ and (b) with only site $m=1$ of the ion chain, in the Fröhlich and the Holstein model, respectively.

Substituting Eq.(9) into Eq.(5) and Eq.(6) one gets a system of linear equations with respect to α and β . The standard [9] secular equation for the energy is

$$\det \begin{pmatrix} E - N\omega/2 + E_p & \tilde{t} \\ \tilde{t} & E - N\omega/2 + E_p \end{pmatrix} = 0 \quad (10)$$

where $E_p = \sum_m f_m^2(1)/2M\omega^2$ is the polaronic shift, N is the number of ions in the chain and

$$\tilde{t} = t \left[\int a_1^l(u_m) a_2^r(u_m) du_m / \int |a_1^l(u_m)|^2 du_m \right] \quad (11)$$

is a renormalised hopping integral. Then the lowest energy levels of the system are found as $E_{\pm} = N\omega/2 - E_p \pm \tilde{t}$. The evaluation of Eq.(11) with explicit $a_1^l(u_m)$ and $a_2^r(u_m)$ results in $\tilde{t} = t \exp(-g^2)$, where

$$g^2 = \frac{1}{2M\omega^2} \sum_m (f_m^2(1) - f_m(1)f_m(2)). \quad (12)$$

The same expression for polaronic shift was obtained in Ref. [33] by using the canonical Lang-Firsov transformation. We would like to stress that the model yields less renormalization of the effective mass than the Holstein model. For simplicity let us take into account only nearest-neighbors interactions, as Fig.2a. In this case our model yields $E_p = f_0^2(1)/M\omega^2$ and the mass renormalization $m^*/m = \exp(E_p/2\omega)$, while the Holstein model with the local interaction, Fig.2b, yields $m^*/m = \exp(E_p/\omega)$.

The factor 1/2 in the exponent provides much lighter Fröhlich small polarons compared with the Holstein model, Fig. 3. If one considers the Coulomb-like interaction with the whole upper chain, one gets the factor

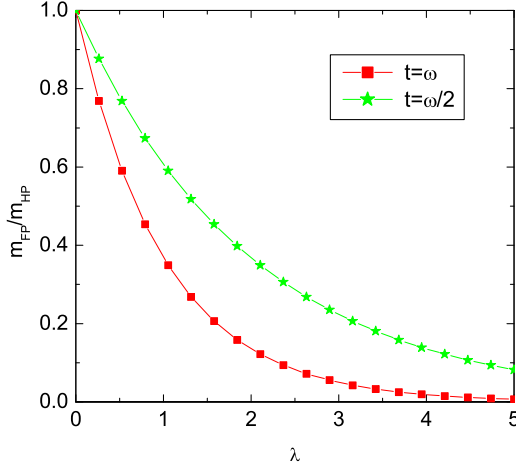


FIG. 3: Ratio of masses of nonadiabatic Fröhlich and Holstein small polarons as a function of the electron-phonon coupling constant λ at different values of ω/t .

0.39 [33] instead of 0.5 in the exponent, that means even less renormalised effective mass.

In the opposite adiabatic regime we use the Born-Oppenheimer approximation representing the wave function as a product of wave functions describing the "vibrating" ions, $\chi(u_m)$, and the electron with a "frozen" ion displacements, $(\psi(u_m) \varphi(u_m))^T$ (T means transpose matrix). Terms with the first and second derivatives of the "electronic" functions $\psi(u_m)$ and $\varphi(u_m)$ are small compared with the corresponding terms with derivatives of $\chi(u_m)$. The wave function of the "frozen" state obeys the following equations

$$\left[E(u_m) - \sum_m f_m(\mathbf{1}) u_m \right] \psi(u_m) - t \varphi(u_m) = 0 \quad (13)$$

$$-t \psi(u_m) + \left[E(u_m) - \sum_m f_m(\mathbf{2}) u_m \right] \varphi(u_m) = 0. \quad (14)$$

The lowest energy is

$$E(u_m) = \frac{1}{2} \sum_m f_m^+ u_m - \left[\frac{1}{4} (\sum_m f_m^- u_m)^2 + t^2 \right]^{1/2}, \quad (15)$$

that plays a role of potential energy in the equation for $\chi(u_m)$

$$\left[E - \sum_m H_{ph} - E(u_m) \right] \chi(u_m) = 0. \quad (16)$$

Here $f_m^+ = [f_m(\mathbf{1}) + f_m(\mathbf{2})]$ and $f_m^- = [f_m(\mathbf{1}) - f_m(\mathbf{2})]$. Because of the infinite number of variables, Eq.(16) can not be reduced to a double-well potential problem [9]. However, in the nearest-neighbor approximation with three relevant ions in the upper row, Fig.2a, it can. Indeed, using the transformation $\xi_m = u_m + u_{-m}$ and $\eta_m = u_m - u_{-m}$ and $f_m^+ = f_m^+$, $f_m^- = -f_m^-$, one can rewrite the latter equation as

$$\left(E - 2\omega + \frac{3}{4} E_p + \frac{\partial^2}{2\mu \partial \eta_1^2} - U(\eta_1) \right) \chi(\eta_1) = 0. \quad (17)$$

Here

$$U(\eta_1) = \frac{\mu \omega^2 \eta_1^2}{2} - \left[\frac{1}{4} (f_1^- \eta_1)^2 + t^2 \right]^{1/2} \quad (18)$$

is the familiar double-well potential, and $\mu = M/2$. Then the determination of the energy splitting is similar to the case considered in [9]. The splitting appears due to penetrable character of the double-well potential:

$$\Delta E = \frac{\tilde{\omega}}{\pi} \exp \left[-2 \int_0^{\eta_{tp}} |p(\eta_1)| d\eta_1 \right], \quad (19)$$

where $\eta_{tp} = 1 - 1/\sqrt{\mu \tilde{\omega}}$ is the classical turning point corresponding to the energy of the ground state $E_0 = \tilde{\omega}/2 + U_{min}(\eta_1)$ and $p(\eta_1) = \sqrt{2\mu(E_0 - U(\eta_1))}$ is the classical momentum. The result is $\Delta E = \Delta \exp(-g_F^2)$, where

$$\Delta = \frac{\tilde{\omega}}{\pi} \sqrt{\frac{E_p}{2\omega} \kappa^{3/2}} \left(1 - \sqrt{1 - \left(\frac{E_p}{2\omega} \kappa^{3/2} \right)^{-1}} \right), \quad (20)$$

and

$$g_F^2 = \frac{E_p}{2\omega} \kappa^{1/2} \sqrt{1 - \left(\frac{E_p}{2\omega} \kappa^{1/2} \right)^{-1}}. \quad (21)$$

Here $\tilde{\omega} = \omega \sqrt{\kappa}$ is the renormalised phonon frequency, $\kappa = (1 - 1/\lambda^2)$ and $\lambda = E_p/(2t)$. In the Holstein model one should replace E_p in Eq.(20) and Eq.(21) by $2E_p$. The comparison of two models shows that the polaron in the Fröhlich model remains much lighter, than the Holstein polaron also in adiabatic regime, Fig.4.

In conclusion, we have solved an extended Holstein model with a long-range Fröhlich interaction in the adiabatic limit. We have found the hopping integral of SFP, and compared it with SHP. The small adiabatic Fröhlich polaron is found many orders of magnitude lighter than the small Holstein polaron both in the nonadiabatic and adiabatic, Fig.4, regimes. One of us (B.Ya.Ya) is grateful to NATO and the Royal Society for their financial support (grant PHJ-T3). We also acknowledge the support of Leverhulme Trust, UK.

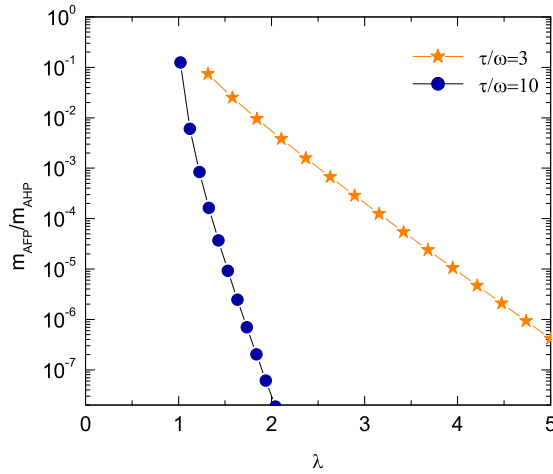


FIG. 4: Ratio of the SFP mass to the SHP mass as a function of λ in the adiabatic regime.

-
- [1] L.D.Landau, *J. Phys. (USSR)* **3**, 664 (1933).
 - [2] S.I.Pekar, *Zh. Eksp. Teor. Fiz.* **16**, 335 (1946).
 - [3] H.Fröhlich, *Adv. Phys.* **3**, 325 (1954).
 - [4] R.P.Feynman, *Phys. Rev.* **97**, 660 (1955).
 - [5] J.T.Devreese, in *Encyclopedia of Applied Physics*, edited by G.L.Trigg (VCH Publishers, New York, 1996), Vol. **14**, p. 383 and references therein.
 - [6] S.V.Tjablikov, *Zh.Eksp.Teor.Fiz.* **23**, 381 (1952).
 - [7] J.Yamashita and T. Kurosawa, *J. Phys. Chem. Solids* **5**, 34 (1958).
 - [8] G.L.Sewell, *Phil. Mag.* **3**, 1361 (1958).
 - [9] T.Holstein, *Ann. Phys.* **8**, 325 (1959); *ibid* **8**, 343 (1959).
 - [10] L.Friedman and T.Holstein, *Ann. Phys.* **21**, 494 (1963).
 - [11] D.Emin and T.Holstein, *Ann. Phys.* **53**, 439 (1969).
 - [12] I.G.Lang and Yu.A.Firsov, *Zh. Eksp. Teor. Fiz.* **43**, 1843 (1962) [*Sov. Phys. JETP* **16**, 1301 (1963)].
 - [13] D.M.Eagles, *Phys. Rev.* **130**, 1381 (1963); *ibid* **181**, 1278 (1969); *ibid* **186**, 456 (1969).
 - [14] J.Appel, in *Solid State Physics*, (eds. F.Seitz, D.Turnbull and H.Ehrenreich (Academic Press, New York, 1968), Vol. **21**).
 - [15] *Polarons*, edited by Yu.A.Firsov (Nauka, Moscow, 1975).
 - [16] H.Böttger and V.V.Bryksin, *Hopping Conduction in Solids* (Academie-Verlag, Berlin, 1985).
 - [17] G.D.Mahan, *Many Particle Physics* (Plenum Press, New York, 1990).
 - [18] A.S. Alexandrov and N.F. Mott, *Rep. Prog. Phys.* **57**, 1197 (1994); *Polarons and Bipolarons* (World Scientific, Singapore, 1995).
 - [19] A.A.Gogolin, *Phys.Status Solidi* **B109**, 95 (1982).
 - [20] A.S.Alexandrov, *Phys. Rev.* **B46**, 2838 (1992).
 - [21] V.V.Kabanov and O.Yu.Mashtakov, *Phys. Rev.* **B47**, 6060 (1993).
 - [22] A.S.Alexandrov, V.V.Kabanov, and D.K.Ray, *Phys. Rev.* **B49**, 9915 (1994).
 - [23] A.R.Bishop and M.I.Salkola, in *Polarons and Bipolarons in High- T_c Superconductors and Related Materials* edited by E.K.H.Salje, A.S.Alexandrov, and W.Y.Liang (Cambridge University Press, Cambridge, England, 1995), p. 353
 - [24] F.Marsiglio, *Physica C* **244**, 21 (1995).
 - [25] Y.Takada and T.Higuchi, *Phys. Rev.* **B52**, 12720 (1995).
 - [26] H.Fehske, J.Loos, and G.Wellein, *Z. Phys.* **B104**, 619 (1997).
 - [27] T.Hotta and Y.Takada, *Phys. Rev. B* **56**, 13 916 (1997).
 - [28] A.H.Romero, D.W.Brown and K.Lindenberg, *J. Chem. Phys.* **109**, 6504 (1998).
 - [29] A.La Magna and R.Pucci, *Phys. Rev.* **B53**, 8449 (1996).
 - [30] P.Benedetti and R.Zeyher, *Phys. Rev.* **B58**, 14320 (1998).
 - [31] T.Frank and M.Wagner, *Phys. Rev. B* **60**, 3252 (1999).
 - [32] J.Bonca, S.A.Trugman, and I.Batistic, *Phys. Rev.* **B60**, 1633 (1999).
 - [33] A.S.Alexandrov and P.E.Kornilovich, *Phys. Rev. Lett.* **82**, 11807 (1999).
 - [34] L.Proville and S.Aubry, *Eur. Phys. J. B* **11**, 41 (1999).
 - [35] A.S.Alexandrov, *Phys. Rev.* **B61**, 12315 (2000).
 - [36] see for example: D.Mihailovic, C.M.Foster, K.Voss and A.J.Heeger, *Phys. Rev.* **B42**, 7989 (1990); P.Calvani, M.Capizzi, S.Lupi, P.Maselli, A.Paolone, P.Roy, S-W.Cheong, W.Sadowski and E.Walker *Solid State Commun.* **91**, 113 (1994); G.Zhao, M.B.Hunt, H.Keller, and K.A.Müller, *Nature* (London) **385**, 236 (1997); A.Lanzara, P.V.Bogdanov, X.J.Zhou, S.A.Kellar, D.L.Feng, E.D.Lu, T.Yoshida, H.Eisaki, A.Fujimori, K.Kishio, J.I.Shimoyama, T.Noda, S.Uchida, Z.Hussain, Z.X.Shen, *Nature* (London) **412**, 510 (2001); T.Egami,

- J. Low Temp. Phys.* **105**, 791 (1996); D.R.Temprano, J.Mesot, S.Janssen, K.Conder, A.Furrer, H.Mutka, and K.A.Müller, *Phys. Rev. Lett.* **84**, 1990 (2000); Z.X.Shen, A.Lanzara, S.Ishihara, N.Nagaosa, *Phil. Mag.* **B82**, 1349 (2002).
- [37] A.S.Alexandrov, *Phys. Rev. B* **53**, 2863 (1996).
- [38] J.Bonca and S.A.Trugman, *Phys. Rev. B* **64**, 094507 (2001).
- [39] H.Feshke, J.Loos, and G.Wellein, *Phys. Rev. B* **61**, 8016 (2000).
- [40] T.Timusk, C.C.Homes, and W.Reichardt, in *Anharmonic Properties of High-TC Cuprates*, edited by D.Mihailovic *et al.* (World Scientific, Singapore, 1995), p.171