

Local Pressure Tensor in Computer Simulations of Molecular Systems

Hendrik Heinz^{*#}, Wolfgang Paul[#], and Kurt Binder[#]

[#] Institute of Physics, WA 331, Johannes-Gutenberg-University of Mainz, D-55099 Mainz, Germany

^{*} Department of Materials, Institute of Polymers, ETH Zurich, Universitaetsstr. 6, CH-8092 Zurich, Switzerland; correspondence to hendrik.heinz@mat.ethz.ch

PACS numbers: 02.70.Ns, 05.20.Jj, 51.35.+a, 61.43.Bn

Abstract

Local pressures, pressure profiles, and average pressures have been employed to monitor inhomogeneities and dynamics in various systems. However, the calculation of pressures in computer simulations involved restrictions to pairwise potentials, partly homogeneous systems, as well as other conceptual and methodological ambiguities. After a brief discussion of the widely used methods, we develop a general method to calculate local pressures and pressure profiles in systems with inhomogeneities in all spatial directions in the presence of n -body interactions ($n = 2, 3, 4, \dots$). The pressure across a plane consists of a kinetic contribution from the linear momentum of the particles, plus the resulting force due to those many-body interactions that are fully dissected by that plane. Different degrees of averaging are discussed: over a cross-section of the box, and over the entire box. The known methods of pressure calculation (Irving-Kirkwood, method of planes, virial formula) are obtained as special cases.

Our method is valid for any system of particles, but may be especially useful for computations of condensed-matter systems in biophysical and materials applications, where complex interactions between the atoms (angles, torsions, etc.) and structural inhomogeneities are frequent.

1. INTRODUCTION

When we consider a system of particles with forces acting between them, we can define a local pressure or a pressure related to a larger subsystem of those particles. The basic idea is the definition of the pressure as a force across a unit area. A variety of applications has been reported, for example in systems of fermions [1], fluids [2-4], polymer melts [5, 6], confined polymers [7], or charged surfaces [8]. Pressure profiles are also key indicators in the description of conformational changes of membrane proteins [9, 10]. Phase transitions may be characterized with local pressures as an order parameter [11].

The calculation of pressures and pressure profiles in computer simulations requires conceptual and methodological clarity. A conceptual problem is that commonly only two-body forces between the particles are considered. They are often not sufficient for modeling biochemical or materials systems [12, 13], and a generalization to incorporate many-body forces is necessary. It should also become possible to calculate pressure profiles in completely inhomogeneous systems and to understand where averaging is appropriate. Methodologically, pressure calculation is not covered coherently in textbooks [14-18], and ambiguity about the use of different methods remains [2, 4, 6, 7, 19-21]. We aim to clarify this situation by introducing a comprehensive method to calculate local pressure tensors allowing for any type of interactions between the particles and for any inhomogeneities of the system in any direction. We will then explain averaging over a cross-section of the box or over the whole box, respectively.

The outline of the paper is, therefore, as follows. First, we summarize the existing methods to calculate pressure with emphasis on the method of Irving and Kirkwood [19], the method of planes [2], the virial theorem [14, 22], and state their limitations (section 2). Afterwards, we develop our approach for calculating local pressures in a fully inhomogeneous system with the possibility for n -body interactions ($n = 2, 3, 4, \dots$) (section 3.A). Subsequently, we consider the simpler case where pressure profiles are taken along an entire cross-section of the box, showing the equivalence to the method of planes [2] (section 3.B). Finally, we calculate an average pressure over the whole box, giving a proof for the known virial formula in tensor form (section 3.C). We conclude our paper with a summary.

2. EXISTING METHODS FOR PRESSURE TENSOR CALCULATION

2.A. Definition of the pressure tensor

Let us begin with the definition of the pressure.²³ We consider a small cube or a cuboid bounded by areas A_α that are perpendicular to the Cartesian axes $\alpha = x, y, z$. The resulting forces F_β in the direction of the Cartesian axes $\beta = x, y, z$, acting on each boundary area A_α , yield the elements $p_{\beta\alpha}$ of the pressure tensor as

$$p_{\beta\alpha} = \frac{F_\beta}{A_\alpha}. \quad (1)$$

This definition can be made as much local as is the range of interactions between the particles in and around the cuboid considered. Both side lengths of the face A_α should be in the range of the interatomic interaction in order to ensure the assignment of sufficient forces acting across A_α . When the considered area is larger, $p_{\beta\alpha}$ assumes the character of a statistical average over the area A_α .

An alternative approach to calculate the pressure is based on the thermodynamic relation

$$p = -\left(\frac{\partial A}{\partial V}\right)_T, \quad (2)$$

where A is the free energy of the system, V the volume, and T the temperature. Generally, the change in free energy dA , which is equal to the infinitesimal work δW at constant temperature, is the result of either tensile or shear stress, and the quantity dV can be written as

$$dV = A_\alpha d\beta. \quad (3)$$

Therefore, we can derive Eq. (1) from Eq. (2) as:

$$p_{\beta\alpha} = -\left(\frac{\partial A}{\partial V}\right)_T = -\frac{1}{A_\alpha} \left(\frac{\partial W}{\partial \beta}\right)_T = \frac{F_{\beta\alpha}}{A_\alpha}. \quad (4)$$

A conceptual difficulty is that free energies, like entropy and unlike mechanical quantities, are well defined only if averaging over a large number of atomic degrees of freedom is involved: therefore, the size of the rectangular box cannot be too small for this approach. Moreover, free energies are usually difficult to calculate in molecular simulation.

In this paper, we will consider equilibrium systems only. However, it is possible to add local streaming velocities and extend our considerations for nonequilibrium systems.

2.B. The method of Irving and Kirkwood

To obtain point function stress tensors and pressure profiles, Irving and Kirkwood proposed a straightforward method based on the equations of hydrodynamics [19]. A possible interpretation with respect to a system of discrete particles is as follows: We extend the given point function to small cuboids of finite size, bounded by areas A_α . The pressure is then considered as a momentum flux $d\vec{p}$ by the particles passing through A_α in a given time dt . Two additive contributions arise, one from the instantaneous velocity of each penetrating particle, the other from the forces across A_α between particles that are separated from each other by this area. The result, in this coarsened notation, reads as:

$$p_{\beta\alpha}(\alpha', \beta', \gamma') = \frac{1}{2A_\alpha(\beta', \gamma')\Delta\alpha} \left\langle \sum_{i \in (\Delta V = 2A_\alpha\Delta\alpha)} m_i v_{i\beta} v_{i\alpha} \right\rangle + \frac{1}{A_\alpha(\beta', \gamma')} \left\langle \sum_{\vec{r}_{ij} \cap A_\alpha} F_{ij\beta} \right\rangle. \quad (5)$$

α , β , and γ are specified to be in a certain small range within the box size with δ functions. For the kinetic part of the pressure, it is practical to define a volume element as a cuboid of cross-section $A_\alpha(\beta', \gamma')$ with $\alpha \in [\alpha' - \Delta\alpha, \alpha' + \Delta\alpha]$ to sample the velocities. The second part due to interatomic forces includes all pairwise interatomic forces across $A_\alpha(\beta', \gamma')$ within the entire distance range of those forces. Eq. (5) is a useful notation for computational purposes, while the exact Irving-Kirkwood result is the limit for $\Delta\alpha \rightarrow 0$, $\Delta\beta \rightarrow 0$, $\Delta\gamma \rightarrow 0$, for the point-function stress tensor as a result of time-averaging only (without additional volume averaging). We note the following: (i) The method is accurate and is valid for inhomogeneous systems. However, it is restricted to pairwise potentials. (ii) The potential part of the exact stress tensor [19] contains terms of the form $\vec{F}_{ij} \cdot \vec{r}_{ij}^T$ with a factor $1/V$, which is given by an integration over three δ functions. When we specify our surface area $A_\alpha(\beta', \gamma')$ perpendicular to the α axis, the terms $\vec{F}_{ij} \cdot \vec{r}_{ij}^T$ for the respective column of the pressure tensor are given as $\vec{F}_{ij} \cdot r_{ij\alpha}$, and the respective volume V for each such contribution is $V = A_\alpha r_{ij\alpha}$. Thus, the contribution of internal forces to the local pressure reads

as shown in Eq. (5), equivalent to the pressure definition in Eq. (1). We will begin from this point with the inclusion of many-body interactions (section 3.A). (iii) Two alternative methods to that of Irving and Kirkwood [19] gave rise to ambiguous results. Harasima [20] includes contributions of forces whose center line does not cross A_α [4, 7]. Then, the intermolecular forces are no longer related to the considered area A_α . In the IK1-approach [2], a variation of the Irving-Kirkwood formula, certain forces across the area A_α are eliminated, and noticeable deviations to the Irving-Kirkwood results arise [7]. We believe that neither of these alternatives is suitable.

2.C. The method of planes

Todd, Evans, and Daivis [2] introduced a different approach to calculate pressure profiles. The system is allowed to have an inhomogeneity in the direction of α but homogeneity in the other two spatial directions is required. The pressure at a certain coordinate α' is:

$$p_{\beta\alpha}(\alpha') = \frac{1}{2A_\alpha\Delta\alpha} \left\langle \sum_{\alpha' - \Delta\alpha \leq \alpha_i \leq \alpha' + \Delta\alpha} m_i v_{i\beta} v_{i\alpha} \right\rangle + \frac{1}{2A_\alpha} \left\langle \sum_{i=1}^N F_{i\beta} \text{sgn}(\alpha_i - \alpha') \right\rangle. \quad (6)$$

Computational efficiency increases with a small $\Delta\alpha$, while the exact result is formulated for $\Delta\alpha \rightarrow 0$ [2]. A_α must be a cross-section of the entire box, and no inhomogeneity in any other direction than α is allowed. Eq. (6) consists of the usual kinetic term and a potential term for the pressure. Any type of interaction between the particles is acceptable here, and \vec{F}_i specifies the net force on particle i . For pairwise interactions and a small A_α , the method of planes result is reduced to the Irving-Kirkwood result Eq. (5).

2.D. The virial theorem for the pressure at the box boundaries

The virial theorem has been used for a long time to compute average pressures for an entire closed box. Derivations for the scalar pressure,

$$p = \frac{p_{xx} + p_{yy} + p_{zz}}{3} = \frac{1}{3V} \left(\left\langle \sum_{i=1}^N m_i \vec{v}_i \cdot \vec{v}_i \right\rangle + \left\langle \sum_{i=1}^N \vec{F}_i \cdot \vec{r}_i \right\rangle \right), \quad (7)$$

are found in the well-known literature [16, 22], while this is not the case for the tensor form [14-25]:

$$\vec{P} = \frac{1}{V} \left(\left\langle \sum_{i=1}^N m_i \vec{v}_i \cdot \vec{v}_i^T \right\rangle + \left\langle \sum_{i=1}^N \vec{F}_i \cdot \vec{r}_i^T \right\rangle \right). \quad (8)$$

We will provide a simple derivation and discuss the consequences (section 3.C).

3. THE PRESSURE TENSOR IN INHOMOGENEOUS SYSTEMS WITH MANY-BODY INTERACTIONS

We consider a system with any inhomogeneity and any type of interatomic interactions. First, we consider the differences between the pressure exerted against an actual wall and across an imaginary plane (Fig. 1).

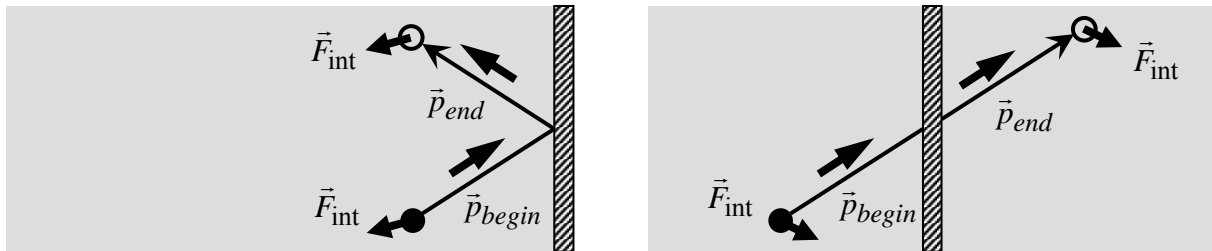


FIG. 1. When a particle collides with a wall of the box (left), the kinetic contribution to the pressure is twice as strong as in traversing a plane inside a box (right), due to inversion of one momentum component. In the case of a plane, however, another particle may cross the plane from the other side. On time average, the kinetic pressures are then the same in both cases in homogeneous systems. When a particle collides with a wall of the box (left), the internal force \vec{F}_{int} results from interactions with other particles on only one side of the wall. When a particle passes a plane inside a box (right), the internal force \vec{F}_{int} on the particle results from interactions with particles on both sides of the plane. This is a permanent difference so that systems with significant intermolecular forces are described more accurately by pressure profiles.

The pressure consists of two additive contributions from the kinetic energy of the particles and the internal forces acting across the plane. We want to calculate the pressure profile with respect to small local planes along a certain coordinate. The kinetic part of the pressure is defined by the linear momentum of each particle that is felt by the plane during the moment of contact. However, a certain volume element $\Delta V = 2A_\alpha \Delta\alpha$ with $\alpha \in [\alpha' - \Delta\alpha; \alpha' + \Delta\alpha]$ is

necessary so that on time average enough particles are passing the plane to allow a statistically reasonable interpretation of the calculated pressure. If the volume element is chosen larger than this minimum, the calculated value assumes the character of an average over ΔV . Considering this volume element, every particle carries the momentum components $m_i v_{i\beta}$ so that the average kinetic pressure follows as

$$p_{\beta\alpha}^{kin}(\alpha', \beta', \gamma') = \left\langle \frac{F_{\beta\alpha}}{A_\alpha} \right\rangle = \frac{1}{A_\alpha} \left\langle \sum_{i=1}^{N'} \frac{m_i v_{i\beta}}{\Delta t} \right\rangle, \quad (9)$$

where N' is the number of particles in ΔV that cross A_α at α' during the small time interval Δt . The distribution of all $v_{i\alpha}$ is assumed to be homogeneous in ΔV so that on average

$$N' = \frac{N^*}{2} (v_{i\alpha} \Delta t / \Delta \alpha) \quad (10)$$

out of N^* particles in ΔV cross A_α at α' within the time interval Δt (one half from $\alpha < \alpha'$ and the other half from $\alpha > \alpha'$). The fraction of colliding particles within a small time interval Δt , therefore, is N'/N^* . On time average, we can expand the summation in Eq. (9) from N' up to N^* while reducing the addends with the fraction of colliding particles

$N'/N^* = (v_{i\alpha} \Delta t / 2\Delta \alpha)$. We arrive at the following result:

$$p_{\beta\alpha}^{kin}(\alpha', \beta', \gamma') = \frac{1}{2A_\alpha \Delta \alpha} \left\langle \sum_{i=1}^{N^*} m_i v_{i\beta} v_{i\alpha} \right\rangle = \frac{1}{2A_\alpha \Delta \alpha} \left\langle \sum_{i \in (\Delta V = 2A_\alpha \Delta \alpha)} m_i v_{i\beta} v_{i\alpha} \right\rangle. \quad (11)$$

This expression we have already encountered in Equations (5) and (6). In equilibrium systems, only the diagonal elements are important while the off-diagonal elements fluctuate around zero.

The potential part of the pressure tensor arises from the contributions of internal forces across the area A_α . We will now introduce the local pressure tensor, then the average pressure tensor related to cross-sections of the entire box, and finally derive the known average pressure tensor of the whole system (Eq. (8)). We point out the physical consistency between all levels of treatment.

3.A. Local pressures

When we consider local pressures or pressure profiles in a small sector of the box only, we designate the respective area of the plane as $A_\alpha(\beta', \gamma')$ (Fig. 2). The force across $A_\alpha(\beta', \gamma')$ for two-body interactions is given by the Irving-Kirkwood expression (Eq. (5)) [19]. The

principle to include more-body interactions is to consider their contribution to the potential energy. For any n -body interaction ($n = 2, 3, 4, \dots$), a point force on every participating atom due to the n -body potential $E_{n\text{-body}}$ can be computed, $\vec{F}_i = -\nabla_{\vec{r}_i} E_{n\text{-body}}$. The sum over all n individual forces of the n -body interaction is zero:

$$\vec{F}_1 + \vec{F}_2 + \dots + \vec{F}_n = 0. \quad (12)$$

In the simplest case of the two-body interactions, the two individual forces are $\vec{F}_1 = \vec{F}_{ji}$, i. e., the force exerted on particle i by particle j , and $\vec{F}_2 = \vec{F}_{ij}$, i. e., the force exerted on particle j by particle i . These two forces differ only in their sign because they have the same absolute value but different directions, so that $\vec{F}_1 + \vec{F}_2 = 0$. The same is true for a three-body interaction like an angle, or a four-body interaction like a torsion, or any other many-body interaction, because the n -body interactions are internal and do not accelerate their center of mass.

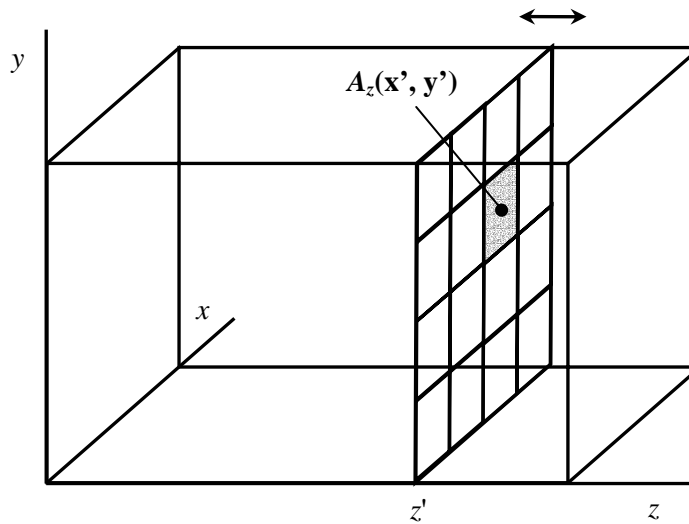


FIG. 2. Fine-graining to obtain local pressure tensors as a function of the three coordinates x , y , z . A grid perpendicular to each of the Cartesian axes α is moved along the respective axis to obtain the local pressure components $p_{\beta\alpha}(x, y, z)$, for example $p_{\beta z}(x', y', z')$.

The n -body interactions contribute to the pressure tensor only when they are dissected by the area $A_\alpha(\beta', \gamma')$. Although conceptually this condition is clear, there is no unique way to define the criterion for dissection. However, any physically reasonable definitions will converge when the side lengths of the plane $A_\alpha(\beta', \gamma')$ are in the range of the contributing interatomic interactions or greater. We suggest that centers of geometry are defined for the particles of the n -body interaction above $A_\alpha(\beta', \gamma')$ and for the particles in the same n -body interaction below $A_\alpha(\beta', \gamma')$. If then the straight line between these geometric centers passes through the area of the plane $A_\alpha(\beta', \gamma')$, the n -body interaction is dissected and contributes to the internal pressure.

For each dissected n -body interaction, we sum the point forces above $A_\alpha(\beta', \gamma')$ and subtract the sum of point forces below $A_\alpha(\beta', \gamma')$, divided by two times the area. This is analogous to the Irving-Kirkwood formula Eq. (5) for two-body interactions (where the difference of the pair forces above and below the plane with a factor of 1/2 is replaced by one of the forces) and to the method of planes result in Eq. (6). The final formula for local pressures or pressure profiles in general is:

$$p_{\beta\alpha}(\alpha', \beta', \gamma') = \frac{1}{2A_\alpha(\beta', \gamma')\Delta\alpha} \left\langle \sum_{i \in (\Delta V = 2A_\alpha\Delta\alpha)} m_i v_{i\beta} v_{i\alpha} \right\rangle + \frac{1}{2A_\alpha(\beta', \gamma')} \left\langle \sum_{(n\text{-body interaction}) \cap A_\alpha} \sum_{i=1}^n F_{i\beta} \text{sgn}(\alpha_i - \alpha') \right\rangle. \quad (13)$$

Here, \vec{F}_i specifies the net force on atom i due to the respective n -body interaction only. Eq. (13) is valid for a system with any inhomogeneities and any many-body interactions ($n = 2, 3, 4, \dots$) between the particles. The term for the internal pressure includes the Irving-Kirkwood result Eq. (5) for two-body interactions as a special case.

When the computation of atomic many-body forces for each n -body interaction appears to be too costly, the following “molecular” variant may be possible: Contributions of pairwise nonbond interactions between the atoms are treated separately from the atom-based bonding forces (bonds, angles, torsions, etc.) of dissected molecules. This can be done because the

sum over all internal atom-based bonding forces $\vec{F}_{i \text{ bond}}$ over a whole molecule also yields zero. Then only the forces $\vec{F}_{i \text{ bond}}$ have to be computed on each atom, and we obtain:

$$\begin{aligned}
 p_{\beta\alpha}(\alpha', \beta', \gamma') = & \frac{1}{2A_{\alpha}(\beta', \gamma')\Delta\alpha} \left\langle \sum_{i \in (\Delta V = 2A_{\alpha}\Delta\alpha)} m_i v_{i\beta} v_{i\alpha} \right\rangle + \frac{1}{A_{\alpha}(\beta', \gamma')} \left\langle \sum_{\vec{r}_{ij} \cap A_{\alpha}} F_{ij\beta \text{ nb}} \right\rangle \\
 & + \frac{1}{2A_{\alpha}(\beta', \gamma')} \left\langle \sum_{\text{molecules} \cap A_{\alpha}} \sum F_{i\beta \text{ bond}} \text{sgn}(\alpha_i - \alpha') \right\rangle
 \end{aligned} \tag{14}$$

In this case, the area of the plane $A_{\alpha}(\beta', \gamma')$ must be chosen large enough so that the molecules are always dissected completely, i. e., for every dissected molecule all its bonding interactions across the plane $\alpha = \alpha'$ are required to be dissected by $A_{\alpha}(\beta', \gamma')$.

3.B. Average pressure over the entire cross-section of the box

As a coarser level of averaging, we consider the average pressure over an entire cross-section of the box in the direction of α . $A_{\alpha}(\beta', \gamma')$ is then enlarged to A_{α} (Fig. 3). Equations (13) and (14) remain the exact description for the average pressure across the entire cross-section A_{α} , and are also valid for systems with periodic boundary conditions. All n -body interactions dissected by A_{α} , including those involving periodic images of particles, make then contributions to the potential part of the pressure tensor.

If we have no periodic boundary conditions, there is an equivalent simpler way of calculation. Now the α coordinate of the area A_{α} divides the box into two parts (Fig. 3) and determines the dissection of an n -body interaction by A_{α} . The dissected interactions contribute to $p_{\beta\alpha}^{\text{int}}(\alpha')$. The remaining non-dissected n -body interactions lie entirely on either side of the plane A_{α} and their total force contribution across A_{α} is zero (Eq. (12)). Also, the sum over the atom-based forces on all particles, which include the sum over all n -body interactions (bonds, angles, Coulomb, van-der-Waals interactions etc.) on the particular atoms, is zero:

$$\sum_{i=1}^N \vec{F}_i = 0, \tag{15}$$

because there is no resulting force on the center of mass of our system. Therefore, we can calculate the resulting force across the area A_α as equal to $1/2$ of the sum of atom-based forces above the plane minus the sum of atom-based forces below this plane at $\alpha = \alpha'$ (Fig. 3):

$$\vec{F}_{res} = \frac{1}{2} \sum_{i=1}^N \vec{F}_i \text{sgn}(\alpha_i - \alpha'). \quad (16)$$

The two contributions from above the plane and from below the plane are equal with opposite sign because, according to Eq. (15) (which is a consequence of Eq. (12)). The internal part of the pressure in agreement with the general definition in Eq. (1) is then given as

$$p_{\beta\alpha}^{\text{int}}(\alpha') = \frac{1}{2A_\alpha} \left\langle \sum_{i=1}^N F_{i\beta} \text{sgn}(\alpha_i - \alpha') \right\rangle. \quad (17)$$

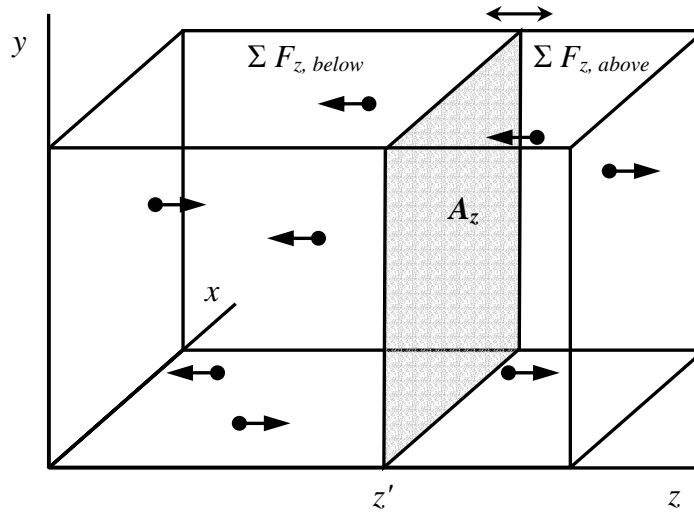


FIG. 3. Pressure profiles as an average over the entire cross-section of the box, illustrated for the inter-particle part of the pressure component $p_{zz}^{\text{int}}(z')$. The sum of the forces in z -direction above A_z and below A_z determines the value.

The example $p_{zz}^{\text{int}}(z')$ is schematically illustrated in Fig. 3. Profiles of the average pressure along the three Cartesian axes across the entire cross-section of the box in those directions can be obtained according to the sum of Equations (11) and (17):

$$p_{\beta\alpha}(\alpha') = \frac{1}{2A_\alpha\Delta\alpha} \left\langle \sum_{\alpha' - \Delta\alpha \leq \alpha_i \leq \alpha' + \Delta\alpha} m_i v_{i\beta} v_{i\alpha} \right\rangle + \frac{1}{2A_\alpha} \left\langle \sum_{i=1}^N F_{i\beta} \operatorname{sgn}(\alpha_i - \alpha') \right\rangle. \quad (18)$$

This result is equivalent to the method of planes [2] when the system is homogeneous in the β and γ coordinate. There are no restrictions on the type of interaction potentials, and the application as an average over the whole cross-section of the box is open to inhomogeneous systems as well. The advantage is the simplicity of the calculation. Besides the coordinates and velocities, only the net forces $\vec{F}_i = -\nabla_{\vec{r}_i} E_{pot}$ on every particle are sufficient, which is easy to implement in most molecular dynamics and Monte Carlo schemes. However, Eq. (18) is not valid for systems with periodic boundary conditions. Interactions of atoms (groups) in the original box with periodic images of atoms (groups) in the other half of the box, whose center line does not cross A_α , are contained in the atomic net forces \vec{F}_i , and would therefore add unphysical contributions in Eq. (18).

3.C. Average pressure over the entire box

Finally, we want to derive the average pressure over the entire box, i. e., the pressure that is felt at the box boundaries. We view the N particles in the order of increasing α coordinate along any Cartesian axis. A plane $A_{\alpha 1}$ at $\alpha = 0$ may be inserted, before the first particle is reached, another plane $A_{\alpha 2}$ before the second particle is reached, and so forth (up to $A_{\alpha N}$). In total, we can insert N imaginary planes in consecutive order. The pressure due to internal forces at the plane $A_{\alpha j}$ is then given as:

$$p_{\beta\alpha}^{\text{int}}(j) = \frac{1}{A_\alpha} (F_{j\beta} + F_{j+1\beta} + \dots + F_{N\beta}). \quad (19)$$

Here we use the argument that the net force on one side of the plane is $\sum_{i=j}^N \vec{F}_i$, equivalent to

Eq. (16) without the factor $1/2$. When we sum over all N planes at their distance intervals

$\Delta\alpha_i$, the average internal pressure along the whole coordinate $\alpha_0 = \sum_{i=1}^N \Delta\alpha_i$ is given as:

$$\bar{p}_{\beta\alpha}^{\text{int}} = \frac{1}{A_\alpha} \frac{1}{\alpha_0} \sum_{i=1}^N (F_{i\beta} + F_{i+1\beta} + \dots + F_{N\beta}) \Delta\alpha_i. \quad (20)$$

Rearranging this expression from a sum over all N planes into a sum over all N particles yields

$$\bar{p}_{\beta\alpha}^{\text{int}} = \frac{1}{V} \sum_{i=1}^N F_{i\beta} \alpha_i, \quad (21)$$

using $\alpha_i = \Delta\alpha_1 + \dots + \Delta\alpha_i$. This is the same as the internal part of the pressure in Eq. (8).

Averaging of the kinetic contribution of the pressure over the entire box is performed by averaging over all sections of an equal small width $\Delta\alpha$ along α_0 . Then the kinetic part of the pressure in Eq. (18) becomes:

$$\bar{p}_{\beta\alpha}^{\text{kin}} = \frac{1}{V} \sum_{i=1}^N m_i v_{i\beta} v_{i\alpha}. \quad (22)$$

Thus the complete result is

$$\bar{p}_{\beta\alpha} = \frac{1}{V} \left(\sum_{i=1}^N m_i v_{i\beta} v_{i\alpha} + \sum_{i=1}^N F_{i\beta} \alpha_i \right). \quad (23)$$

The outcome is the same as the virial formula in tensor form (Eq. (8)) and our derivation is consistent with the definition of the microscopic pressure tensor. Eq. (8) or Eq. (23), respectively, are the pressure tensor with respect to the walls for a rectangular box filled with particles, with no force on the center of mass, and allowance for any type of inter-particle forces \vec{F}_i . We see that, in the derivation, averaging over time is not a strict requirement. The method is ideal for homogeneous systems. For inhomogeneous systems, an average pressure tensor across the whole box is obtained.

Since Equations (8) and (23) are derived from the method of planes (Eq. (18)), which is not valid for periodic boundary conditions, they are also not valid for periodic systems. In the case of only pairwise forces \vec{F}_{ij} between the particles, the equivalence

$$\sum_{i=1}^N \vec{F}_i \cdot \vec{r}_i^T = \sum_{i=1}^N \sum_{j>i}^N \vec{F}_{ij} \cdot \vec{r}_{ij}^T \quad (24)$$

can be proven using $\vec{F}_i = \sum_{j=1, j \neq i}^N \vec{F}_{ji}$, $\vec{F}_{ji} = -\vec{F}_{ij}$, and $\vec{r}_{ij} = \vec{r}_j - \vec{r}_i$. Also this expression is

hardly more useful to obtain the correct average pressure tensor over an entire box with periodic boundary conditions. The correct average pressure tensor over the entire periodic box can only be obtained on the basis of Eq. (13). Analogous to the above derivation of the virial formula for nonperiodic systems, Eq. (13) must be evaluated for all N entire cross-sections of the box between the N particles along the coordinate α , and then averaging over all these N

cross-sections must be performed ($\bar{p}_{\beta\alpha}^{\text{int}} = \frac{1}{\alpha_0} \sum_{j=1}^N p_{\beta\alpha}^{\text{int}}(j) \Delta\alpha_j$). The kinetic part of the pressure tensor remains the same as in Eq. (8).

3.D. Numerical noise

We would like to mention a numerical aspect. Evaluation of Equ. (18) comprises the atom-based forces on all particles of the system. These usually include numerous n -body interactions between atoms on the same side of A_α with a zero net contribution to $p_{\beta\alpha}^{\text{int}}(\alpha')$, while few of the included interactions are indeed dissected by A_α . The resulting redundant terms of zero contribution may cause significant numerical noise. The maximum noise introduced, mainly found near the two ends of the box, can be estimated as:

$$p_{err,\beta\alpha} = \pm \frac{1}{A_\alpha} \left\langle \sum_{i=1}^N F_{i\beta} \right\rangle. \quad (25)$$

A similar problem arises in Eq. (8) for the resulting pressure on the box boundaries: if the total sum of forces \vec{F}_i does not vanish exactly, the internal pressure varies on translation of the system as a whole. The maximum error for a translation by one full box length in the direction of α is also given by Eq. (25).

4. SUMMARY

Based on the definition of the pressure as force across a unit area (Eq. (1)), we derived the calculation of local pressures and pressure profiles in fully inhomogeneous systems with many-body interactions (Eq. (13)). The pressure tensor contains the contribution from transfer of linear momentum through the considered area and the contribution from dissected n -body interactions. The latter is determined by the point forces exerted by the n -body potential on each of the n atoms. For pressure profiles along a whole cross-section of the box, the easy-to-implement Eq. (18) is sufficient. We derived Eq. (18) from Eq. (13) as an average over an entire cross-section of the box. The virial theorem in tensor form (Eq. (8)) can be used to calculate the effective pressure on the boundaries of a given system. We derived Eq. (8) from Eq. (18) as an average over the whole box. Equations (18) and (8) may be subject to numerical noise caused by terms that ought to be zero; Eq. (25) measures the associated error. Equations (18) and (8) are not valid in systems with periodic boundary condition. For an exact calculation in systems with periodic boundary condition, Eq. (13) must be employed for the cross-section of the box or for the average of such cross-sectional pressures over the entire box, respectively. All derivations are consistent with the microscopic pressure definition.

Acknowledgments

Helpful discussions with Dr. Jürgen Horbach are acknowledged. We are grateful for the support by the University of Mainz, the Swiss National Science Foundation, the ETH Zurich, and the German National Merit Foundation. The referee comments have also been helpful.

References

- [1] P. Vignolo, A. Minguzzi, and M. P. Tosi, *Phys. Rev. Lett.* **85**, 2850 (2000).
- [2] B. D. Todd, D. J. Evans, and P. J. Daivis, *Phys. Rev. E* **52**, 1627 (1995).
- [3] G. Hummer and N. Gronbach-Jensen, *J. Chem. Phys.* **109**, 2791 (1998).
- [4] B. Hafskjold and T. Ikeshoji, *Phys. Rev. E* **66**, 011203 (2002).
- [5] F. Varnik and K. Binder, *J. Chem. Phys.* **117**, 6336 (2002).
- [6] R. B. Pandey, A. Milchev, and K. Binder, *Macromolecules* **30**, 1194 (1997).
- [7] F. Varnik, J. Baschnagel, and K. Binder, *J. Chem. Phys.* **113**, 4444 (2000).
- [8] L. Foret, R. Kuhn, and A. Wurger, *Phys. Rev. Lett.* **89**, 156102 (2002).
- [9] R. S. Cantor, *J. Phys. Chem. B* **101**, 1723 (1997).
- [10] R. S. Cantor, *Biochemistry* **36**, 2339 (1997).
- [11] H. Heinz, W. Paul, U. W. Suter, and K. Binder, in preparation.
- [12] H. Heinz, E. Leontidis, and U. W. Suter, *J. Am. Chem. Soc.* **123**, 11229 (2001).
- [13] H. Heinz, H. J. Castelijns, and U. W. Suter, *J. Am. Chem. Soc.* **125**, 9500 (2003).
- [14] J. O. Hirschfelder, C. F. Curtiss, and R. B. Bird, *Molecular Theory of Gases and Liquids* (Wiley, New York, 1964).
- [15] M. P. Allen and D. J. Tildesley, *Computer Simulation of Liquids* (Clarendon Press, Oxford, 1987).
- [16] J. M. Haile, *Molecular Dynamics Simulation. Elementary Methods* (Wiley, New York, 1992, Appendix B).
- [17] J. P. Hansen and I. R. McDonald, *Theory of Simple Liquids* (Academic Press, London, ed. 2, 1996)
- [18] D. Frenkel and B. Smit, *Understanding Molecular Simulation: From Algorithms to Applications* (Academic Press, San Diego, ed. 2, 2002).
- [19] J. H. Irving and J. G. Kirkwood, *J. Chem. Phys.* **18**, 817 (1950).
- [20] A. Harasima, *Adv. Chem. Phys.* **1**, 203 (1958).
- [21] P. H. Hunenberger, *J. Chem. Phys.* **116**, 6880 (2002).
- [22] M. Alonso and E. J. Finn, *Fundamental University Physics, Vol. I* (Addison-Wesley, Reading, MA, ed. 2, 1980).
- [23] D. A. McQuarrie, *Statistical Mechanics* (Harper Collins, New York, 1976).
- [24] H. J. C. Berendsen, J. P. M. Postma, W. F. van Gunsteren, A. DiNola, and J. R. Haak, *J. Chem. Phys.* **81**, 3684 (1984).
- [25] G. J. Martyna, D. J. Tobias, and M. L. Klein, *J. Chem. Phys.* **101**, 4177 (1994).