

Pressure Tensor in Computer Simulations of Molecular Systems

Hendrik Heinz^{*#}, Wolfgang Paul[#], and Kurt Binder[#]

[#] Institute of Physics, WA 331, Johannes-Gutenberg-University of Mainz, D-55099 Mainz, Germany; correspondence to wolfgang.paul@uni-mainz.de

^{*} Department of Materials, ETH Zurich, Universitaetsstr. 6, CH-8092 Zurich, Switzerland

Abstract

Local pressures, pressure profiles, and average pressures have been employed to monitor inhomogeneities and dynamics in various systems. However, the calculation of pressures in computer simulations involved restrictions to pairwise potentials, partly homogeneous systems, as well as other conceptual and methodological ambiguities. After a brief discussion of the standard methods, we develop a general method to calculate local pressures and pressure profiles in systems with inhomogeneities in possibly all spatial directions and the occurrence of n -body interactions ($n = 2, 3, 4, \dots$). The pressure across a plane consists of a kinetic contribution from the linear momentum of the particles, plus the resulting force due to those many-body interactions that are fully dissected by that plane. Different degrees of averaging are discussed: over a cross-section of the box, and finally over the whole box. The known methods of pressure calculation (Irving-Kirkwood, method of planes, virial formula) are obtained as special cases.

Our method is valid for any system of particles, but may be especially useful for computations of condensed-matter systems in biophysical and materials applications, where complex interactions between the atoms (angles, torsions, etc.) and structural inhomogeneities are frequent.

When we consider a system of particles with forces acting between them, we can define a local pressure or a pressure related to a certain subsystem of those particles. The basic idea is the definition of the pressure as a force across a unit area. A variety of applications has been reported, for example in systems of fermions[1], fluids [2-4], polymer melts [5, 6], confined polymers [7], or charged surfaces[8]. Pressure profiles are also key indicators in the description of conformational changes of membrane proteins [9, 10]. Phase transitions may be characterized with local pressures as an order parameter [11].

The calculation of pressures and pressure profiles in computer simulations requires conceptual and methodological clarity. A conceptual problem is that commonly only two-body forces between the particles are considered. They are often not sufficient for modeling biochemical or even materials systems [12, 13], and a generalization to incorporate many-body forces is necessary. The other challenge is that it should be possible to calculate pressure profiles in completely inhomogeneous systems and to understand where averaging is appropriate. Methodologically, the matter of pressure calculation is not covered coherently in textbooks [14-18], and ambiguity about the use of different methods persists [2, 4, 6, 7, 19-21]. We aim to clarify this situation by introducing a comprehensive method allowing for both any type of interactions between the particles and inhomogeneities of the system in any direction. We will derive and explain the use of procedures that involve averaging over a cross-section of the box or the whole box, respectively.

The outline of the paper is, therefore, as follows. First, we summarize the existing methods to calculate pressure with emphasis on the method of Irving and Kirkwood [19], the method of planes [2], the virial theorem [14, 22], and state their limitations. Afterwards we develop an approach for calculating local pressures anywhere in a fully inhomogeneous system with the possibility for n -body interactions ($n = 2, 3, 4, \dots$). Subsequently, we consider the simpler case where pressure profiles are taken along an entire cross-section of the box, and show the equivalence to the method of planes [2]. Finally, we calculate an average pressure over the whole box, which yield us a proof for the known virial formula in tensor form. We conclude our paper with a short summary.

The basis of pressure definition – Let us begin with the definition of the pressure. We consider a small cube or a cuboid bounded by areas A_α that are perpendicular to the Cartesian axes $\alpha = x, y, z$. The resulting forces $F_{res, \beta\alpha}$ in the direction of the Cartesian axes $\beta = x, y, z$ acting on each boundary area A_α yield the elements $p_{\beta\alpha}$ of the pressure tensor as

$$p_{\beta\alpha} = \frac{F_{res, \beta\alpha}}{A_\alpha}. \quad (1)$$

This definition can be made as much local as is the range of interactions between the particles in and around the box. Both the side lengths of the face A_α should be in the range of the interatomic interaction in order to ensure the assignment of sufficient forces acting across this area A_α . When the considered surface is larger, $p_{\beta\alpha}$ assumes the character of a statistical average over the area A_α .

An alternative approach to calculate the pressure is based on the thermodynamic relation

$$p = -\left(\frac{\partial A}{\partial V}\right)_T, \quad (2)$$

where A is the free energy of the system, V the volume, and T the temperature. This expression is a consequence of the definition of the free energy, $dA = dU - d(TS)$, and the first law of thermodynamics, $dU = \delta Q + \delta W$, for ideal gases. We recognize this from applying these relations

$$dA = \delta Q + \delta W - TdS - SdT, \quad (3)$$

specializing them for a constant temperature to

$$(dA)_T = (\delta W)_T, \quad (4)$$

and introducing the relation $\delta W = -pdV$ with the scalar pressure p of a homogeneous system in the cuboid considered. Generally, the infinitesimal work δW and the change in free energy dA is the result of either tensile or shear stress, and the quantity ∂V can be written as

$$\partial V = A_\alpha \partial \beta. \quad (5)$$

Therefore, we can prove the identity of Eq. (2) with the pressure definition:

$$p_{\beta\alpha} = -\left(\frac{\partial A}{\partial V}\right)_T = -\frac{1}{A_\alpha}\left(\frac{\partial W}{\partial \beta}\right)_T = \frac{F_{\beta\alpha}}{A_\alpha}. \quad (6)$$

A conceptual difficulty is that free energies, like entropy and unlike mechanical quantities, are well defined only if some averaging over a large number of atomic degrees of freedom is involved: therefore, the size of the rectangular box cannot be too small for this approach. Moreover, free energies are usually difficult to calculate in molecular simulation and the method seems overall more suited in the equivalent form of pressure definition.

The method of Irving and Kirkwood – To obtain point function stress tensors and pressure profiles, Irving and Kirkwood [19] proposed a straightforward method based on the equations of hydrodynamics. Imaginary planes within the system are considered instead of walls. The pressure is related to an area A_α of the plane and considered as a momentum flux $d\vec{p}$ by the particles passing through A_α in a given time dt . Two additive contributions arise, one from the instantaneous velocity of each penetrating particle, the other from the forces across A_α between particles that are separated by the considered area. The result, in an algorithmic notation, reads as:

$$p_{\beta\alpha}(\alpha', \beta, \gamma) = \frac{1}{2A_\alpha(\beta, \gamma)\Delta\alpha} \left\langle \sum_{i \in (\Delta V = 2A_\alpha\Delta\alpha)} m_i v_{i\beta} v_{i\alpha} \right\rangle + \frac{1}{A_\alpha(\beta, \gamma)} \left\langle \sum_{\vec{r}_{ij} \cap A_\alpha} F_{ij\beta} \right\rangle. \quad (7)$$

In principle, α' may have any value within the box size and the other two coordinates β and γ must be specified to be in a certain range with δ functions (see below). For the kinetic part of the pressure, a volume element is defined as a cuboid of cross-section $A_\alpha(\beta, \gamma)$ with $\alpha \in [\alpha' - \Delta\alpha; \alpha' + \Delta\alpha]$ to sample the velocities. The second part due to interatomic forces includes all pairwise interatomic forces across A_α within the whole distance range of those forces. We note the following: (i) The method fares very well and is valid for inhomogeneous systems, however, it is restricted to pairwise potentials. (ii) In the original paper [19], the stress tensors are described in a very formal manner. In the potential part of the stress tensor, terms of the form $\vec{F}_{ij} \cdot \vec{r}_{ij}^T$ are considered that require a factor $1/V$, which is given by an integration over three δ functions. When we specify a surface area A_α perpendicular to an axis α for convenience, the terms $\vec{F}_{ij} \cdot r_{ij\alpha}$ for one column of the pressure tensor can be obtained and the respective volume V for each such contribution is $V = A_\alpha r_{ij\alpha}$. Thus, the

internal contribution to the local pressure reads as shown in Eq. (7), which is equivalent with the pressure definition in Eq. (1). This notation seems more suited for later integration of many-body interactions. (ii) Two alternative methods to that of Irving and Kirkwood [19] exist, which gave rise to ambiguous results. One is by Harasima [20], which includes contributions of forces whose center line does not cross A_α [4, 7]. Then, the intermolecular forces are no longer related to the considered area A_α . The other approach, called IK1 [2], is a variation of the Irving-Kirkwood formula, wherein certain forces across the area A_α are eliminated, and noticeable deviations arise [7]. We believe that neither of these approaches is suitable.

The method of planes – Todd, Evans, and Daivis [2] introduced a different approach to calculate pressure profiles. The system is allowed to have an inhomogeneity in the direction of α but homogeneity in the other two spatial directions is required:

$$p_{\beta\alpha}(\alpha') = \frac{1}{2A_\alpha\Delta\alpha} \left\langle \sum_{\alpha' - \Delta\alpha \leq \alpha_i \leq \alpha' + \Delta\alpha} m_i v_{i\beta} v_{i\alpha} \right\rangle + \frac{1}{2A_\alpha} \left\langle \sum_{i=1}^N F_{i\beta} \text{sgn}(\alpha_i - \alpha') \right\rangle. \quad (8)$$

Eq. (8) consists of the usual kinetic term and a potential term for the pressure. Any type of interaction between the particles is acceptable here. However, A_α must be a cross-section of the entire box and no inhomogeneity in any other direction than α is allowed. An attempt has been made to show equivalence to the Irving-Kirkwood formula using reciprocal space [2], however, the different nature of the approaches was not accounted for (no explicit two-body forces have to be considered, and all atoms in the box enter the calculation in Eq. (8)).

The virial theorem for pressure at the box boundaries – The virial theorem has been used for a long time to compute average pressures for an entire closed box. Derivations for the scalar pressure,

$$p = \frac{p_{xx} + p_{yy} + p_{zz}}{3} = \frac{1}{3V} \left(\left\langle \sum_{i=1}^N m_i \vec{v}_i \cdot \vec{v}_i \right\rangle + \left\langle \sum_{i=1}^N \vec{F}_i \cdot \vec{r}_i \right\rangle \right), \quad (9)$$

are found in the literature [16, 22], while this is not the case for the common formulation in tensor form [21, 23, 24]:

$$\vec{P} = \frac{1}{V} \left(\left\langle \sum_{i=1}^N m_i \vec{v}_i \cdot \vec{v}_i^T \right\rangle + \left\langle \sum_{i=1}^N \vec{F}_i \cdot \vec{r}_i^T \right\rangle \right). \quad (10)$$

We will derive this expression further below.

The general approach – We consider a system with any inhomogeneity and any type of interatomic interactions. Fig. 1 illustrates the difference between an actual wall and an imaginary plane. The pressure consists of the two additive contributions from the kinetic energy of the particles and the internal forces acting across the plane.

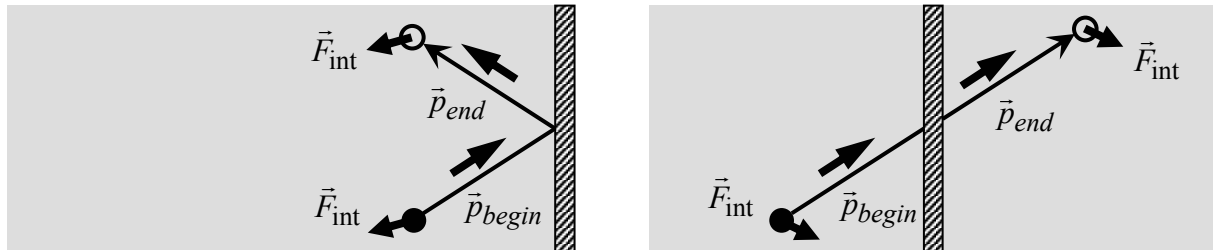


FIG. 1. When a particle collides with a wall of the box (left), the kinetic contribution to the pressure is double as strong as in traversing a plane inside a box (right), due to inversion of one momentum component. In the case of a plane, however, a second particle may cross the plane from the other side during the collision time. On time average, the obtained kinetic pressures are then the same in both cases in homogeneous systems. When a particle collides with a wall of the box (left), the internal force \vec{F}_{int} results from interactions with other particles on only one side of the wall. When a particle passes a plane inside a box (right), the internal force \vec{F}_{int} on the particle results from interactions with particles on both sides of the plane. This is always different, so that systems with inhomogeneities or intermolecular forces are better described by pressure profiles.

We are interested in calculating the pressure profile with respect to small local planes along a certain coordinate. The kinetic part of the pressure is defined by the linear momentum of each particle that is felt by the plane during the moment of contact. However, a certain volume element $\Delta V = 2A_\alpha \Delta\alpha$ with $\alpha \in [\alpha' - \Delta\alpha; \alpha' + \Delta\alpha]$ is necessary so that on time average enough particles are passing the plane to allow a statistically reasonable interpretation of the calculated pressure. If the volume element is chosen larger than this minimum, the calculated value assumes the character of an average over ΔV . Considering this volume element, every particle carries the momentum components $m_i v_{i\beta}$ so that the average pressure follows as

$$p_{\beta\alpha}^{kin}(\alpha', \beta, \gamma) = \left\langle \frac{F_{res, \beta\alpha}}{A_\alpha} \right\rangle = \frac{1}{A_\alpha} \left\langle \sum_{i=1}^{N'} \frac{m_i v_{i\beta}}{\Delta t} \right\rangle, \quad (11)$$

where N' is the number of particles in ΔV that cross A_α at α' during the small time interval Δt . The distribution of all $v_{i\alpha}$ is assumed to be homogeneous in ΔV so that on average

$$N' = \frac{N^*}{2} (v_{i\alpha} \Delta t / \Delta \alpha) \quad (12)$$

out of N^* particles in ΔV cross A_α at α' within the time interval Δt (one half from $\alpha < \alpha'$ and the other half from $\alpha > \alpha'$). The fraction of colliding particles within a small time interval Δt , therefore, is N'/N^* . On time average, we can expand the summation in Eq. (11) from N' up to N^* while reducing the addends with the factor $N'/N^* = (v_{i\alpha} \Delta t / 2\Delta \alpha)$. We arrive at the following result:

$$p_{\beta\alpha}^{kin}(\alpha', \beta, \gamma) = \frac{1}{2A_\alpha \Delta \alpha} \left\langle \sum_{i=1}^{N^*} m_i v_{i\beta} v_{i\alpha} \right\rangle = \frac{1}{2A_\alpha \Delta \alpha} \left\langle \sum_{i \in (\Delta V = 2A_\alpha \Delta \alpha)} m_i v_{i\beta} v_{i\alpha} \right\rangle. \quad (13)$$

This expression we have already encountered in Equations (7) and (8). Usually only the diagonal elements are important while the off-diagonal elements fluctuate around zero.

The potential part of the pressure tensor arises from the contributions of internal forces across the area A_α . We will first introduce the generalized local pressure tensor, then the average pressure tensor related to cross-sections of the entire box, and finally derive the known average pressure tensor of the whole system (Eq. (10)). We will stress the physical consistency between all levels of treatment.

(I) When we consider local pressures or pressure profiles in a small sector of the box only, we will designate the related area of the plane as $A_\alpha(\beta, \gamma)$ (Fig. 2). The force across $A_\alpha(\beta, \gamma)$ for two-body interactions is given by the Irving-Kirkwood expression (Eq. (7)) [19] and more-body interactions remain to be included. The principle is that for any n -body interaction ($n = 2, 3, 4, \dots$) a point force on every participating atom due to the n -body potential E_{n-body} can be computed, $\vec{F}_i = -\vec{\nabla}_{\vec{r}_i} E_{n-body}$, and the sum over all n individual forces of the n -body interaction is zero. In the simplest case of the two-body interactions, the two individual forces are $\vec{F}_1 = \vec{F}_{ji}$, i. e., the force exerted on particle i by particle j , and $\vec{F}_2 = \vec{F}_{ij}$, i. e., the force exerted on particle j by particle i . Now, these two forces differ only in their sign because they

have the same absolute value but different directions, so that $\vec{F}_1 + \vec{F}_2 = 0$. The same is true for a three-body interaction like an angle, or a four-body interaction like a torsion, or any other many-body interaction, because the n -body interactions are internal and do not accelerate the center of mass:

$$\vec{F}_1 + \vec{F}_2 + \dots + \vec{F}_n = 0 . \quad (14)$$

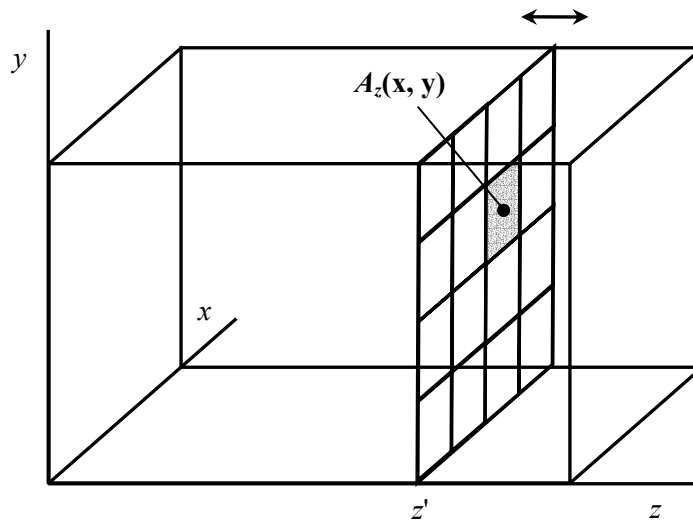


FIG. 2. Fine-graining to obtain local pressure tensors as a function of the three coordinates x , y , z . A grid perpendicular to each of the Cartesian axes α is moved along the respective axis to obtain the local pressure components $p_{\beta\alpha}(x, y, z)$, for example, $p_{\beta z}(x, y, z')$.

The n -body interactions only make contributions when they are dissected by the area $A_\alpha(\beta, \gamma)$. The criterion of dissection must be declared specifically. Our guideline be that centers of geometry are defined for the participating particles in the n -body interaction above $A_\alpha(\beta, \gamma)$ and below $A_\alpha(\beta, \gamma)$. If then the straight line between the geometric centers passes through the area of the plane, the n -body interaction is dissected and contributes to the internal pressure. For each dissected n -body interaction we sum the point forces above $A_\alpha(\beta, \gamma)$ and subtract the sum of the point forces below $A_\alpha(\beta, \gamma)$, divided by two times the area. This is analogous to the Irving-Kirkwood formula Eq. (7) for two-body interactions (there, we do not use the difference of the point forces above and below the plane, because no

gain in numerical stability is possible). The final formula for local pressures or pressure profiles in general is:

$$p_{\beta\alpha}(\alpha', \beta, \gamma) = \frac{1}{2A_{\alpha}(\beta, \gamma)\Delta\alpha} \left\langle \sum_{i \in (\Delta V = 2A_{\alpha}\Delta\alpha)} m_i v_{i\beta} v_{i\alpha} \right\rangle + \frac{1}{2A_{\alpha}(\beta, \gamma)} \left\langle \sum_{(n\text{-body interaction}) \cap A_{\alpha}} \sum_{i=1}^n F_{i\beta} \text{sgn}(\alpha_i - \alpha') \right\rangle \quad (15)$$

This is valid for a system with any inhomogeneities and many-body interactions ($n = 2, 3, 4, \dots$) between the particles. The term for the internal pressure includes two-body interactions.

In certain cases, where the computation of atomic many-body forces seems tedious, the following alternative may be used: Contributions of pairwise nonbonding interactions between the molecules are treated separately from the atom-based bonding forces of whole dissected molecules (bonds, angles, torsions, etc.). This can be done because the sum over all internal atom-based bonding forces over a whole molecule also yields zero. We obtain:

$$p_{\beta\alpha}(\alpha', \beta, \gamma) = \frac{1}{2A_{\alpha}(\beta, \gamma)\Delta\alpha} \left\langle \sum_{i \in (\Delta V = 2A_{\alpha}\Delta\alpha)} m_i v_{i\beta} v_{i\alpha} \right\rangle + \frac{1}{A_{\alpha}(\beta, \gamma)} \left\langle \sum_{\vec{r}_{ij} \cap A_{\alpha}} F_{ij\beta \text{ nb}} \right\rangle + \frac{1}{2A_{\alpha}(\beta, \gamma)} \left\langle \sum_{\text{molecules} \cap A_{\alpha}} \sum F_{i\beta \text{ bond}} \text{sgn}(\alpha_i - \alpha') \right\rangle \quad (16)$$

In this case, the area of the plane $A_{\alpha}(\beta, \gamma)$ must be chosen large enough so that the molecules are always dissected completely, i. e., for any dissected molecules all bonding interactions across $\alpha = \alpha'$ pass through $A_{\alpha}(\beta, \gamma)$.

(II) As a coarser level of averaging, we can consider the average pressure over a whole cross-section of the box. $A_{\alpha}(\beta, \gamma)$ is then enlarged to A_{α} , and we will obtain average pressure profiles over the entire cross-section of the box in the direction of α (see Fig. 3). Equations (15) and (16) can further on be employed for this purpose, but there is an equivalent simpler way of calculation. Since the box is now divided into two parts, the α coordinate of the area A_{α} is sufficient to determine the dissection of an n -body interaction by A_{α} , and, thereby, its contribution to $p_{\beta\alpha}^{\text{int}}(\alpha')$. The remaining non-dissected n -body interactions lie entirely on

either side of the plane A_α , and, according to Eq. (14), their total force contribution across A_α is zero. Since every atom-based force is the sum over the contributions of all n -body interactions (all bonds, all angles, all van-der-Waals interactions etc.) in which the atom is involved, the resulting force across A_α is equal to the sum of atom-based forces above the plane minus the sum of atom-based forces below this plane at $\alpha = \alpha'$. These two contributions are equal with different sign because there is no external force on the center of mass of our total N particles in the box:

$$\sum_{i=1}^N \vec{F}_i = 0. \quad (17)$$

This is a consequence of Eq. (14), and we obtain for the resulting force on one side of the plane A_α :

$$\vec{F}_{res} = \frac{1}{2} \sum_{i=1}^N \vec{F}_i \text{sgn}(\alpha_i - \alpha'). \quad (18)$$

According to the definition in Eq. (1), the internal part of the pressure is then given as

$$p_{\beta\alpha}^{\text{int}}(\alpha') = \frac{1}{2A_\alpha} \left\langle \sum_{i=1}^N F_{i\beta} \text{sgn}(\alpha_i - \alpha') \right\rangle. \quad (19)$$

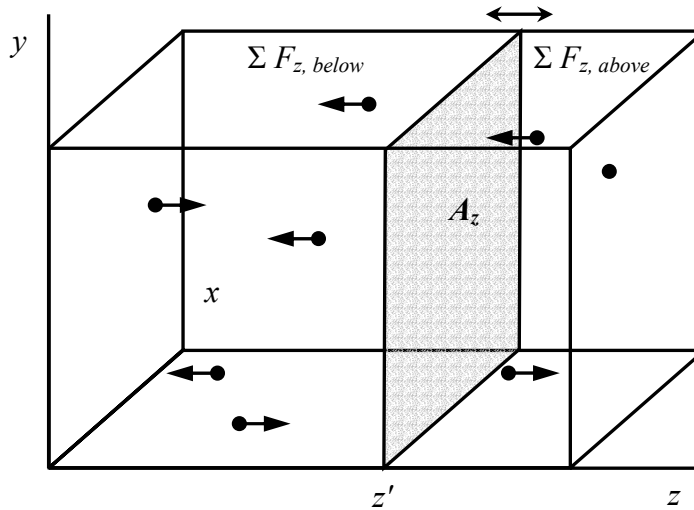


FIG. 3. Pressure profiles as an average over the entire cross-section of the box, illustrated for the inter-particle part of the pressure component $p_{zz}^{\text{int}}(z')$. The sum of the forces in z -direction above A_z and below A_z enters determines the value.

The example $p_{zz}^{\text{int}}(z')$ is schematically illustrated in Fig. 3. Profiles of the average pressure along the three Cartesian axes across the entire cross-section of the box in those directions can be then obtained according to the sum of Equations (13) and (19):

$$p_{\beta\alpha}(\alpha') = \frac{1}{2A_\alpha\Delta\alpha} \left\langle \sum_{\alpha' - \Delta\alpha \leq \alpha_i \leq \alpha' + \Delta\alpha} m_i v_{i\beta} v_{i\alpha} \right\rangle + \frac{1}{2A_\alpha} \left\langle \sum_{i=1}^N F_{i\beta} \text{sgn}(\alpha_i - \alpha') \right\rangle. \quad (20)$$

This is an important result, equivalent to the method of planes [2] when the system is homogeneous in the β and γ coordinate. There are no restrictions on the type of interaction potentials, and the application as an average over the whole cross-section of the box is open to inhomogeneous systems as well. The advantage is the simplicity of the calculation. Besides the coordinates and velocities, only the net forces $\vec{F}_i = -\nabla_{\vec{r}_i} E_{\text{pot}}$ on every particle are sufficient, which is easy to implement in most molecular dynamics and Monte Carlo schemes.

Besides, we want to mention a numerical aspect. Disadvantageously, usually a number of redundant terms are included: since all particles are included in the force summation, many interactions of atoms exclusively one side of A_α with zero contribution are contained (see above), which may produce a certain numerical noise. The maximum random error, as found mainly near the two ends of the box, can be estimated as:

$$p_{\text{err},\beta\alpha} = \pm \frac{1}{A_\alpha} \left\langle \sum_{i=1}^N F_{i\beta} \right\rangle. \quad (21)$$

A similar problem arises in Eq. (10) for the resulting pressure on the box boundaries: if the total sum of forces \vec{F}_i does not vanish exactly, the internal pressure varies on translation of the system as a whole. The maximum error for a translation by one full box length in the direction of α is also given by Eq. (21).

(III) Finally, we want to derive the average pressure over the entire box, i. e., the pressure that is felt at the box boundaries. We view the N particles in the order of increasing α coordinate along any Cartesian axis. We may insert a plane at $\alpha = 0$, before the first particle is reached, another plane before the second particle is reached, and so forth. In total, we can insert N imaginary planes in consecutive order. When we sum over all N planes at their distance intervals $\Delta\alpha_i$, the average internal pressure along the whole coordinate α_0 is given as:

$$\bar{p}_{\beta\alpha}^{\text{int}} = \frac{1}{A_\alpha} \frac{1}{\alpha_0} \sum_{i=1}^N (F_{i\beta} + F_{i+1\beta} + \dots + F_{N\beta}) \Delta\alpha_i. \quad (22)$$

Here we used that for each plane $A_{\alpha j}$ the net force on one side is $\sum_{i=j}^N \vec{F}_i$ (equivalent to Eq.

(18) without the factor 1/2), and α_0 is equal to $\sum_{i=1}^N \Delta\alpha_i$. Rearranging this expression as a sum over all N particles instead of N planes yields

$$\bar{p}_{\beta\alpha}^{\text{int}} = \frac{1}{V} \sum_{i=1}^N F_{i\beta} \alpha_i, \quad (23)$$

using $\alpha_i = \Delta\alpha_1 + \dots + \Delta\alpha_i$. This is the same as the internal part of the pressure in Eq. (10).

The averaging of the kinetic part is performed by averaging over all sections of an equal small width $\Delta\alpha$ along α_0 . Then the kinetic part of the pressure in Eq. (20) becomes:

$$\bar{p}_{\beta\alpha}^{\text{kin}} = \frac{1}{V} \sum_{i=1}^N m_i v_{i\beta} v_{i\alpha}. \quad (24)$$

Thus the complete result is

$$\bar{p}_{\beta\alpha} = \frac{1}{V} \left(\sum_{i=1}^N m_i v_{i\beta} v_{i\alpha} + \sum_{i=1}^N F_{i\beta} \alpha_i \right), \quad (25)$$

which is the same as the virial formula in tensor form (Eq. (10)), without the strict requirement of averaging over time. Thus we have given a derivation consistent with the definition of the microscopic pressure tensor.

Eq. (10) or Eq. (25), respectively, are the pressure tensor with respect to the walls for a rectangular box filled with particles, with no force on the center of mass, and allowance for any type of inter-particle forces \vec{F}_i . According to our derivation, it is valid for systems with periodic boundary condition. The method is ideal for homogeneous systems, for inhomogeneous systems, however, we obtain only an average tensor across the whole box.

In the case of only pairwise forces \vec{F}_{ij} between the particles, the equivalence

$$\sum_{i=1}^N \vec{F}_i \cdot \vec{r}_i^T = \sum_{i=1}^N \sum_{j>i}^N \vec{F}_{ij} \cdot \vec{r}_{ij}^T \quad (26)$$

can be proven by using $\vec{F}_i = \sum_{j=1, j \neq i}^N \vec{F}_{ji}$, $\vec{F}_{ji} = -\vec{F}_{ij}$, and $\vec{r}_{ij} = \vec{r}_j - \vec{r}_i$. For this case, an

independent derivation for the scalar pressure (Eq. (9)) was given by Haile [16]. Eq. (26) is also valid for systems with periodic boundary condition. In that case, the pairwise interactions between the N atoms in the main box with the N translated images in each of the neighboring boxes must be additionally included in the summation on the right hand side, as they are included in the atom-based forces on the left hand side.

Summary –Based on the definition of the pressure as force across a unit area (Eq. (1)), we derived the calculation of local pressures and pressure profiles in fully inhomogeneous systems with many-body interactions (Eq. (15)). The pressure tensor contains the contribution from transfer of linear momentum through the considered area and the contribution from dissected n -body interactions. This contribution is determined by the point forces exerted by the n -body potential on each of the n atoms. For pressure profiles along a whole cross-section of the box, the easy-to-implement Eq. (20) is sufficient. We derived Eq. (20) from Eq. (15) as an average over an entire cross-section of the box. The virial theorem in tensor form (Eq. (10)) can be used to calculate the effective pressure on the boundaries of a given system. We derived Eq. (10) from Eq. (20) as an average over the whole box. Equations (20) and (10) may be subject to numerical instabilities due to terms that ought to be zero; Eq. (21) is a quantitative measure for the random error. All derivations are consistent with the microscopic pressure definition.

Helpful discussions with Dr. Juergen Horbach are acknowledged.

References

- [1] P. Vignolo, A. Minguzzi, and M. P. Tosi, Phys. Rev. Lett. **85**, 2850 (2000).
- [2] B. D. Todd, D. J. Evans, and P. J. Daivis, Phys. Rev. E **52**, 1627 (1995).
- [3] G. Hummer and N. Gronbach-Jensen, J. Chem. Phys. **109**, 2791 (1998).
- [4] B. Hafskjold and T. Ikeshoji, Phys. Rev. E **66**, 011203 (2002).
- [5] F. Varnik and K. Binder, J. Chem. Phys. **117**, 6336 (2002).
- [6] R. B. Pandey, A. Milchev, and K. Binder, Macromolecules **30**, 1194 (1997).
- [7] F. Varnik, J. Baschnagel, and K. Binder, J. Chem. Phys. **113**, 4444 (2000).
- [8] L. Foret, R. Kuhn, and A. Wurger, Phys. Rev. Lett. **89**, 156102 (2002).

- [9] R. S. Cantor, J. Phys. Chem. B **101**, 1723 (1997).
- [10] R. S. Cantor, Biochemistry **36**, 2339 (1997).
- [11] H. Heinz, W. Paul, U. W. Suter, and K. Binder, in preparation.
- [12] H. Heinz, E. Leontidis, and U. W. Suter, J. Am. Chem. Soc. **123**, 11229 (2001).
- [13] H. Heinz, H. J. Castelijns, and U. W. Suter, J. Am. Chem. Soc. **125**, 9500 (2003).
- [14] J. O. Hirschfelder, C. F. Curtiss, and R. B. Bird, *Molecular Theory of Gases and Liquids* (Wiley, New York, 1964).
- [15] M. P. Allen and D. J. Tildesley, *Computer Simulation of Liquids* (Clarendon Press, Oxford, 1987).
- [16] J. M. Haile, *Molecular Dynamics Simulation. Elementary Methods* (Wiley, New York, 1992, Appendix B).
- [17] J. P. Hansen and I. R. McDonald, *Theory of Simple Liquids* (Academic Press, London, ed. 2, 1996)
- [18] D. Frenkel and B. Smit, *Understanding Molecular Simulation: From Algorithms to Applications* (Academic Press, San Diego, ed. 2, 2002).
- [19] J. H. Irving and J. G. Kirkwood, J. Chem. Phys. **18**, 817 (1950).
- [20] A. Harasima, Adv. Chem. Phys. **1**, 203 (1958).
- [21] P. H. Hunenberger, J. Chem. Phys. **116**, 6880 (2002).
- [22] M. Alonso and E. J. Finn, *Fundamental University Physics, Vol. I* (Addison-Wesley, Reading, MA, ed. 2, 1980).
- [23] H. J. C. Berendsen, J. P. M. Postma, W. F. van Gunsteren, A. DiNola, and J. R. Haak, J. Chem. Phys. **81**, 3684 (1984).
- [24] G. J. Martyna, D. J. Tobias, and M. L. Klein, J. Chem. Phys. **101**, 4177 (1994).