

Ferroelectricity in $(\text{K@C}_{60})_n$

Dennis P. Clougherty*

*Institute for Theoretical Atomic and Molecular Physics
Harvard-Smithsonian Center for Astrophysics
60 Garden St.
Cambridge, MA 02138*

A theoretical analysis of the ground state of long-chain $(\text{K@C}_{60})_n$ is presented. Within mean field theory, a ferroelectric ground state is found to be stable because of the pseudo-Jahn-Teller mixing of the b_{1u} and the b_{2g} band with a zone-center optical phonon involving the displacement of the endohedral K^+ ions. A phase diagram for this model is derived in the narrow bandwidth regime.

PACS numbers:

Introduction

Fullerenes have proven to be useful building blocks in the synthesis of novel molecular solids. Metals, insulators, ferromagnets, and superconductors have all been fashioned out of fullerenes. A variety of fullerene-based polymeric structures have also been synthesized and characterized[1, 2, 3, 4, 5]. Linear chains of C_{60}^- have been produced[1] by the coevaporation of K with C_{60} . The external K atoms readily donate their valence electrons to the C_{60} molecules, forming a charged “pearl necklace” of C_{60} anions (see Fig. 1).

Endohedral doping, where one or more atoms are positioned inside the C_{60} cage, offers an alternative way to modify the properties of fulleride solids. Theoretical studies show that sizeable electric dipole moments[6, 7, 8, 9, 10, 11] can result from the endohedral doping of isolated fullerenes with metal atoms, so-called metallofullerenes. The dipole formation can be understood[11] as a consequence of the pseudo-Jahn-Teller effect (PJT) where the t_{1u} and t_{1g} electronic states of the metallofullerene are mixed by a t_{1u} distortion involving the displacement of the central metal atom, the $(t_{1u} \oplus t_{1g}) \otimes t_{1u}$ model.

The properties of a linear chain of metallofullerenes are investigated in what follows. A lattice generalization of the $(b_{1u} \oplus b_{2g}) \otimes b_{3u}$ PJT model is explored. A phase diagram for this model is derived in the narrow bandwidth regime. It is shown that within mean field theory, a ferroelectric ground state is stable when the coupling constant g exceeds a critical value g_0 which depends on the cation force constant κ and the $b_{1u} - b_{2g}$ energy spacing Δ .

Model Hamiltonian

ESR measurements on exohedral polymeric $(\text{KC}_{60})_n$ are consistent with one electron transfer from K atoms to the C_{60} chains. Adjacent C_{60} molecules bond with a preferred orientation as indicated in Fig. 1. The axis of the chain bisects a pair of hexagon-hexagon bonds on every C_{60} molecule. It is assumed that endohedral polymeric $(\text{K@C}_{60})_n$ will have the same structure.

Such an arrangement of metallofullerenes with the K^+ ions centered with respect to the C_{60} cages will have a point group symmetry of D_{2h} , as the chain axis is coincident with one of the molecule’s two-fold rotation axes. Facing hexagon-hexagon bonds on adjacent C_{60} molecules align, and the two intermolecular bonds together with the two facing hexagon-hexagon bonds complete a four-membered ring. A coordinate system is chosen so that the chain axis is labeled by z and the four-membered rings lie in the yz -plane as indicated in Fig. 1.

In an isolated alkali-doped metallofullerene, the highest occupied molecular orbital (HOMO) has a three-fold spatial degeneracy and transforms as t_{1u} under the icosahedral group. With the site symmetry lowered to D_{2h} , this three-fold degeneracy is lifted and the t_{1u} multiplet is split into its components under D_{2h} : b_{1u} , b_{2u} , and b_{3u} . Ligand-field analysis indicates that the b_{2u} and b_{3u} levels which transform as y and x will be closely spaced in energy, while the b_{1u} will be lowered by more than the splitting δ between b_{2u} and b_{3u} .

It can be argued using symmetry considerations that the b_{2u} state will be lower in energy than the b_{3u} state. The HOMO is composed primarily of radially directed atomic p orbitals. Since the b_{3u} state must transform as x , the yz -plane must be a nodal plane for this state, as any combination of p_z orbitals centered on the sites of the

* Permanent address: Department of Physics, University of Vermont, Burlington, VT 05405-0125

four-membered ring would be even under reflection through the yz -plane. Thus the C atoms participating in the hexagon-hexagon bonds on axis can not contribute p_z character to the b_{3u} orbital.

In the b_{2u} state, however, these C atoms can contribute p_z character and satisfy the symmetry requirement of oddness under $y \rightarrow -y$. Consequently, the b_{2u} state has a lower energy through σ -bonding to nearest neighbors along the chain axis.

The lowest unoccupied molecular orbital (LUMO) in an alkali-doped metallofullerene transforms as t_{1g} . In analogy with the HOMO, in the polymer, this multiplet is split into b_{1g} , b_{2g} , and b_{3g} with the ordering given in Fig. 2.

It has been previously shown[11] that there is strong vibronic mixing of the t_{1u} and t_{1g} orbitals in metallofullerenes through central atom displacements. A lattice generalization of that pseudo-Jahn-Teller (PJT) model is now described.

The Hamiltonian is given by

$$\mathcal{H} = \mathcal{H}_0 + \mathcal{H}_{\text{PJT}} + \mathcal{H}_{\text{elast}} \quad (1)$$

where

$$\mathcal{H}_0 = -t \sum_n (c_{1n}^\dagger c_{1n+1} + c_{2n}^\dagger c_{2n+1} + \text{h.c.}) + \sum_n \Delta c_{2n}^\dagger c_{2n} \quad (2)$$

where n runs over endofullerene site, c_{1n}^\dagger (c_{1n}) creates (annihilates) an electron in orbital b_{1u} at site n , c_{2n}^\dagger (c_{2n}) creates (annihilates) an electron in orbital b_{2g} at site n , and Δ is the energy spacing between the b_{1u} and b_{2g} orbitals. The hopping matrix is taken to be diagonal in orbital type and spin, and the spin indices are suppressed for clarity.

The pseudo-Jahn-Teller Hamiltonian on the n th endofullerene is taken to be

$$\mathcal{H}_{\text{PJT}} = -\frac{g\Delta}{a} \sum_n (c_{1n}^\dagger c_{2n} Q_n + \text{h.c.}) \quad (3)$$

where a is the equilibrium spacing between successive endofullerenes, and g is a dimensionless coupling constant.

The point group symmetry only allows for vibronic mixing of b_{1u} and b_{2g} orbitals with a displacement transforming as b_{3u} . Hence, Q_n is a displacement on the n th endofullerene in the x direction, perpendicular to the plane of the four-membered rings.

$\mathcal{H}_{\text{elast}}$ is the elastic energy for the displacements of the K^+ ions.

$$\mathcal{H}_{\text{elast}} = \frac{\kappa}{2} \sum_n Q_n^2 \quad (4)$$

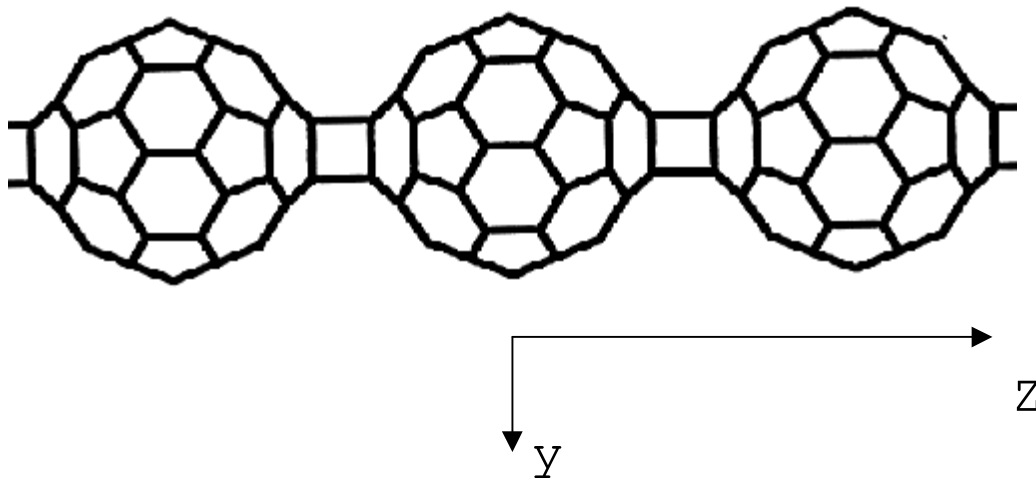


FIG. 1: Bonding structure of $(\text{KC}_{60})_n$.

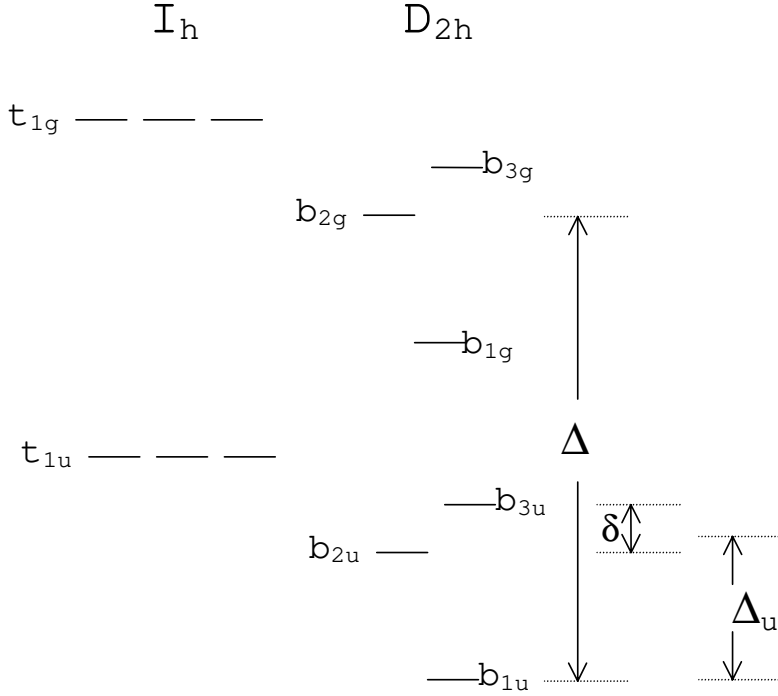


FIG. 2: Correlation diagram of t_{1u} and t_{1g} manifolds under an axial ligand field.

With the following transformations,

$$c_{\alpha k} = \frac{1}{\sqrt{N}} \sum_n e^{ikn} c_{\alpha n} \quad (5)$$

$$Q_k = \frac{1}{\sqrt{N}} \sum_n e^{ikn} Q_n \quad (6)$$

the Hamiltonian can be written in the k -space representation

$$\mathcal{H} = \sum_{\alpha, k} \epsilon_{\alpha}(k) c_{\alpha k}^{\dagger} c_{\alpha k} - \frac{g\Delta}{\sqrt{N}Q^2} \sum_{k, q} (c_{1k+q}^{\dagger} c_{2k} Q_q + \text{h.c.}) + \frac{1}{2} \kappa \sum_q |Q_q|^2 \quad (7)$$

where $\epsilon_g(k) = \Delta - 2t \cos k$ and $\epsilon_u(k) = -2t \cos k$.

In analogy with $(KC_{60})_n$, the t_{1u} and t_{1g} bands in $(K@C_{60})_n$ are expected to have a width of the order of $\frac{1}{2}$ eV. Hence, $(K@C_{60})_n$ is expected to be in the narrow bandwidth regime where the $b_{1u} - b_{2g}$ orbital splitting is much larger than the bandwidth, $\Delta \gg 4t$.

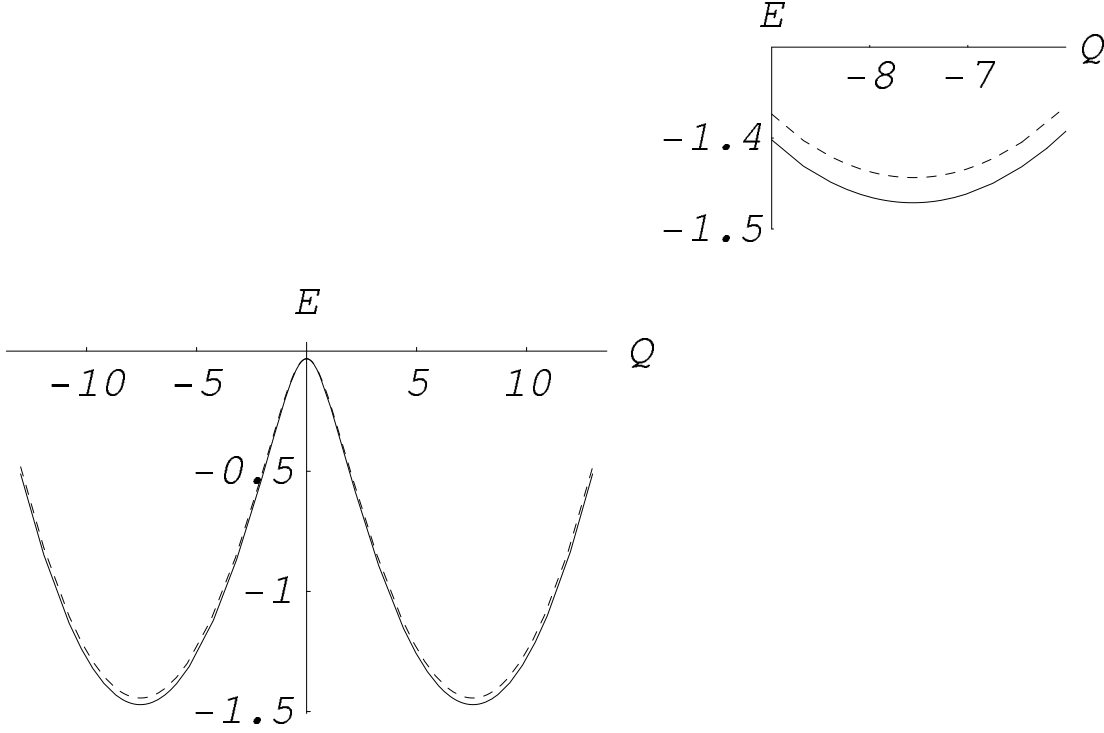


FIG. 3: Ground state energy per unit length E vs. $Q = 2g\Delta|Q_q|/a\sqrt{N}$ for $q = 0$ and $q = \pi$ (dashed). The values $g = 20$, $t = 0.5$ eV, $\Delta = 1$ eV and $\kappa = 1.6$ eV/Å² were chosen. Top right graph shows detail in vicinity of a minimum.

Mean Field Theory

With a single mode of distortion given by a non-vanishing Q_q , \mathcal{H} can be diagonalized with a canonical transformation so that

$$\mathcal{H} = \sum_k (E_{k+} n_{k+} + E_{k-} n_{k-}) + \frac{\kappa}{2} |Q_q|^2 \quad (8)$$

where

$$E_{k\pm} = \frac{1}{2} (\epsilon_u(k) + \epsilon_g(k+q)) \pm \frac{1}{2} \sqrt{(\epsilon_g(k+q) - \epsilon_u(k))^2 + \frac{4g^2\Delta^2}{Na^2} |Q_q|^2} \quad (9)$$

and $n_{k\pm}$ are the usual occupation number operators of the vibronic quasiparticles.

The ground state energy of chain with one electron per endofullerene on average is obtained by half-filling the lowest energy vibronic band. In the continuum limit,

$$E(Q_q) = \frac{Na}{\pi} \int_{-\pi/2a}^{\pi/2a} dk E_{k-} + \frac{\kappa}{2} |Q_q|^2 \quad (10)$$

The ground state energy can be calculated to $\mathcal{O}(\frac{4t}{\Delta})^2$

$$E(Q_q) \approx \frac{Na\Delta}{2} \left[1 - \left(\frac{4t}{\Delta}\right) \frac{2}{\pi} \cos^2 qa/2 - \sqrt{1 + \tilde{Q}_q^2} - \left(\frac{4t}{\Delta}\right) \frac{\sin^2 qa/2}{\pi \sqrt{1 + \tilde{Q}_q^2}} - \left(\frac{4t}{\Delta}\right)^2 \frac{\tilde{Q}_q^2 \sin^2 qa/2}{4(1 + \tilde{Q}_q^2)^{3/2}} \left(1 + \frac{1}{\pi} \sin qa\right) \right] + \kappa |Q_q|^2 / 2 \quad (11)$$

where $\tilde{Q}_q^2 = 4g^2|Q_q|^2/Na^2$.

At $q = 0$, the energy is a minimum for non-vanishing Q_q when $g > g_0$ where $g_0 = \sqrt{\kappa a^2/2\Delta}$. The results for the ferroelectric and antiferroelectric cases are displayed in Fig. 3.

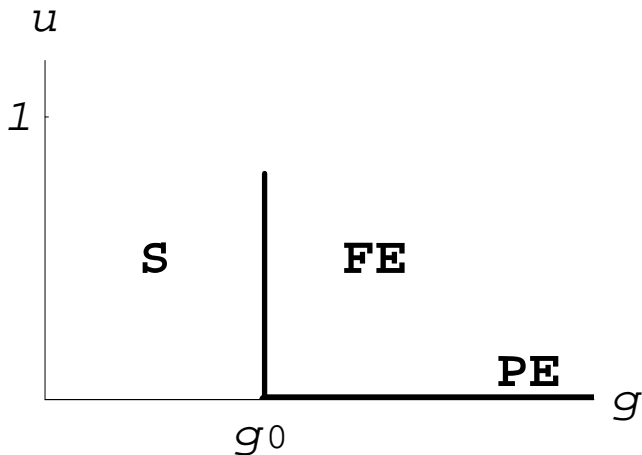


FIG. 4: Zero-temperature phase diagram for $(\text{K}@\text{C}_{60})_n$ in the narrow bandwidth regime $u = \frac{4t}{\Delta} \ll 1$.

When $g > g_0$ the energy minimum is found at $q = 0$, corresponding to an ferrodistoritive transition. This displacement creates local electric dipoles on the endofullerenes that are aligned perpendicular to the yz -plane, yielding a uniaxial ferroelectric phase (FE). A paraelectric (PE) phase exists along the line segment $g > g_0$ and $t = 0$ where independent, local dipole moments form on the endofullerenes. The symmetric phase (S), where no local dipole moments form, is stable for $g < g_0$. These results are summarized in zero-temperature phase diagram pictured in Fig. 4.

Acknowledgments

This work was supported by the National Science Foundation through a grant for the Institute for Theoretical Atomic and Molecular Physics at Harvard University and the Smithsonian Astrophysical Observatory.

-
- [1] Pekker, S. *et al.*, *Science* **256**, 1077 (1994).
 - [2] Geckeler K.E. and Hirsch A., *J. Am. Chem. Soc.* **115**, 3850 (1993).
 - [3] Rao A.M. *et al.*, *Science* **259** 955 (1993).
 - [4] Patil A.O. *et al.*, *Polymer Bulletin* **30**, 187 (1993).
 - [5] Stephens P.W. *et al.*, *Nature* **370**, 636 (1994).
 - [6] Cioslowski J. and Fleischmann E.D., *J. Chem. Phys.* **94**, 3730 (1991).
 - [7] Liu J., Iwata S., and Gu B., *Phys. Rev. B* **50**, 5552 (1994).
 - [8] Schmidt P.P., Dunlap B.I., and White C.T., *J. Phys. Chem.* **95**, 10537 (1991).
 - [9] Wang L.S. *et al.*, *Chem. Phys. Lett.* **207**, 354 (1993).
 - [10] Erwin S.C., in **Buckminsterfullerenes**, 217 (VCH Publishers, New York, 1993).
 - [11] Clougherty D.P., and Anderson F.G., *Phys. Rev. Lett.* **80**, 3735 (1998).
 - [12] Dresselhaus M.S., Dresselhaus G., and Eklund P.C., *Science of Fullerenes and Carbon Nanotubes*, San Diego: Academic Press, 1996, ch. 10, pp. 316-325.