

Debt Subordination and The Pricing of Credit Default Swaps

Peter B. Lee^a, Mark B. Wise^b and Vineer Bhansali^c

(a) *California Institute of Technology, Pasadena CA 91125*
peter@theory.caltech.edu

(b) *California Institute of Technology, Pasadena CA 91125*
wise@theory.caltech.edu

(c) *PIMCO, 840 Newport Center Drive, Suite 300*
Newport Beach, CA 92660
bhansali@pimco.com

Abstract

First passage models, where corporate assets undergo a random walk and default occurs if the assets fall below a threshold, provide an attractive framework for modeling the default process. Recently such models have been generalized to allow a fluctuating default threshold or equivalently a fluctuating total recovery fraction R . For a given company a particular type of debt has a recovery fraction R_i that is greater or less than R depending on its level of subordination. In general the R_i are functions of R and since, in models with a fluctuating default threshold, the probability of default depends on R there are correlations between the recovery fractions R_i and the probability of default. We find, using a simple scenario where debt of type i is subordinate to debt of type $i - 1$, the functional dependence $R_i(R)$ and explore how correlations between the default probability and the recovery fractions $R_i(R)$ influence the par spreads for credit default swaps. This scenario captures the effect of debt cushion on recovery fractions.

1 Introduction

The Merton framework [Merton (1974)] provides an attractive approach to credit risk, relating default probabilities for corporations to their stock prices. The default process is usually modeled by assuming that the corporate assets undergo a simple random walk and the first time the assets fall below a threshold T default occurs [Black and Cox (1976), Longstaff and Schwartz (1995), Leland and Toft (1996), *etc.*]. A company may have several types of debt, type i contributing D_i to a total debt D ($\sum_i D_i = D$). The debt holders weighted, by debt fraction, average recovery fraction (i.e., total recovery fraction) R is equal to T/D . If default occurred when the assets first passed a threshold equal to D then the total recovery fraction would be one. However, the total recovery fraction is typically considerably less than one and its precise value is not known until after the default actually occurs. Hence the default threshold T or equivalently the total recovery fraction R should be treated as a random variable. Recently first passage models have been generalized to include a fluctuating recovery [Pan (2001), Finkelstein, et. al. (2002)]. Expected default probabilities and par spreads c_i for credit default swaps have been computed using a first passage model with a fluctuating total recovery fraction R . The expected default probability, $P_D(t)$, for example, is calculated by taking the usual first passage time expression $P_D(t|R)$ and taking its expected value over possible values for R .

Since the recovery fraction for the i 'th type of debt, R_i is not equal to R it is usually treated as a fixed independent quantity in the calculation of par spread, c_i for a default swap on corporate bonds which form the i 'th debt type¹. This assumption neglects the empirical observation that recovery fractions for different classes of bonds typically depend strongly on the total recovery, and there is considerable uncertainty regarding the expected recovery for each class. We argue that the R_i 's are actually functions of R and the main purpose of this paper is to study the implications of this relationship for the pricing of credit default swaps on different subordination classes of bonds. Clearly the R_i cannot be completely independent of R . For example, since

$$\sum_i R_i D_i = RD, \tag{1}$$

if R and the R_i go between zero and one then $R = 0$ implies that all of the R_i are zero and $R = 1$ then all of the $R_i = 1$.

In a simple scenario where debt of type i is subordinate to debt of type $i - 1$ we find the functional dependence of the R_i on R and use it to compute the par credit default swap spreads, c_i . Since the default probability $P_D(t|R)$ depends on R and the recovery fractions R_i now also depend on R there are correlations between these two quantities which play an important role. We examine the significance of these correlations and find that they cause a substantial decrease in default swap par spreads. The effect is very dramatic for the most senior debt.

Debt cushion for debt of type i refers to the proportion of total debt occupied by those junior to it [Van de Castle and Keisman (1999)]. The simple scenario we discuss in this paper relates recovery fractions R_i to R in a way that incorporates the impact of debt

¹For an excellent discussion on the treatment of recovery in various classes of models for credit risk see Altman et. al. (2002).

cushion on the pricing of credit default swap spreads and we find that expected recovery rates increase substantially as the debt cushion increases.

2 Credit Default Swaps in a First Passage Model With Fluctuating Default Threshold

We take the corporate assets V_t to undergo the Ito process,

$$\frac{dV_t}{V_t} = \sigma dW_t + \mu dt, \quad (2)$$

where,

$$E[(dW_t)^2] = dt \quad (3)$$

and μ is the coefficient of a drift term. The stochastic process for $\log(V_t)$ is obtained using Ito's lemma

$$d(\log V_t) = \sigma dW_t + \left(\mu - \frac{\sigma^2}{2}\right) dt, \quad (4)$$

where \log denotes the natural logarithm. Integrating over time

$$V_t = V_0 \exp\left(\sigma W_t + \left(\mu - \frac{\sigma^2}{2}\right)t\right). \quad (5)$$

In this paper, we set $\mu = 0$ so that the expected value, $E[V_t]$ is independent of time [Pan (2001)].² Default occurs if the assets V_t fall below a threshold T . If the total corporate debt is D , the average recovery fraction weighted by debt fraction (i.e., total recovery fraction) is $R = T/D$. Because the total recovery fraction is not known at the initial time, the default threshold T or equivalently the total recovery fraction R is taken to be a random variable with probability distribution $P(R)$. The expected survival probability, $P_S(t)$, for the fluctuating default threshold case results from weighting the standard (i.e., fixed default threshold) first passage time expression with the probability distribution $P(R)$. The survival condition is $V_t > T$ which implies that,

$$W_t - \frac{\sigma}{2}t > \frac{1}{\sigma} \log\left(\frac{RD}{V_0}\right). \quad (6)$$

The survival probability can be deduced from the above condition since it simply leads to a constant drift Brownian motion with an absorbing barrier. Introducing the convenient notation to signify expectations of a quantity $f(R)$ over the recovery probability density function

$$\langle f(R) \rangle = \int_0^1 dR P(R) f(R), \quad (7)$$

²For the purpose of pricing credit default swaps, one should use the risk-neutral measure $dV = rV_t dt - Cdt + \sigma dW_t$ if the answer to the delicate question of V_t being a traded asset is affirmative. Here, r is the risk-free interest rate and C arises from dividends and interest payments made on the debt. In this article, we drop the drift terms r and C in order to concentrate on the effects of debt subordination and debt cushion on the pricing of CDS.

the expected survival probability is

$$P_S(t) = \langle P_S(t|R) \rangle \quad (8)$$

where

$$P_S(t|R) = \Phi\left(-\frac{B(R)}{\sqrt{t}} - \frac{\sigma\sqrt{t}}{2}\right) - \exp(-\sigma B(R)) \Phi\left(\frac{B(R)}{\sqrt{t}} - \frac{\sigma\sqrt{t}}{2}\right). \quad (9)$$

In equation (9)

$$B(R) = -\frac{1}{\sigma} \log\left(\frac{V_0}{DR}\right) \quad (10)$$

and Φ is the cumulative normal distribution,

$$\Phi(a) = \frac{1}{\sqrt{2\pi}} \int_{-\infty}^a dx \exp\left(-\frac{x^2}{2}\right). \quad (11)$$

Although there have been reports of recovery rates greater than unity, such events are rare and untypical. Hence, we take the upper limit in the range of integration in equation (7) to be $R = 1$. When V_0/D is significantly greater than unity this causes an unrealistically large suppression of default probabilities at small times. It is straightforward to extend the results presented here to allow for $R > 1$.

The credit default swap par spread c_i for a particular type of debt labelled by i can be found by equating the expected loss due to the firm defaulting with the credit default swap payments, which are assumed to be made continuously³. We have

$$c_i = \frac{\left\langle (1 - R_i(R)) \left(1 - P_S(0|R) - \int_0^t ds \frac{\partial P_S(s|R)}{\partial s} e^{-\hat{r}(s)s}\right) \right\rangle}{\left\langle \int_0^t ds P_S(s|R) e^{-\hat{r}(s)s} \right\rangle}, \quad (12)$$

where $\hat{r}(s)$ is the spot rate of term s .

In the remainder of this section, we consider a simple scenario for the recovery rates pertinent to different classes of debt at the point of default. Consider N different classes of debts

$$D_i, \quad 1 \leq i \leq N \quad (13)$$

in the descending order of seniority such that D_1 is the most senior. We have the following constraints on the debts:

$$\sum_{i=1}^N D_i = D, \quad (14)$$

$$\sum_{i=1}^N R_i D_i = RD. \quad (15)$$

Under the current U.S. bankruptcy legislation, assets of a bankrupt firm are distributed to its creditors according to the *Absolute Priority Rule* [Gupton and Stein (2002)]. Senior debt

³Equation (12) can be easily generalized to spread payments that are made discretely.

holders are able to have a claim on the remaining assets before the junior holders can do so. However, in practice the actual recovery rates may depend on a “plan” agreed upon by the claimants. In this article, we apply the Absolute Priority Rule in its strictest sense. We assume that senior holders, when given the chance, are able to claim up to the full recovery rate at which point the next senior holder is able to stake a claim. For example, the most senior holder’s recovery rate initially goes as $R_1 = RD/D_1$ then caps at 1. The next senior debt holder is unable to recover any amount of the asset until $R = D_1/D$, then he recovers $(RD - D_1)/D_2$ until the recovery rate caps at 1. Repeating this argument, one can show that for the i ’th subordinate, the recovery fraction can be expressed as

$$R_i(R) = \alpha_i(R) [\Theta(\alpha_i(R)) - \Theta(\alpha_i(R) - 1)] + \Theta(\alpha_i(R) - 1), \quad (16)$$

$$\alpha_i(R) = \frac{D}{D_i} \left(R - \sum_{j=1}^{i-1} (D_j/D) \right),$$

where $1 \leq i \leq N$ and $R \in [0, 1]$. Θ is the step function defined in the following manner:

$$\Theta(x) = \begin{cases} 1 & \text{if } x \geq 0 \\ 0 & \text{otherwise.} \end{cases} \quad (17)$$

Obviously, the general expression for the credit default swap par spread c_i given in equation (12) can accommodate any form of the recovery rate as a function of the total recovery rate on total debt. The scenario we consider with the recovery rates depending only on the seniority of the debt and the level of debt cushion should prove useful in a general framework for pricing credit default swaps.

3 Numerical Results

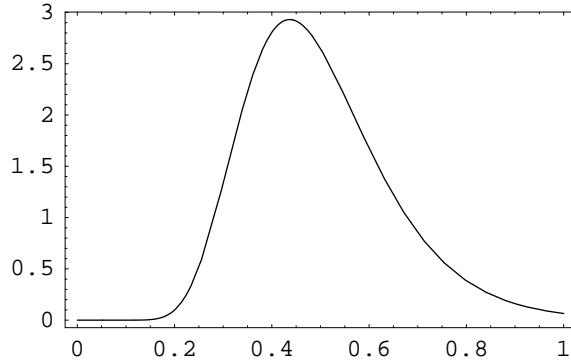


Figure 1: $P(R)$ from recovery distribution for years 1987 to 1997.

The total recovery rate for a company is correlated with the level of default activity in the market and is dependent on numerous macroeconomic as well as company specific

factors. In this paper, we only concentrate on the effect of seniority on the recovery rates R_i . We take the total recovery rate to follow the lognormal probability distribution

$$P(R) = \frac{6.48933 \times 10^{-2}}{R^{9.20164}} \exp\left(-\frac{50}{9}(\log(R))^2\right), \quad (18)$$

which was fit to recovery data from non-financial firms that defaulted from 1987 to 1997 [Finkelstein, et. al. (2002)]. Figure 1 plots $P(R)$ in equation (18) as a function of R .

We consider a firm with initial asset to debt ratio of $V_0/D = 2$, asset volatility $\sigma = 0.4$ and capital structure composed of three types of debt with, $D_1/D = 0.5$, $D_2/D = 0.1$ and $D_3/D = 0.4$. We have chosen the debt cushion for debt of type 1 to be 50% so that its average recovery rate of 88% is significantly less than unity. For example, a debt cushion of 75% implies an average recovery rate $\langle R_1(R) \rangle$ of nearly 100% and a 25% debt cushion yields average recovery rate of 65%. If we identify debt of type 1 with bank loans, these average recovery rates are in reasonable agreement with the results reported by Van de Castle and Keisman (1999).

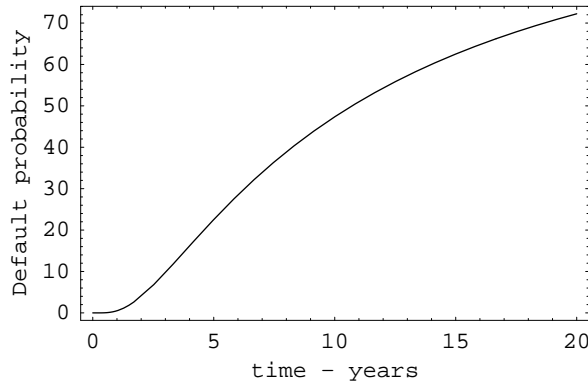


Figure 2: Cumulative default probability (in percent) versus time (in years) with $P(R)$ given in Figure 1 and parameters $V_0/D = 2$, $\sigma = 0.4$.

Using $P(R)$ shown in Figure 1 its cumulative expected default probability, $P_D(t) = 1 - P_S(t)$, is plotted in Figure 2 as a function of time t . Note the suppression at small times. For example, $P_D(1\text{yr})$ is only 0.5%. As we remarked earlier this occurs because V_0/D is significantly greater than unity and fluctuations of R greater than 1 are forbidden.

The effect of debt subordination on the pricing of credit default swaps for this firm's debt is illustrated in Figure 3, where the par spreads, c_i are plotted as a function of debt maturity. The lower curve is for debt of type 1, middle curve for debt of type 2 and the upper curve is for the least senior debt of type 3.

The correlations between recovery the rates $R_i(R)$ and default probability $P_D(t|R) = 1 - P_S(t|R)$ are defined by

$$\xi_i(t) = \frac{\langle R_i(R)P_D(t|R) \rangle - \langle R_i(R) \rangle \langle P_D(t|R) \rangle}{\sqrt{\langle R_i(R)^2 \rangle - \langle R_i(R) \rangle^2} \sqrt{\langle P_D(t|R)^2 \rangle - \langle P_D(t|R) \rangle^2}}, \quad (19)$$

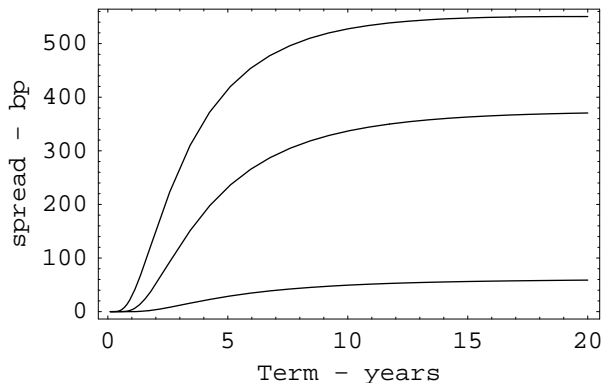


Figure 3: Annualized credit default spreads (in bps) versus maturity (in years) for $D_1/D = 0.5$, $D_2/D = 0.1$, $D_3/D = 0.4$, $V_0/D = 2$, $\hat{r}(s) = 0.05$ and $\sigma = 0.4$.

and they are plotted in Figure 4 as a function of time. The correlations are positive since both the cumulative default probability $P_D(t|R)$ and the recovery fractions $R_i(R)$ are increasing functions of total recovery fraction R . These strong correlations lead to a substantial reduction in par spreads for credit default swaps.

In Figure 5, we demonstrate the effect of including the correlation between $R_i(R)$ and $P_D(t|R)$ on the pricing of credit default swaps. The solid curve plots the c_i 's with the correlation included and the dotted curve plots the c_i 's with $R_i(R)$ in equation (12) set to the constant expected recovery value $\langle R_i(R) \rangle$. The correlation substantially decreases credit default par spread values. For example, with the parameters we have chosen the cumulative 5yr default probability for the company is 23% and the par spread for a 5 yr credit default swap on the type 2 debt is $c_2 = 232\text{bp}$. However if $R_2(R)$ is replaced by $\langle R_2(R) \rangle = 32\%$ in equation (12), then one finds $c_2 = 322\text{bp}$.

The effect of this correlation is more significant for the most senior type 1 debt. In that case the recovery is one unless R has fluctuated below 0.5. The credit spread then only gets a contribution from this region of R integration in equation (12). But for R in this region the default probability is small resulting in a small credit default swap par spread. For example, for a 5yr maturity default swap we find that c_1 is only 29bp, however if $R_1(R)$ is replaced by $\langle R_1(R) \rangle = 88\%$ in equation (12) then one finds the much larger value $c_1 = 57\text{bp}$. The very large suppression of credit spreads for the most senior debt caused by the correlation between $R_i(R)$ and $P_D(t|R)$ may indicate a problem with the general picture where corporate assets undergo a simple random walk in time, default occurs when the asset value first crosses a threshold, the uncertainty of recovery is associated with universal fluctuations in the default threshold and credit default swap spreads are computed by equating expected cash flows.

4 Conclusion

Within the context of a first passage default model with a fluctuating default threshold we have explored the implications of the correlation between the recovery fraction for a

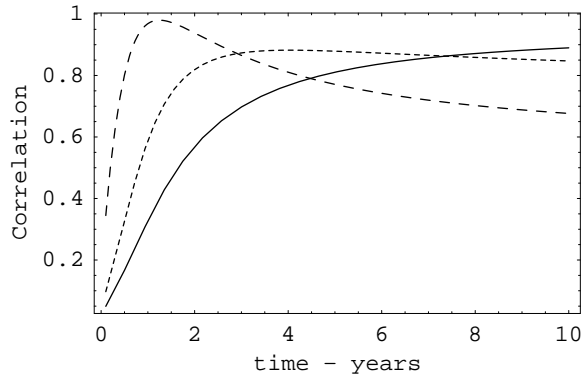


Figure 4: Correlations $\xi_i(t)$ of cumulative default probability and the recovery rates R_i . The solid curve is for $i = 1$, short dashed $i = 2$ and the long dashed is for $i = 3$.

particular type of debt $R_i(R)$ and the default probability $P_D(t|R)$ for the pricing of credit default swaps.

A fluctuating default threshold is equivalent to a fluctuating total recovery rate R . In general a company has several types of debt D_i each with a different recovery rate R_i and the total recovery rate satisfies $RD = \sum_i R_i D_i$, where D is the total debt. In a simple scenario where debt of type i is subordinate to debt of type $i - 1$, we explicitly derived the functional relationship $R_i(R)$. The impact of debt cushion on recovery rate has been known for some time, and this scenario captures its effect on the pricing of credit default swap spreads. Using a form for the probability of total recovery $P(R)$ suggested by historical data, we calculated par spreads c_i for credit default swaps on corporate bonds with different levels of subordination. We found that the correlation between $R_i(R)$ and $P_D(t|R)$ dramatically decreases the par spreads for credit default swaps and this effect is greatest for the most senior debt.

As Figure 4 shows there is a positive correlation between recovery rates $R_i(R)$ and default probabilities $P_D(t|R)$ since both these quantities are increasing functions of the total recovery fraction R . There is mounting empirical evidence for a negative correlation between default probabilities and recovery rates [Frye (2000a), Frye (2000b), Altman (2001), Carey and Gordy (2001), Hamilton et. al. (2001), and Altman and Brady (2002)]. However, it is possible to accommodate this empirically observed behavior within the general class of models we are discussing. For example, the default probability increases as σ does, and one could introduce a correlation where companies with a larger asset volatility σ have a lower mean default threshold. Even in such an extension of the model explicitly discussed in this paper the functional dependence of the recovery rates for particular types of debt R_i on the total recovery rate (on the total debt) R will play an important role in the correct pricing of credit default swaps.

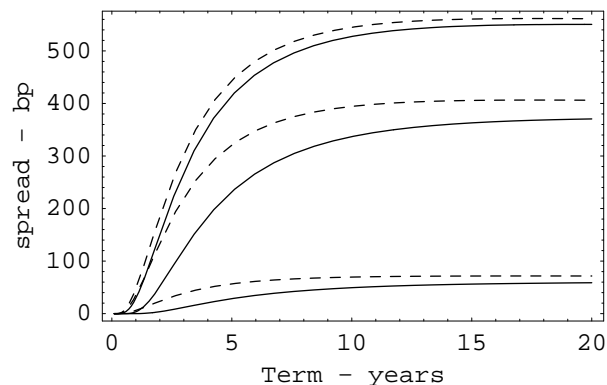


Figure 5: Credit default spreads (in bps) versus maturity (in years) for $\langle R_1 \rangle = 0.88$, $\langle R_2 \rangle = 0.32$, $\langle R_3 \rangle = 0.06$ with the same parameters as in Figure 1. Solid curve is with correlation and dotted curve is without.

References

- Altman (2001), *Altman High Yield Bond and Default Study*, Solomon Smith Barney, U.S. Fixed Income High Yield Report, July.
- Altman, E. and Brady, B. (2002), *Explaining Aggregate Recovery Rates on Corporate Bond Defaults*, NYU Salomon Center Working Paper Series.
- Altman, E., Brady, B., Resti, A. and Sironi, A. (2002) *The Link between Default and Recovery Rates: Implications for Credit Risk Models and Procyclicality*, working paper.
- Black, F. and Cox, J. (1976) *Valuing Corporate Securities: Some Effects of Bond Indenture Provisions*, Journal of Finance, 31, 351-367.
- Carey, M. and Gordy, M. (2001) *Systematic Risk in Recoveries on Defaulted Debt*, working paper presented at the 2001 Financial Management Association Meetings, Toronto, October 20.
- Finkelstein, V., Lardy, J.P., Pan, G., Ta, T. and Tierney, J. (2002), Credit Grades Technical Document, edited by C. Finger.
- Frye, J. (2000a) *Collateral Damage Detected*, Federal Reserve Bank of Chicago, Working Paper, Emerging Issues Series, October 1-14.
- Frye, J. (2000b) *Depressing Recoveries*, Federal Reserve Bank of Chicago, Risk, January.
- Gupton, G. and Stein, R. (2002) *LossCalc: Moody's Model for Predicting Loss Given Default (LGD)*, Moody's Investors Service, February.
- Hamilton, D., Gupton, G., and Berthault, A. (2001) *Default and Recovery Rates of Corporate Bond Issuers: 2000*, Moody's Investment Service, February.
- Leland, H. and Toft, K. (1996) *Optimal Capital Structure, Endogenous Bankruptcy and the*

Term Structure of Credit Spreads, Journal of Finance, 51, 987-1019.

Merton, R. (1974), *On Pricing of Corporate Debt: The Risk Structure of Interest Rates*, Journal of Finance 29, 449-470.

Longstaff, F. and Schwartz, E. (1995) *A Simple Approach to Valuing Risky Floating Rate Debt*, Journal of Finance, 50, 789-819.

Pan, G. (2001) *Equity to Credit Pricing*, Risk, 99-102, November.

Van de Castle, K. and Keisman, D. (1999) *Recovering Your Money: Insights Into Losses From Defaults*, Standard & Poor's CreditWeek, June.