

# Spin density wave and pseudogap in HTSC cuprates

L. S. Mazov

*Institute for Physics of Microstructures, Russian Academy of Science  
Nizhny Novgorod, GSP-105, 603600, Russia*

The evidence for the SDW nature of the pseudogap in HTSC cuprates is presented from resistive and direct gap measurements (ARPES, tunneling experiments etc.). Its d-wave symmetry mimics the symmetry of the order parameter measured in the SC state. The magnetic phase  $H-T$  diagram for HTSC cuprates is formed. The possible influence of an additional (SDW) order parameter on the vortex structure in the applied magnetic field is analysed. The behavior is discussed in terms of itinerant electron systems with interplay between superconductivity and magnetism.

## I. INTRODUCTION

The nature of the pseudogap in the electron energy spectra of HTSC cuprates observed in magnetic, neutron, optic etc. measurements remains to be of interest during last decade. This pseudogap appears in the normal state, well before the SC transition and persists to liquid helium temperatures. Its  $d_{x^2-y^2}$ -wave symmetry seems to be attractive for possible d-wave superconductivity (for review, see, e.g. [1]). Though to account for the formation of this pseudogap it was proposed a number of models considered both the formation of Cooper pairs above  $T_c$  and the fluctuations of the antiferromagnetic (AF) short-range order (for review, see, e.g. [2, 3]) but the nature of the pseudogap is an unresolved problem up to now.

## II. EXPERIMENTAL DATA AND RESULTS OF ANALYSIS

### A. Evidence for SDW formation from resistive measurements in the normal state

To describe the normal-state behavior of HTSC cuprates there are now proposed two main scattering mechanisms for mobile charge carriers: phonon scattering (for review, see [4]) and magnetic scattering ones (see, e.g. [5]), due to interaction of the carriers with AF spin fluctuations.

In present work, it is assumed that total resistivity  $\rho_{tot}$  in the normal state of HTSC cuprates includes both phonon  $\rho_{ph}$  and magnetic  $\rho_m$  contributions. Such decomposition ( $\rho_{tot} = \rho_{ph} + \rho_m$ ) is usual for magnetic metals (see, e.g. [6]), and in [7] it was proposed to use for HTSC cuprates. So determined magnetic contribution  $\rho_m$  in the whole temperature range of interest may be extracted from the experimental  $\rho(T)$  dependence by subtracting the phonon term  $\rho_{ph}(T)$ . But the extrapolation of the linear part of  $\rho(T)$  in paramagnetic (P) region (normal state in HTSC) to  $T = 0$  (that is usually performed for magnetic metals), leads to substantial error in our case. Because of this, the general form of the Bloch-Gruneisen law should be used to

subtract  $\rho_{ph}$

$$\rho_{ph} = \rho_1 \left(\frac{T}{\Theta_D}\right)^5 \int_0^{\Theta_D/T} \frac{x^5}{(\exp(x) - 1)(1 - \exp(-x))} dx, \quad (1)$$

here  $\rho_1$  is the scaling parameter. The magnitude of  $\rho_1$  may be estimated from the slope of the normal-state region of the experimental  $\rho(T)$  curve. It must be noted that the slope of this linear region of the curve is here considered as corresponding to the intermediate-temperature linear region ( $0.22 \leq T/\Theta_D \leq 0.43$ ), given by (1), which is universal for conventional metals [8].

The  $\rho_{ph}(T)$  curve corresponding to (1) with the parameters of the  $YBa_2Cu_3O_{7-\delta}$  family of compounds is presented in fig.1a (dashed curve). It is clearly seen from fig.1a that this Bloch-Gruneisen curve intersects the experimental  $\rho(T)$  dependences just at the "shoulder" (at  $T = T_k$ ) and thus separates the magnetic contribution  $\rho_m$  to resistivity  $\rho$  (shaded area in fig.1a) from the phonon one (see, also [7] and references therein).

The temperature dependence of separated from each other magnetic  $\rho_m$  and phonon  $\rho_{ph}$  contributions in the total resistivity are presented in the fig.1b and 1c, respectively. From fig.1b it is seen that there are two distinct regions in the  $T$ -dependence of the magnetic contribution  $\rho_m$ . In the normal state ( $T > T_c(0)$ ) the magnitude of  $\rho_m$  is high enough and nearly independent of temperature. On the other hand, at  $T < T_c(0)$  the magnitude of  $\rho_m$  gradually approaches zero (sharp drop at  $H = 0$ ), see fig.1b. This disappearance of magnetic contribution  $\rho_m$  at low temperatures is, in fact the evidence for the appearance of some magnetic ordering in the system, e.g. in the form of a modulated magnetic structure (cf. with [9]), say, the spin density wave (SDW) one formed in the system near above  $T_c$ . So, two different magnetic phases exist in the HTSC system at low and high temperatures, respectively, and thus, a decrease of  $\rho_m$  down to zero with decreasing temperature may be considered as indirect evidence for magnetic (SDW) phase transition.

It was proposed in [7] that such a magnetic (AF

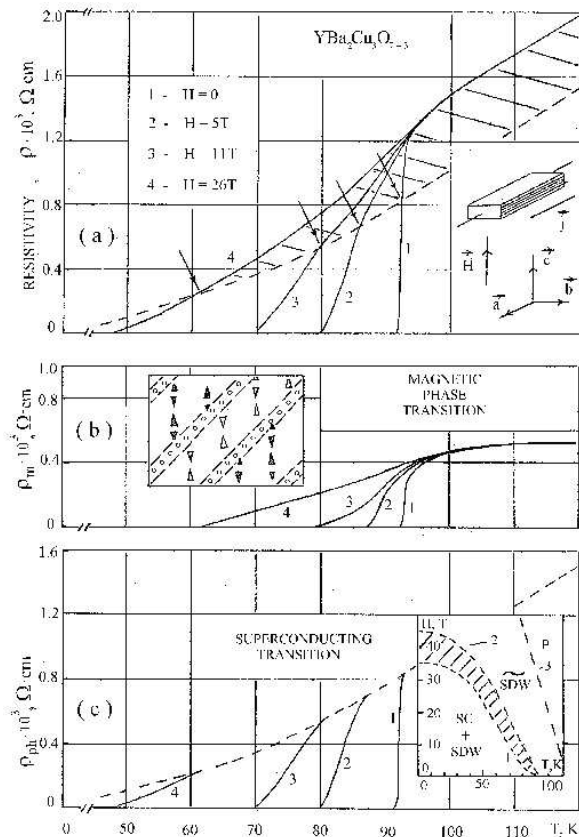


FIG. 1: Temperature dependence of in-plane resistivity in YBCO (see, e.g. [7])

SDW) ordering could be realized in the form of stripe structure in the  $CuO_2$ -plane with periodical sequence of parallel charge and spin (with AF arrangement) stripes alternating with each other (see, insert in fig.1b). Namely, such a picture was obtained to that time from both neutron experiments and numerical simulation in the Hubbard model (for more details, see [10]). Nowadays fast and local probes (ARPES, EXAFS, STM) (for details, see [11]) demonstrate that this stripe structure arises well above  $T_c$ , in the normal state (at  $T \sim 150K$ , depending on the family of compounds). Its arising is well correlated with the formation of the pseudogap in the electron energy spectra of HTSC observed in neutron, magnetic, optic etc. experiments (for review, see e.g. [2, 3]). This correlation between onset temperatures for both pseudogap and stripes permits to propose a SDW nature of the pseudogap in the HTSC cuprates.

Such a picture is supported by the magnetic phase  $H - T$  diagram for HTSC (see, insert in fig.1c) formed from the data of fig.1a. The abscissas of "shoulder" points (fig.1a) being plotted at the  $H - T$  plane fall in a straight line (open circles at the lower part of dashed curve 2 in the insert

of fig.1c) and being considered as corresponding to the onset of the SC transition ( $T_c^{onset}(H)$ ) form, in fact, temperature dependence of the upper critical magnetic field  $H_{c2}(T)$ . On the other hand, the dependence of  $T_k(H)$  is, in fact,  $T_m^{order}(H)$  curve ( $\rho_m = 0$ ), see fig.1b. In this sense, curve 2 and curve 3 (which corresponds to the onset of magnetic phase transition) form the magnetic phase  $H - T$  diagram for the given HTSC system. So, below  $T_k(H)$  curve the HTSC system appears to be in the coexistence phase: SC and SDW, while above this  $H_{c2}(T)$  curve the system is in the non-superconducting phase of SDW (modulated magnetic structure whose wave number of modulation depends on both  $H$  and  $T$  (cf. with [9])). Above curve 3 the disordered magnetic state is realized in the normal-state region of HTSC cuprates.

### B. Evidence for SDW(CDW) origin of the pseudogap in cuprates from direct gap measurements

In the work [12] it was presented an evidence that the HTSC pseudogap arises from CDW and/or SDW, and not from thermodynamic fluctuations of the superconducting order parameter phase. Such a conclusion was made on the basis of a detailed analysis of angle-resolved photoemission spectroscopy (ARPES) experiments, optical reflectivity, nuclear quadrupole resonance (NQR), transport and thermodynamic measurements etc. It was noted a striking similarity of the pseudogap regime in HTSC (with onset temperature  $T^*$ ) and in low- $T_c$  superconductors (LTSC), the layered  $2H - MX_2$  transition metal dichalcogenides, where  $M = Ta, Nb$  and  $X = S, Se$ , below their respective incommensurate charge density wave (CDW) transition temperature  $T_0$ . The CDW in the  $2H - MX_2$  and HTSC pseudogap are considered as arising from instabilities on the saddle bands (for more details, see [12]) which are exhibited in the "normal" state of both classes of materials. On the basis of comparison of ARPES experiments for  $Bi_2Sr_2CaCu_2O_{8+\delta}$  (BSCCO) and for  $2H - TaSe_2$  (with highly anisotropic CDW) it was proposed that the energy gap observed in ARPES experiments on BSCCO could have been not pure a superconducting gap but that predominantly or combined with the pseudogap arising from CDW/SDW. It is noted the complication of the search for the CDW/SDW appears due to defects and due to the dynamical fluctuations of the CDW/SDW so that inelastic neutron diffraction should be used to probe the dynamic nature of the CDW/SDW. Then, since the charge density wave/spin density wave is inherently dynamic in nature, it makes its direct observation with electron diffraction ordinarily difficult as well.

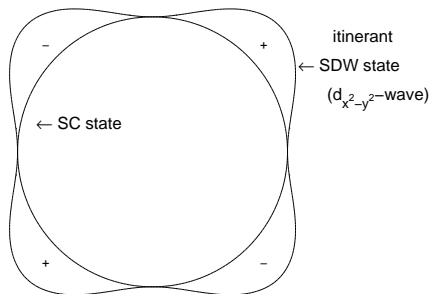


FIG. 2: Schematic sketch for coexistence of itinerant SDW and SC states in HTSC

As for symmetry of the order parameter in HTSC, then this dynamic gap formed by the CDW/SDW mimics the  $d_{x^2-y^2}$ -wave symmetry of the energy gap measured in the SC state. In this connection, it was noted that many of superconducting properties which had been ascribed to  $d_{x^2-y^2}$ -wave superconductivity may actually be due to the competing density wave (CDW/SDW) order parameter which persists to low  $T$ .

Such a conclusion was then supported by recent Josephson junction experiments with using of a novel, promising phase-sensitive methods which measures namely SC order parameter characteristics [13]. In that experiment, a very high quality single crystal of BSCCO was cleaved in the  $ab$ -plane and then these two pieces were rotated at a given angle about the  $c$ -axis and annealed. The experiments with such a bicrystal  $c$ -axis twist Josephson junction strongly evident to rule out a  $d_{x^2-y^2}$ -wave component in the superconducting order parameter. Moreover, it was noted that the coexistence of a  $d_{x^2-y^2}$ -wave and  $s$ -wave order parameters (widely discussed in literature) is incompatible with the crystal symmetry of BSCCO, since these order parameters correspond to different representations of the crystal groups.

### III. DISCUSSION

The above picture is in good agreement with the theory of itinerant electron systems with interplay between superconductivity and magnetism [14]. In that theory, the itinerant SDW gap may appear at the Fermi surface only before an SC gap, i.e. in the normal state. This SDW gap is highly anisotropic since it is only formed at symmetric parts of the Fermi surface [14] (see, fig.2). Its width  $\Delta_{SDW}$  being unusually large for the SC gap, well conforms to that for the SDW gap because of inequality  $\Delta_{SC} < \Delta_{SDW}$  which is peculiar for the coexistence phase in that model (see, fig.3). In such a case, the temperature  $T_c^{onset}$  (see, fig.1c) may be related to the appearance of the SC gap which begins develop at the Fermi surface only when transi-

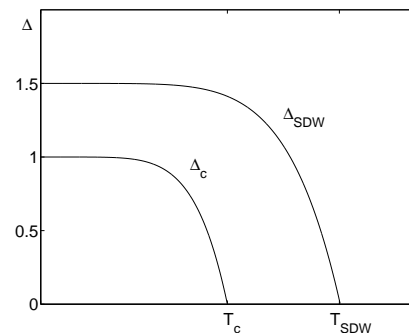


FIG. 3: Temperature dependence of SC and SDW order parameters in HTSC cuprates (scheme)

tion of the HTSC system to a magnetically-ordered state is over. Then, interrelations:  $T_c^{onset} < T_{SDW}^{onset}$  (see, fig.3) and  $T_c^{onset} = T_m^{order}$  (see fig.1a) may be a natural consequence of the equality of the magnetic ordering energy  $\varepsilon_m^{order}$  and the condensation pair one  $\varepsilon_c^{pair}$  considered as characteristic for such itinerant electron system with an interplay between SC and magnetism [14]. Note here that namely such a picture was recently reported from elastic neutron scattering experiments [15] when in La-based cuprate both the SC and static magnetic order appear at the same temperature.

Then, the normal-state behavior of HTSC may be regarded in frames of the theory of itinerant electron magnetism [16] (see, also [17]). So, the independence of  $T$  of a magnetic contribution  $\rho_m$  in resistivity may be described in terms of so-called temperature-induced localized magnetic moments (LMM) [16]. Such LMM, when both amplitude and orientation fluctuate in time, arise in the itinerant electron systems because of the saturation of amplitude fluctuations of local spin density (FLSD) above some characteristic temperature  $T^*$ , where transverse components begin prevail in FLSD spectra. On the other hand, vanishing of magnetic contribution  $\rho_m$  with decreasing temperature may be considered (in frames of the above theory [16]) as a consequence of the disappearance of transverse components in the FLSD spectra of the HTSC magnetic subsystem. In present treatment, this value of  $T^*$  may be considered as the onset temperature for the itinerant SDW ( $T_{SDW}^{onset}$ ) state.

So, at  $T > T^*$  ( $\rho_m = const$ , temperature-induced LMM regime) the magnetoresistance effect is *negative* in sign (as in paramagnetic state of usual magnets), and the influence of the applied magnetic field is not strong (because of the linearity of the Langevin formulae in this temperature region). On the contrary, at  $T < T^*$  (SDW regime), when the amplitude of FLSD is out of saturation, the transverse magnetic field leads

to a *positive* magnetoresistance effect (increase in magnetic contribution  $\rho_m$ ). Such an effect is well known in AF magnetic systems and is usually regarded as due to the enhancement of spin fluctuations in the external magnetic field in such systems (see [7]).

So, because of above, the characteristic temperature  $T^* = T_{SDW}^{onset}$ , due to the temperature-induced LMM regime, is not practically shifted by the applied magnetic field (cf. with curve 3 in the insert in fig.1c) while the magnitude of the itinerant SDW gap is essentially controlled by the intensity of spin-fluctuation scattering depending on  $H$  and  $T$ . Namely, such a picture was observed in recent NMR measurements with YBCO [18] where it was observed that the normal-state ( $T > T_c$ ) "onset of pseudogap effects does not shift down in temperature" up to  $H = 14.8T$  (though  $T_c$  shifts down to 8K). Such behavior in fact excludes SC fluctuations as origin of pseudogap. The absence of any field effect is regarded in [18] as indication to a relatively large energy scale (characteristic for the itinerant SDW state rather than for the SC one [19], see also fig.3) for the pseudogap mechanism.

The magnetic field  $H$  being applied along the  $c$ -axis essentially determines the temperature behavior of the HTSC system. In the normal state

( $T > T_c^{onset}(H)$ ), because of the enhancement of spin fluctuations (see above), it leads to a broadening of resistive transition (due to the broadening of its magnetic (SDW) phase transition part [7]). In the SC state the dynamical stripe structure give rise to the intrinsic pinning mechanism. Indeed, according to the general theory of SDW (for review, see [9, 20]), the formation of incommensurate SDW in the system is accompanied by arising of CDW with wavelength equal to  $\lambda_{CDW} = \lambda_{SDW}/2$ . In its turn, the formation of CDW results in a wave of lattice deformation (distortion) and thus in the formation of dislocation walls in the transverse direction. Such walls provide, as known, an effective pinning potential. Accordingly to above, the equivalent walls are placed at the distance of near  $5nm$ , which value is determined by  $\lambda_{SDW} = 5nm$ . This value is also consistent with value of  $2\xi_{ab} = 5nm$  [19] which determines the vortex core scale.

Such a picture is supported by STM measurements [21] where it was observed that the vortex core has a complex spatial structure and consists of two regions with a zero SC order parameter. These regions are placed at the distance of a few tens of angstroms, which fact is in well agreement with corresponding distance between equivalent dislocation walls equal to  $\lambda_{SDW} = 5nm$ .

- 
- [1] Yu.A.Izyumov. Usp.Fiz.Nauk. **169**, 225, 1999.  
 [2] A.I.Posazhennikova, M.V.Sadovskii. Zh.Eksp.Teor.Fiz. **115**, 632, 1999.  
 [3] A.A.Ovchinnikov, M.Ya.Ovchinnikova, E.A.Plekhanov. Zh.Eksp.Teor.Fiz. **115**, 649, 1999.  
 [4] E.G.Maksimov. Usp.Fiz.Nauk. **170**, 1033, 2000.  
 [5] T.Ito, K.Takenaka, S.Uchida. Phys.Rev.Lett. **70** 3995, 1993.  
 [6] S.V.Vonsovskii. Magnetism. (Nauka, Moscow, 1971).  
 [7] L.S.Mazov. in: Progress in High Temperature Superconductivity. **32**, p.605-610. (Eds.: A.G.Aronov, A.I.Larkin, V.S.Lutovinov, World Scientific, Singapore, 1992).  
 [8] J.M.Ziman. Electrons and Phonons (Oxford Univ.Press, Oxford, 1960)  
 [9] Yu.A.Izyumov. Usp.Fiz.Nauk. **144**, 439, 1984.  
 [10] M.Kato, K.Machida, H.Nakanishi, M.Fujita. J.Phys.Soc.Japan **59**, 1047, 1990.  
 [11] A.Bianconi, N.L.Saini, A.Lanzara, M.Missori et al. Phys.Rev.Lett. **76**, 3412, 1996.  
 [12] R.A.Klemm. Int.J.Mod.Phys. B **12**, 2920, 1998; see also ANL preprint, September (1997).  
 [13] Qiang Li, Y.N.Tsay, M.Suenaga, R.A.Klemm et al. Phys.Rev.Lett. **83**, 4160, 1999.  
 [14] K.Machida. Appl.Phys. A **35**, 193, 1984.  
 [15] T.Suzuki, T.Goto, K.Chiba, T.Shinoda, T.Fukase. Phys.Rev. B **57**, R3229, 1998.  
 [16] T.Moriya. Spin fluctuations in itinerant electron magnetism (Springer-Verlag, B.,G., 1985).  
 [17] Dynamical and transport properties of magnetics. (Eds.: V.S.Vonsovskii, E.A.Turov, M., Nauka, 1986).  
 [18] K.Gorny, O.M.Vyaselev, J.A.Martindale et al. Phys. Rev. Lett. **82**, 117, 1999.  
 [19] L.S.Mazov. Int.J.Mod.Phys. B **14**, 3577, 2000.  
 [20] N.N.Kulikov, V.V.Tugushev. Usp.Phys.Nauk. **144**, 643, 1984.  
 [21] B.W.Hoogenboom, M.Kugler, B.Revaz, I.Maggio-Aprile, O.Fisher, Ch.Renner. cond-math/0002146.