

Short-time critical dynamics of the Baxter-Wu model

Everaldo Arashiro ^{*}, J.R. Drugowich de Felício [†]

Departamento de Física e Matemática

Faculdade de Filosofia, Ciências e Letras de Ribeirão Preto.

Universidade de São Paulo

Av. Bandeirantes, 3900 - CEP - 14040-901

Ribeirão Preto - São Paulo - Brazil

Abstract

We study the early time behavior of the Baxter-Wu model, an Ising model with three-spin interactions on a triangular lattice. Our estimates for the dynamic exponent z are compatible with results recently obtained for two models which belong to the same universality class of the Baxter-Wu model: the two-dimensional four-state Potts model and the Ising model with three-spin interactions in one direction. However, our estimates for the dynamic exponent θ of the Baxter-Wu model are completely different from the values obtained for those models. This discrepancy could be related to the absence of a marginal operator in the Baxter-Wu model.

PACS: 64.60.Ht, 75.10.Hk, 02.70.Uu

^{*}everaldo@dfm.ffclrp.usp.br

[†]drugo@usp.br

I. INTRODUCTION

Since the work of Janssen *et al.* [1] and Huse [2] pointing out that universality and scaling are present at the early stage of the time evolution of dynamic systems, several statistical models have been investigated using Monte Carlo simulations in the short-time regime [3]. This kind of investigation avoids the critical slowing down effects and provides an alternate method for calculating the dynamic exponent z , the static exponents β and ν as well as the new dynamic exponent θ that governs the anomalous behavior of the nonequilibrium magnetization when the system is quenched to the critical temperature T_c . Using this new approach kinetic Ising and Potts models [4–8] were exhaustively studied in order to confirm available results and to enlarge our knowledge of critical phenomena, including the critical relaxation of the early time dynamics.

In this paper, we revisit the Ising model with three-spin interactions on a triangular lattice, called Baxter-Wu (BW) model after its exact solution obtained thirty years ago [9]. The motivation arises from the disagreement between results for the exponent z obtained for the BW model and for two other models - the two-dimensional four-state Potts model and the Ising model with three-spin interactions in one direction - which are known to belong to the same universality class. The BW model consists of Ising spins ($S_i = \pm 1$) on a triangular lattice with the Hamiltonian

$$H = -J \sum_{\langle i,j,k \rangle} S_i S_j S_k, \quad (1)$$

where the sum involves the product of the spins on each triangle of the lattice. As the Ising model on a square lattice this model undergoes a phase transition at the critical temperature $K_c = J/kT_c = 0.5 \ln(1 + \sqrt{2})$. The ground-state is fourfold degenerate (see Fig. 1) and the relevant symmetry is semi-global (the Hamiltonian is invariant under reversal of all of the spins belonging to two of three sublattices into which the original lattice can be decomposed). The BW model exhibits the same static critical exponents ($\alpha = \nu = 2/3$ and $\eta = 1/4$) [10] as those of the two-dimensional four-state Potts model and of the Ising model with three-spin interactions (IMTSI) in one direction [11]. However, finite-size studies of the BW model have good convergence, without running into the known difficulties encountered in the studies of these other models. Several authors [12] have attributed that difference to a dangerous marginal operator present in the 4-state Potts and IMTSI models which does not have a counterpart in the BW model.

Although the static critical behavior of these systems is well understood, only a few results are known regarding dynamical properties. For instance, much work it is needed to unravel the interesting question of a possible extended universality, *i. e.*, if these three models (BW, four-state Potts and the IMTSI) exhibit the same exponent z . Previous estimates of the critical exponent z for the four-state Potts model are scattered between 2 and 4 [13]. The most recent results however suggest values close to 2.3 [14,15]. Short-time simulations for the BW model were first performed by Santos and Figueiredo [16], who found $z = 2.07(1)$, a very small value when compared to the values obtained for the same exponents of the four-state Potts and IMTSI models [14,15]. Moreover, they stress that this value of z is very close to the dynamic exponent of the the two-dimensional (2D) Ising model when Glauber dynamics is used. For the new dynamic exponent θ related to the critical initial slip of

the order parameter, situation is even worse. Okano *et al* have conjectured [4] that for the four-state Potts model the exponent θ should be negative and close to zero. This result was only recently confirmed [18]. For the IMTSI model, two independent estimates were obtained [15,19] and fall in the range $-0.04 < \theta < 0.07$, whereas estimates for the BW model are not available.

Motivated by our recent results for the IMTSI model [15], we decided to investigate the short-time critical dynamics of the BW model in order to check the value of the dynamic exponent z and the utility of the exponent θ in detecting the presence of a marginal operator [5,6,20,27]. In the next section we calculate the exponent θ studying the evolution of the order parameter for different values of the initial sublattice magnetization $m_0 = (3/N) \sum_i S_i(0)$ where the index i runs over only one kind of sites of the triangular lattice (circle, square or star points in Fig. 1) and N is the number of spins. In addition, we estimate the same exponent calculating the time correlation of the order parameter [21]. In section III we summarize our results for the dynamic critical exponent z . In section IV we list estimates for the correlation length exponent ν and for the index β of the magnetization. Finally, in section V we present our conclusions.

II. THE DYNAMIC EXPONENT θ

Janssen *et al.* [1] have shown on the basis of the renormalization group theory that, at an early stage of the time evolution, quantities such as the magnetization and its moments follow a power law when the parameters of a dynamical system are adjusted to their critical values. The exponent θ which characterizes the time evolution of the magnetization is independent of the known set of static critical exponents and even from the dynamic exponent z . However, like other exponents θ seems to depend on general properties such as dimensionality of the spin and either symmetry of the Hamiltonian or the evolution rules. Such universal behavior was found in two and three-dimensional Ising models [4,22], two-dimensional three and four-state Potts models [14,23] as well as in irreversible models with synchronous and continuous dynamics [21,24,25]. In addition, nonuniversal behavior was detected for the exponent θ [5,6,26,27] although always accompanied by a marginal operator.

In this paper we estimate the dynamic exponent θ by two different techniques. First we quench the system from a high temperature to T_c and follow the nonequilibrium relaxation of various realizations of the process with the same initial sublattice magnetization m_0 . In Fig. 2 we show the behavior of the order parameter when $m_0 = 0.01$. As proposed by Janssen *et al* [1] it follows the power law

$$M(t) \simeq m_0 t^\theta, \quad (2)$$

but here θ is negative. Figure 3 exhibits the behavior of the exponent θ for different values of m_0 , as well as a linear fit which leads to the value $\theta = -0.186 \pm 0.002$.

The second technique consists of studying the time correlation of the magnetization

$$C(t) = \left\langle \sum_i S_i(t) \sum_j S_j(0) \right\rangle, \quad (3)$$

which was shown [21] to behave as t^θ when $\langle M(0) \rangle = 0$. In Fig. 4 we show the time dependence of the time correlation C . We stress that this approach was shown to be valid

when the evolution matrix has up-down symmetry which is not valid in the present case. However, it is possible to show [28] that the $Z(2) \otimes Z(2)$ symmetry of the BW Hamiltonian is sufficient to preserve the above mentioned result. The value of θ obtained with this technique ($\theta = -0.185 \pm 0.001$) corroborates the value obtained directly from the behavior of the magnetization. We stress that the time correlation method [21] is numerically more convenient since we do not need to work with specially prepared initial configurations (with fixed m_0) nor it is necessary to take the delicate limit $m_0 \rightarrow 0$.

The results obtained with the two techniques are essentially the same and fall in the range $-0.188 \leq \theta \leq -0.184$. They are completely different from the value $\theta = -0.03 \pm 0.01$ encountered for the IMTSI model [15] and from $\theta = -0.047 \pm 0.0033$ [18] obtained recently for the four-state Potts model. Thus, based on our estimates for the exponent θ of the BW model, we conclude that its dynamic behavior at short-time is completely different from that of the IMTSI and four-state Potts models albeit both models have the same static exponents as the BW model. Thus, at least in this case, the exponent θ seems to be able to capture the subtle difference between models that have the same leading exponents but not the same corrections to scaling.

III. THE DYNAMIC CRITICAL EXPONENT Z

Santos and Figueiredo [16] obtained the exponent z of the BW model by means of the second order cumulant U_2 [8]

$$U_2 = \frac{\langle M^2 \rangle}{\langle M \rangle^2} - 1, \quad (4)$$

starting from completely ordered samples ($m_0 = 1$). As claimed by Zheng, U_2 should behave at the critical temperature as a power law

$$U_2 \propto t^{d/z}, \quad (5)$$

which would allow us to estimate z without using any other critical exponents. Santos and Figueiredo found $z = 2.07(1)$ for $m_0 = 1$ (all sub-lattices initially with spins up) and $1.96(2)$ for $m_0 = -1/3$, *i.e.*, spins are initially up in one sub-lattice and down in the other two. These estimates, obtained with Glauber dynamics [17], are very different from results recently obtained for the four-state Potts model [14] and for the Ising model with three spin interactions in one direction [15] which both yield values close to 2.3.

This kind of disagreement has already appeared in the literature when the second cumulant was used to obtain estimates for the exponent z for the 3-state Potts model [8] and the IMTSI model [15]. Thus, in order to check if the BW model (which also belongs to the 4-state Potts model universality class) exhibits indeed a different value for the dynamic exponent z , we have calculated this exponent using three other techniques. To begin with, we estimated z by collapsing the generalized fourth-order Binder cumulant

$$U_4(t, \tau, L) = 1 - \frac{\langle M^4 \rangle}{3 \langle M^2 \rangle^2} \quad (6)$$

which should only depend on the ratio t/L^z when $T = T_c$, according to scaling laws valid in the beginning of the evolution. In Fig. 5 we show the Binder cumulant as a function of the time for two different lattices $L = 96$ and $L' = 192$, both starting from ordered states ($m_0 = 1$). We also plot in Fig. 5 the cumulant for the larger lattice against the re-scaled time $t' = 2^z t$ where z is defined via the relation

$$U_4(2^z t, 0, L') = U_4(t, 0, L). \quad (7)$$

After interpolating the re-scaled curve for the lattice L' , the value of z is selected using the χ^2 test [29] yielding the best estimate 2.285(10). We applied the same analysis to the cumulant [8]

$$\tilde{U} = \frac{\langle M^2 \rangle}{|M|^2} - 1, \quad (8)$$

using ($m_0 = 1$) as shown in Fig. 6. The result in this case is $z = 2.29(1)$.

Finally, we used mixed initial conditions in order to obtain the function $F_2(t)$, given by

$$F_2(t) = \frac{\langle M^2 \rangle_{m_0=0}}{\langle M \rangle_{m_0=1}^2}, \quad (9)$$

which was shown [14] to behave as $t^{d/z}$. This approach was recently proposed in order to obtain the exponent z with high precision. Actually, curves of F_2 are straight lines (see Fig. 7) which do not depend on the lattice size (one does not need to rescale the time). Our estimate for z using Eq.(9) and taking values at each 5 steps is $z = 2.294(6)$. This value is in complete agreement with the result $z = 2.290(3)$ recently obtained [14] for the four-state Potts model and corroborates the above results obtained by different procedures.

It is worth stressing that all the results shown until now were obtained with heat-bath updating whereas Santos and Figueiredo [16] performed simulations using Glauber dynamics. In order to rule out any influence of the dynamics on the results we repeated our simulations using Glauber updating and verified that our result remain essentially the same. In addition, we have used heat-bath updating to calculate the time dependence of the second order cumulant (Eq.(4)) where the average is always obtained from initially ordered samples ($m_0 = 1$). Our best estimate for z is 2.03 ± 0.01 , which agrees reasonably well with the result by Santos and Figueiredo, indicating that this severe disagreement stems from a difficulty from the scaling for the second cumulant method.

IV. THE THERMAL EXPONENTS ν AND β

Taking the logarithmic derivative of the magnetization [8]

$$M(t, \tau) = t^{-\beta/\nu z} M(1, t^{1/\nu z} \tau) \quad (10)$$

with respect to $\tau = (T - T_c)/T_c$, we obtain

$$\partial_\tau \ln M(t, \tau) = t^{1/\nu z} \partial_{\tau'} \ln(F(\tau')) |_{\tau'=0}, \quad (11)$$

which follows a power law that does not depend on L , where $F(\tau')$ is a scaling function. Thus, a log-log plot of that derivative *versus* time gives $1/\nu z$ (see Fig. 8). Once we have obtained the dynamical exponent z , the thermal exponent ν may be determined. Our estimate for the exponent ν in the short-time analysis is 0.65 ± 0.01 which should be compared to the exact value $2/3$ from Ref. [30].

Next, we follow the decay of the sublattice magnetization in initially ordered samples ($m_0 = 1$). The scaling law

$$M \propto t^{-\beta/\nu z} \quad (12)$$

allows us to obtain $\beta/\nu z$ which in turn leads to the exponent β by using the previous result for the product νz . We show a log-log plot of M *versus* t in Fig. 9. A linear fit gives the value 0.0527 ± 0.0005 for the ratio $\beta/\nu z$ leading to the estimate

$$\beta = 0.079 \pm 0.002. \quad (13)$$

We stress that our result for β is in fair agreement with the exact result $1/12$ [9].

Before closing this section we present another estimate for the exponents β and ν obtained from caling of the so-called Baxter order parameter M_B given by

$$M_B = \sum_{\langle ijk \rangle} S_i S_j S_k, \quad (14)$$

where the sum is done over all triangles of the lattice and the indices i , j and k denote sites composing an elementary triangle (plaquette). Barber and Baxter [31] have shown that M_B is zero for temperatures below T_c and different from zero above T_c . In this sense M_B functions as a disorder parameter [32] which goes to zero when $T \rightarrow T_c$ from above. However, this new quantity has the same critical exponent as the sublattice magnetization. Thus, the exponent β can be obtained following the evolution of the Baxter's order parameter. The advantage is that we do not need to divide the system into sub-lattices. In Fig. 10 we show the decay of the Baxter order parameter as well as the value of the ratio $\beta/\nu z$. In order to eliminate the product νz from our result we start again from ordered samples ($M_B = 1$) and use Eq.(11) replacing M by M_B to obtain $1/\nu z$. Figure 11 shows the evolution of the derivative. Our new estimate for $1/\nu z$ is 0.651 ± 0.006 , yielding for ν the value 0.67 ± 0.01 in very good agreement with the exact result $2/3$ [9]. The new estimate for β is 0.080 ± 0.002 which is in fair agreement with our previous result and should be compared to the pertinent result $1/12$.

V. CONCLUSIONS

We revisited the Baxter-Wu model using short-time Monte Carlo simulations. Our best estimate for the dynamic critical exponent is $z = 2.294 \pm 0.006$. It was obtained by a recently proposed technique [14] that combines simulations performed with different initial conditions. This result is compatible with recently obtained estimates for z in the case of the two-dimensional four-state Potts model [14] as well as for the two-dimensional Ising model with three-spin interactions along one direction [15]. The result for z was confirmed by two other techniques based on the collapse of cumulants. In addition, using scaling relations

for the order parameter and its derivative with respect to the reduced temperature τ , we were also able to estimate the static critical exponents β and ν . We have also obtained the exponents β and ν using the Baxter's order parameter. The results for these exponents are in good agreement with the exact values [9]. However, our estimates for the new dynamic exponent θ of the Baxter-Wu model are completely different from the values found for that index when studying the two-dimensional Ising model with three-spin interactions in one direction and the four-state Potts model. In this sense, the exponent θ seems to be able to capture subtle difference between models which exhibit the same leading critical exponents but different corrections to scaling.

Acknowledgments

We would like to thank T. Tome for discussions about her result concerning the validity of the correlation method for the BW model prior to its publication. We would also like to thank R. Dickman, N. Caticha, N. Alves, U.H.E. Hansmann and N. Alves Jr. for discussions and careful reading of the manuscript. This work was supported by the Brazilian agencies FAPESP, CAPES and CNPq.

REFERENCES

- [1] H. K. Janssen, B. Schaub and B. Schmittmann, *Z. Phys.* B73, 539 (1989)
- [2] D. A. Huse, *Phys. Rev.* B40, 304 (1989)
- [3] Z. B. Li, L. Schülke and B. Zheng, *Phys. Rev. Lett.* 74, 3396 (1994)
- [4] K. Okano, L. Schülke, K. Yamagashi and B. Zheng, *Nucl. Phys. B* 485 [FS], 727 (1997)
- [5] C. S. Simões and J. R. Drugowich de Felício, *J. Phys. A* 31, 7265 (1998)
- [6] A.J. Ye, Z.G. Pan, Y. Chen and Z.B. Li, *Commun. Theor. Phys.* 33, 205 (2000); N. Alves Jr. and J. R. Drugowich de Felício, *Mod. Phys. Lett. B*, to be published
- [7] R. da Silva, N. A. Alves and J. R. Drugowich de Felício, *Phys. Rev. E* 66, 026130 (2002)
- [8] B. Zheng, *Int. J. Mod. Phys. B*12, 1419 (1998)
- [9] R. J. Baxter and F. Y. Wu, *Phys. Rev. Lett.* 31, 1294 (1973)
- [10] F. Y. Wu, *Rev. Mod. Phys.* 54 (1) 235 (1982)
- [11] J.M. Debieuvre, L. Turban, *J. Phys. A* 16, 3571 (1983)
- [12] F. C. Alcaraz and J. C. Xavier, *J. Phys. A* 30, L203 (1997); *ib.* 32, 2041 (1999)
- [13] L. Arcangelis and N. Jan, *J. Phys. A* 19, L1179 (1986)
- [14] R. da Silva, N. A. Alves and J. R. Drugowich de Felício, *Phys. Lett. A* 298, 325 (2002)
- [15] C. S. Simões and J. R. Drugowich de Felício, *Mod. Phys. Lett. B*15, 487 (2001)
- [16] M. Santos and W. Figueiredo, *Phys. Rev. E* 63 art 042101 (2001)
- [17] R. J. Glauber, *J. Math. Phys.* 4, 294 (1963)
- [18] R. da Silva and J. R. Drugowich de Felício, in preparation
- [19] L. Wang, J.B. Zhang, H.P. Ying and D. R. Ji, *Mod. Phys. Lett. B* 13, 1011 (1999)
- [20] K. Oerding and H. K. Janssen, *J. Phys. A* 26, 3369 (1993)
- [21] T. Tomé and M. J. de Oliveira, *Phys. Rev. E* 58, 4242 (1998)
- [22] M. Silvério Soares, J. K. da Silva and F. C. SaBarreto, *Phys. Rev. B* 55, 1021 (1997)
- [23] L. Schulke and B. Zheng, *Phys. Lett. A* 204, 295 (1995)
- [24] J. F. F. Mendes and M. A. Santos, *Phys. Rev. E* 57, 108 (1998)
- [25] T. Tomé and J. R. Drugowich de Felício, *Mod. Phys. Lett. B* 12, 873 (1998); A. Brunstein and T. Tomé, *Mod. Phys. Lett. B* 13, 471 (1999)
- [26] Z. B. Li, X. W. Liu, L. Schulke and B. Zheng, *Physica A*, 245, 485 (1997)
- [27] T. Tome, C. S. Simões and J. R. Drugowich de Felício, *Mod. Phys. Lett. B*15, 1141 (2001)
- [28] T. Tome, submitted for publication
- [29] W. Press et al., *Numerical Recipes* (Cambridge University Press, London, 1986)
- [30] R. J. Baxter, *Exactly Solved Models in Statistical Mechanics* (Academic Press, London, 1982)
- [31] M. N. Barber and R. J. Baxter, *J. Phys. C* 6, 2913 (1973)
- [32] L. P. Kadanoff and H. Ceva, *Phys. Rev. B* 3, 3918 (1971)

Figure Captions

Figure 1. The Baxter-Wu model is defined on a triangular lattice where Ising spins ($S_i = \pm 1$) are coupled by nearest neighbor three-spin interactions. The lattice can be divided in three sub-lattices, characterized in the figure by circle, square and star points. Each symbol represents a class of spins which does not interact with each other. The ground-state is fourfold degenerate, corresponding to the three configurations with up spins in two sub-lattices and down spins in the other, besides the obvious configuration of spins up in all the sublattices.

Figure 2. Power law behavior of the magnetization for samples with initial magnetization $m_0 = 0.01$. The error bars were calculated over 10 sets of 60000 samples.

Figure 3. Dynamic exponent θ as a function of the initial magnetization m_0 for the lattice size $L = 60$. Each point represents an average over 10 sets of 60000 samples.

Figure 4. Time correlation of the total magnetization for samples with $\langle M(t=0) \rangle = 0$. Error bars were calculated over 10 sets of 60000 samples.

Figure 5. Binder cumulant $U_4(t, 0, L)$ for lattice size $L = 96$ and $L' = 192$ and initial magnetization $m_0 = 1$. The open circles on the continuous line show the cumulant for the bigger lattice re-scaled in time with z obtained from Eq. (7).

Figure 6. \tilde{U} cumulant for $L = 96$, $L' = 192$ and initial magnetization $m_0 = 1$. The open circles correspond to the re-scaled cumulant for the larger lattice with $z = 2.29(1)$.

Figure 7. Time evolution of F_2 for $L = 102$ with mixed initial conditions [Eq.(9)]. The error bars, calculated over 10 sets of 30000 samples, are smaller than the size of the points.

Figure 8. Logarithmic derivative of the magnetization with respect to the reduced temperature $DM(t)$ as a function of time. Data were obtained for the lattice size $L = 102$ using temperature variation $K_c\tau = 0.001$. The slope corresponds to the ratio $1/\nu z$, after Eq. (11). The error bars, calculated over 10 sets of 30000 samples, are smaller than the size of the points.

Figure 9. Log-log plot of the time evolution of the magnetization for initially ordered samples ($m_0 = 1$). The error bars (calculated over 5 sets of 1000 samples) are smaller than the size of the points.

Figure 10. Time decay of the Baxter's order parameter M_B . Error bars were calculated over 5 sets of 10000 samples.

Figure 11. Logarithmic derivative of the Baxter's order parameter M_B . Data were obtained for the lattice size $L = 204$ using temperature variation $K_c\tau = 0.001$. Five sets of 10000 initially ordered samples ($m_0 = 1$) were used in order to obtain the error bars.

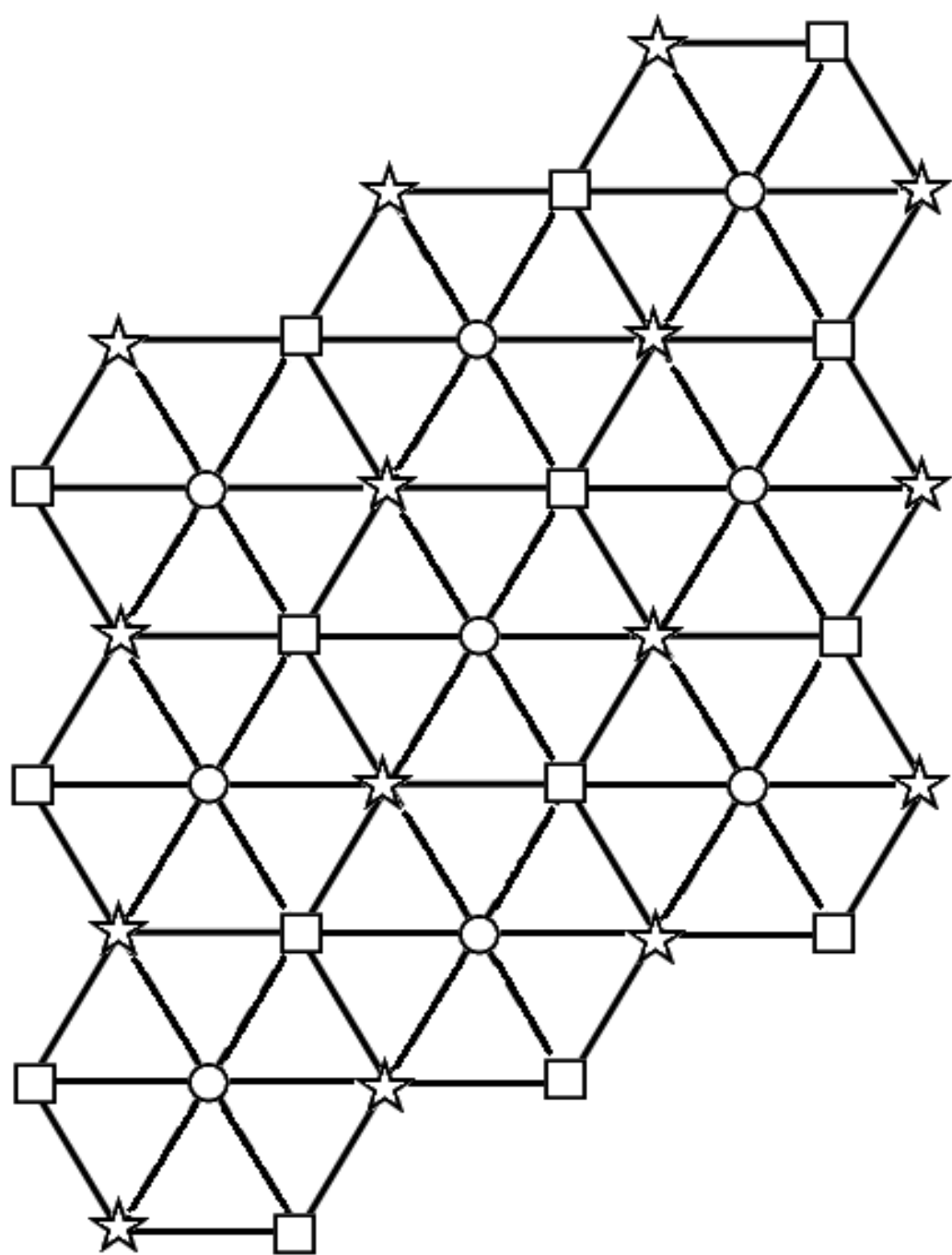


Figure 1

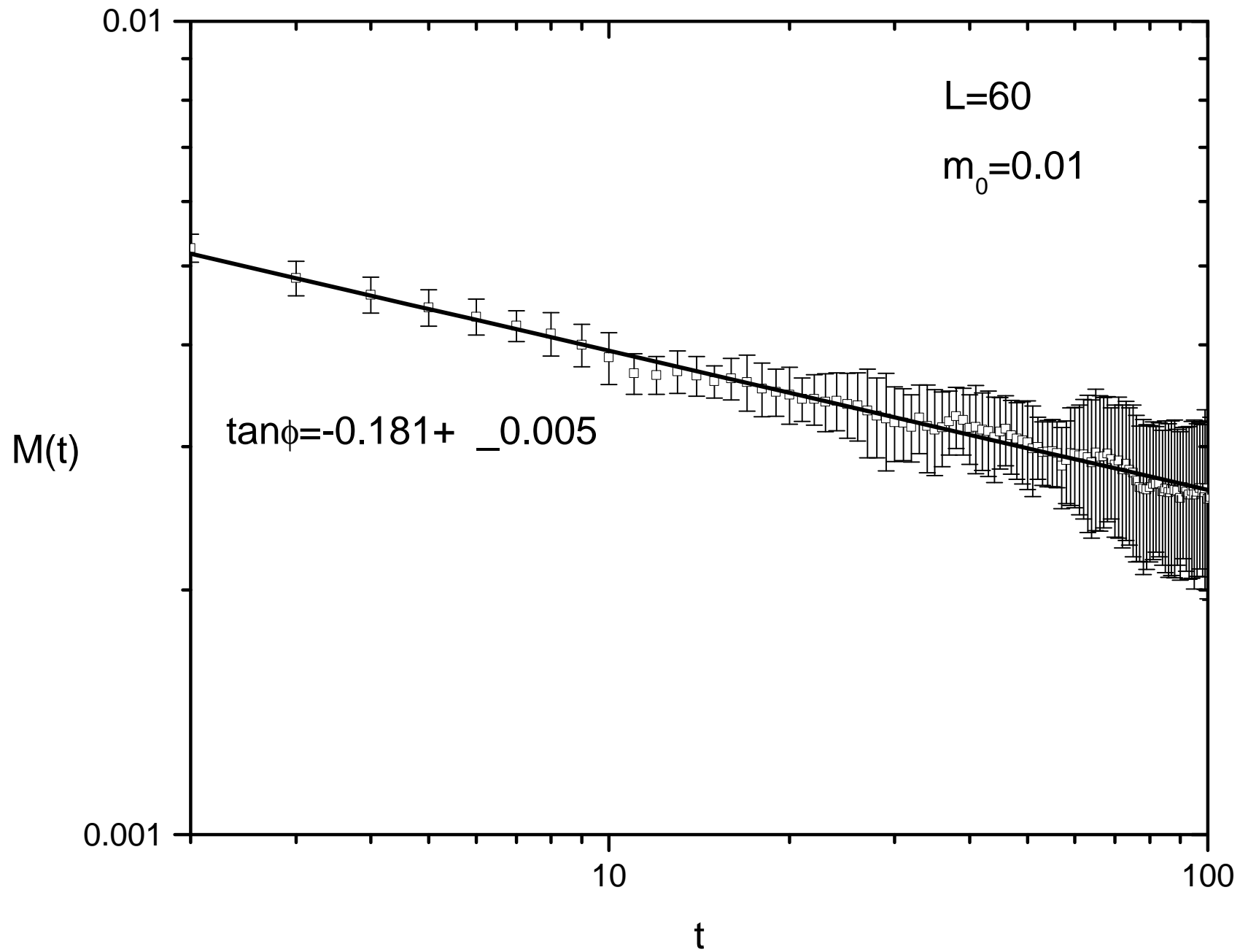


Figure2

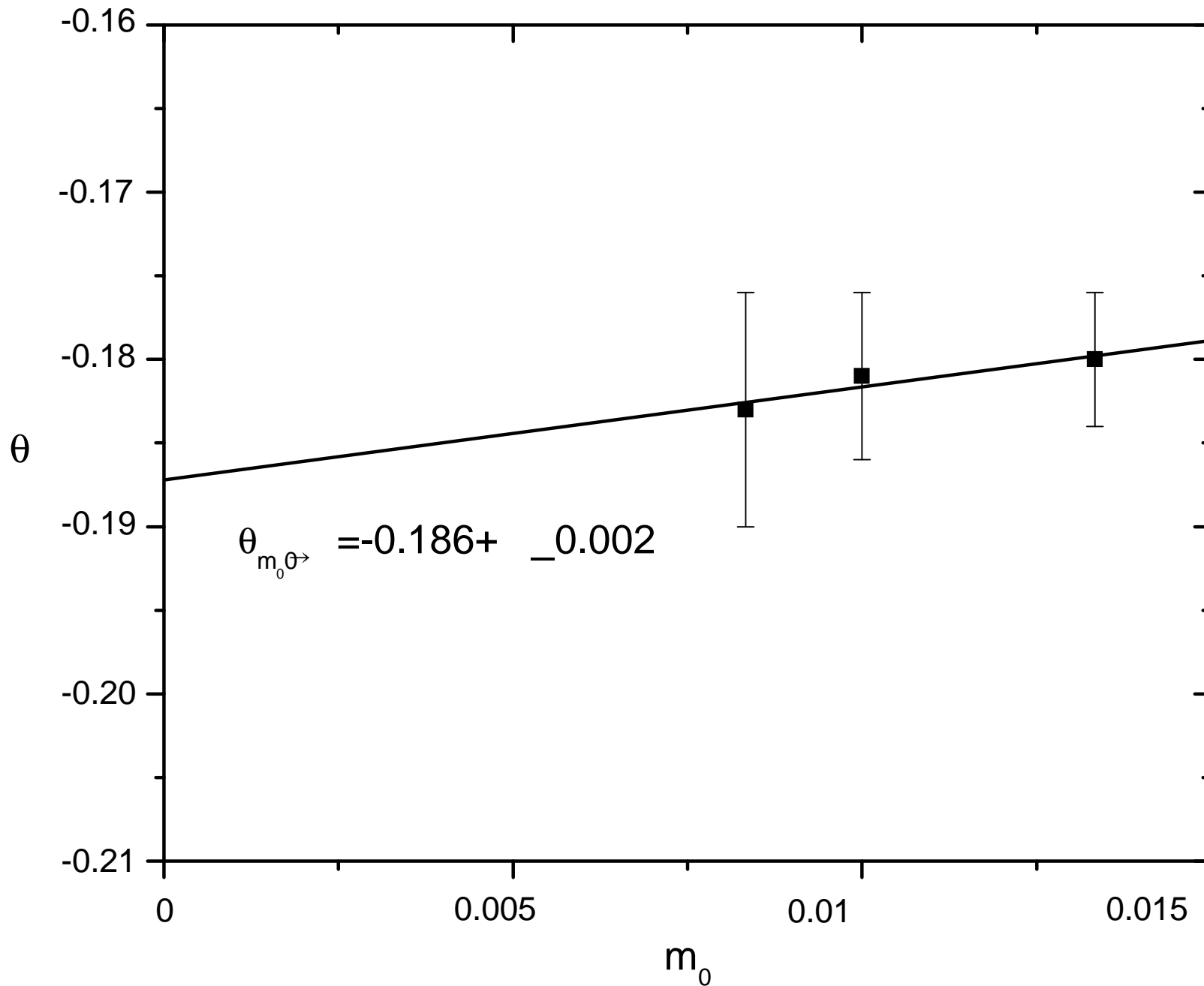


Figure3

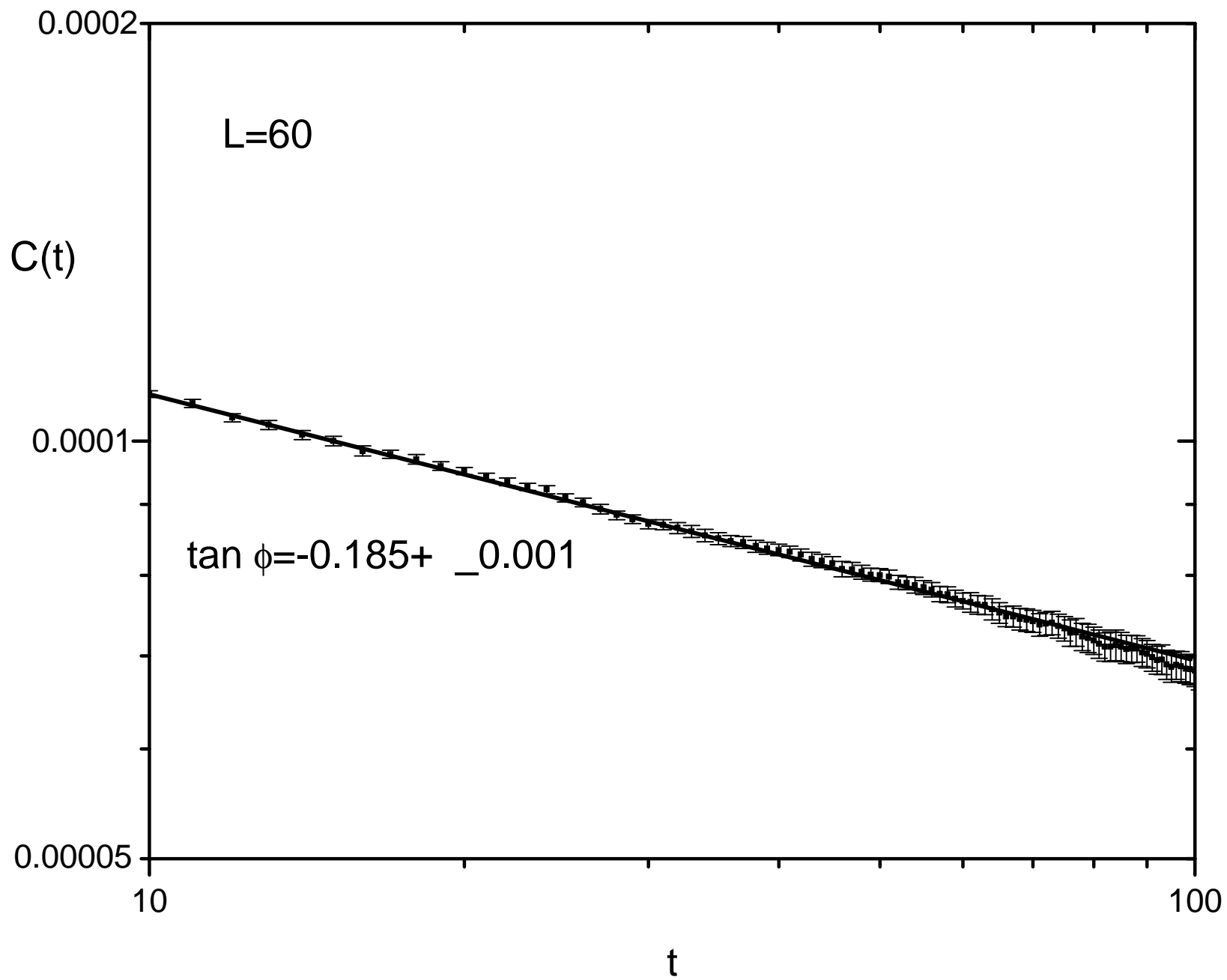


Figure4

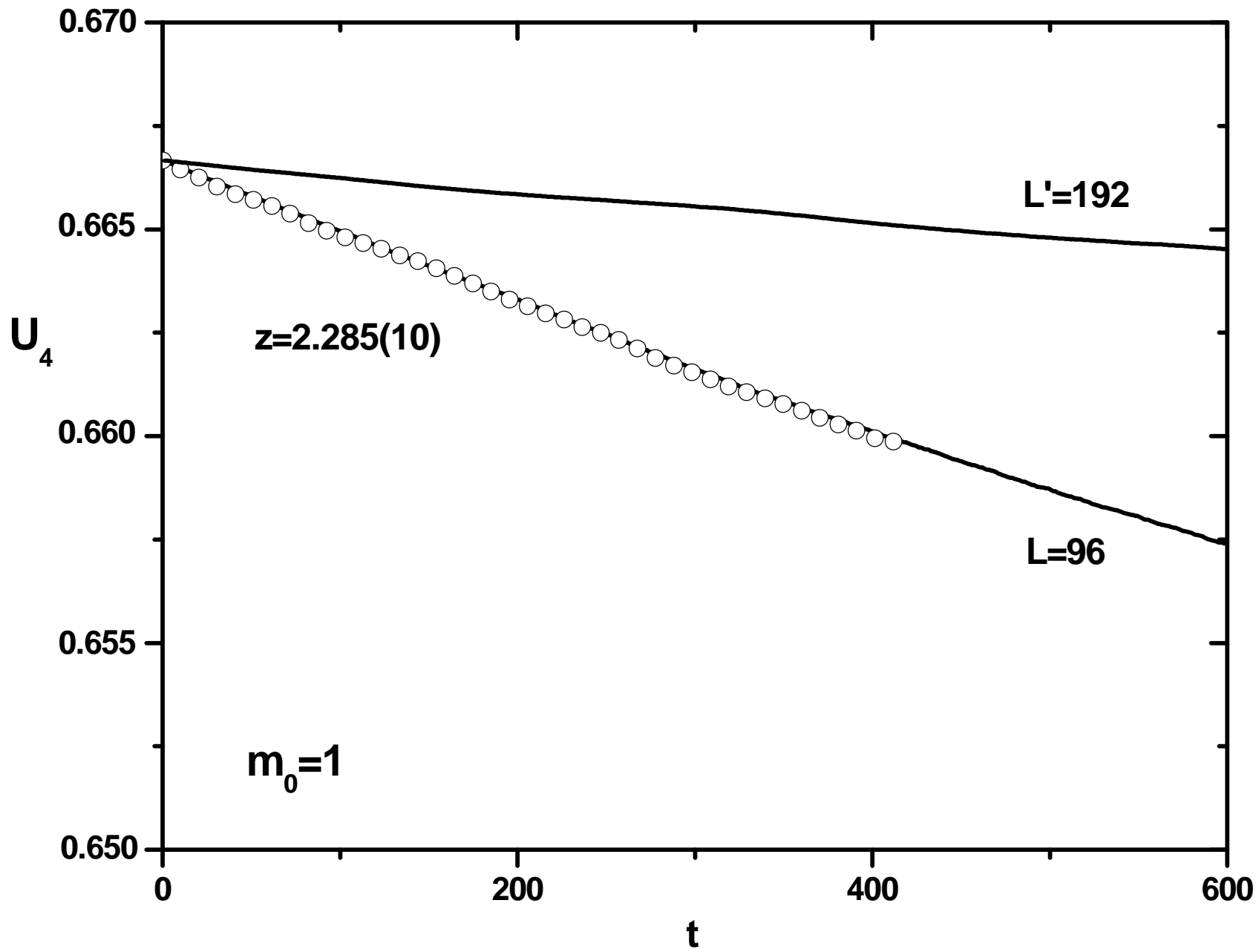


Figure5

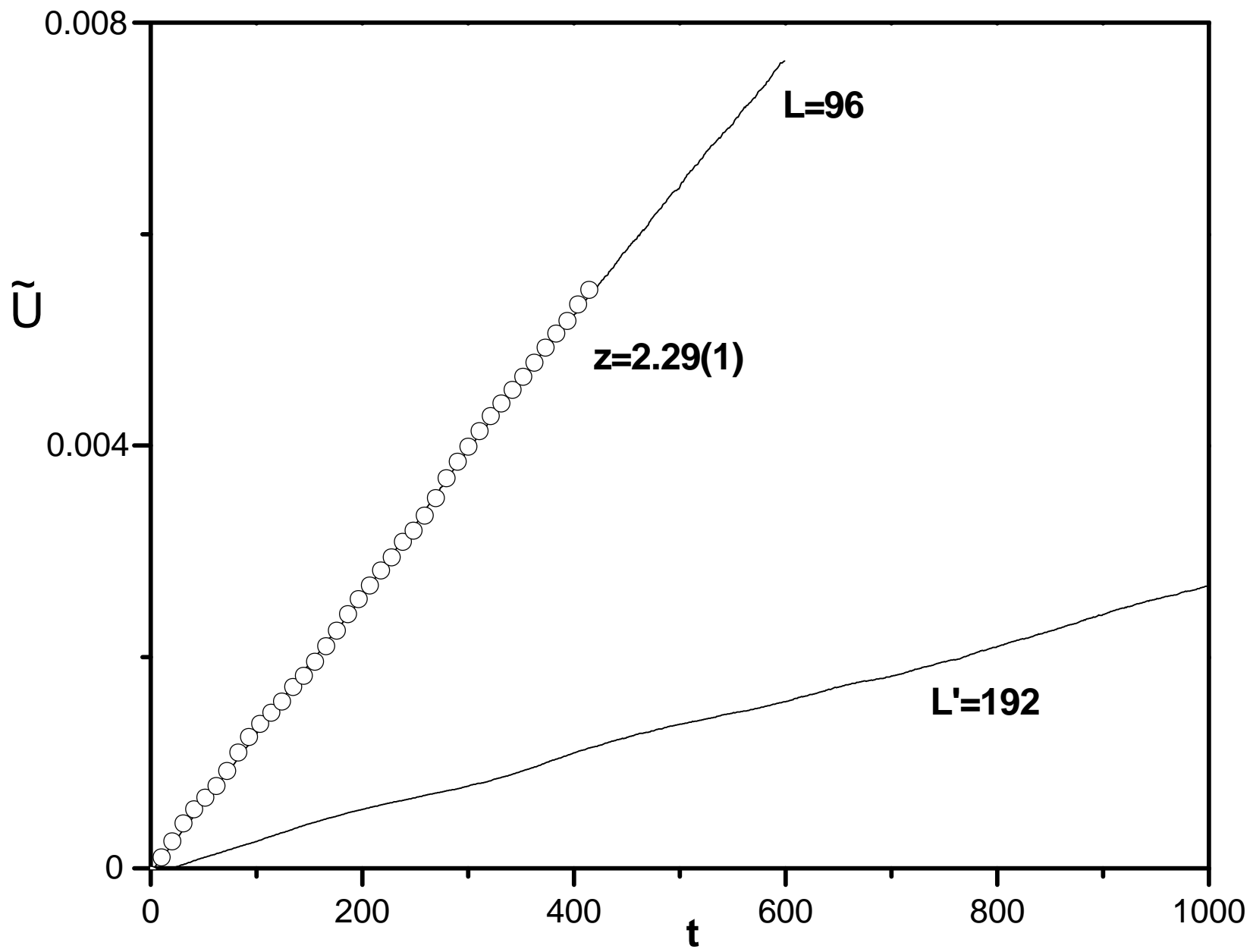


Figure6

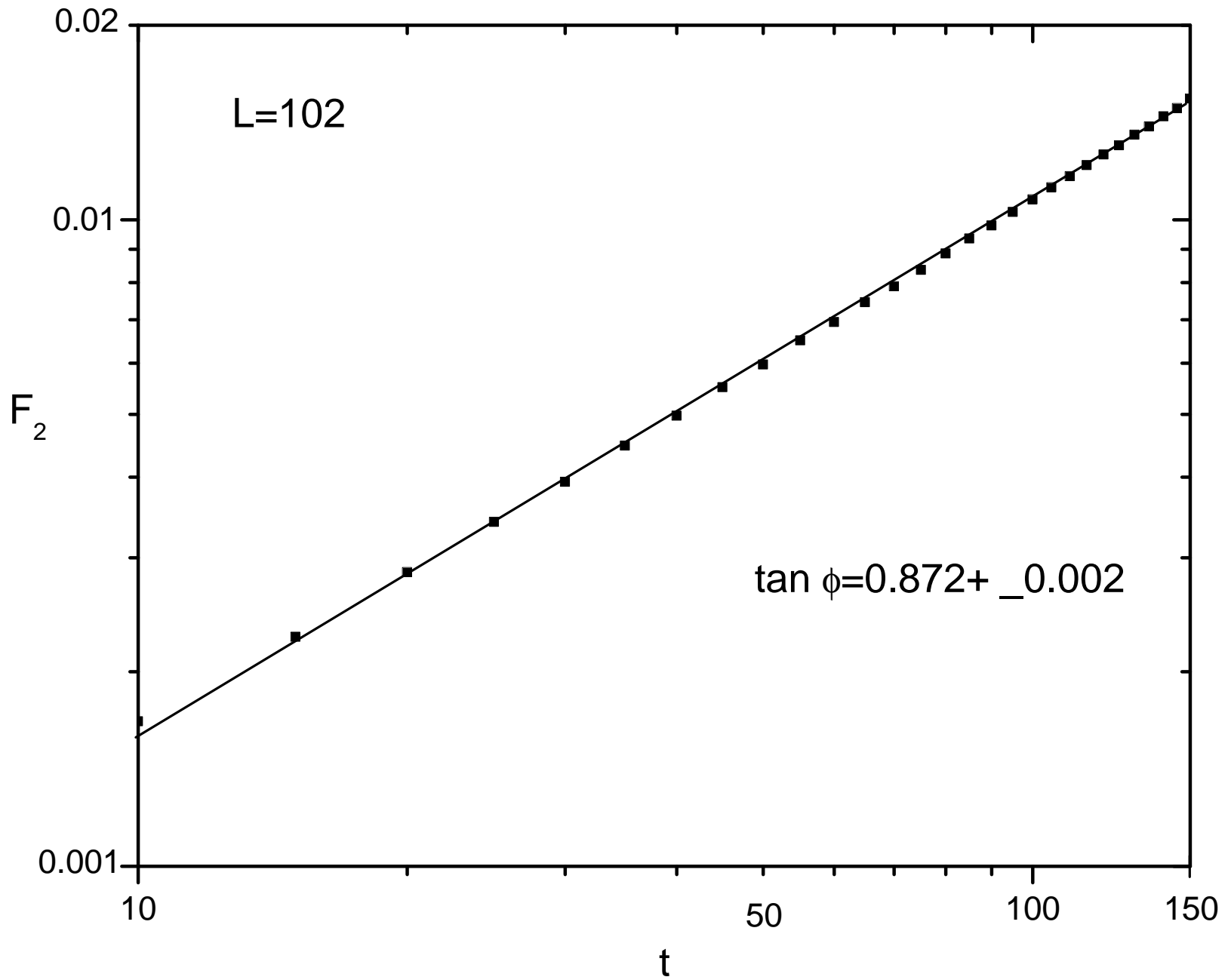


Figure7

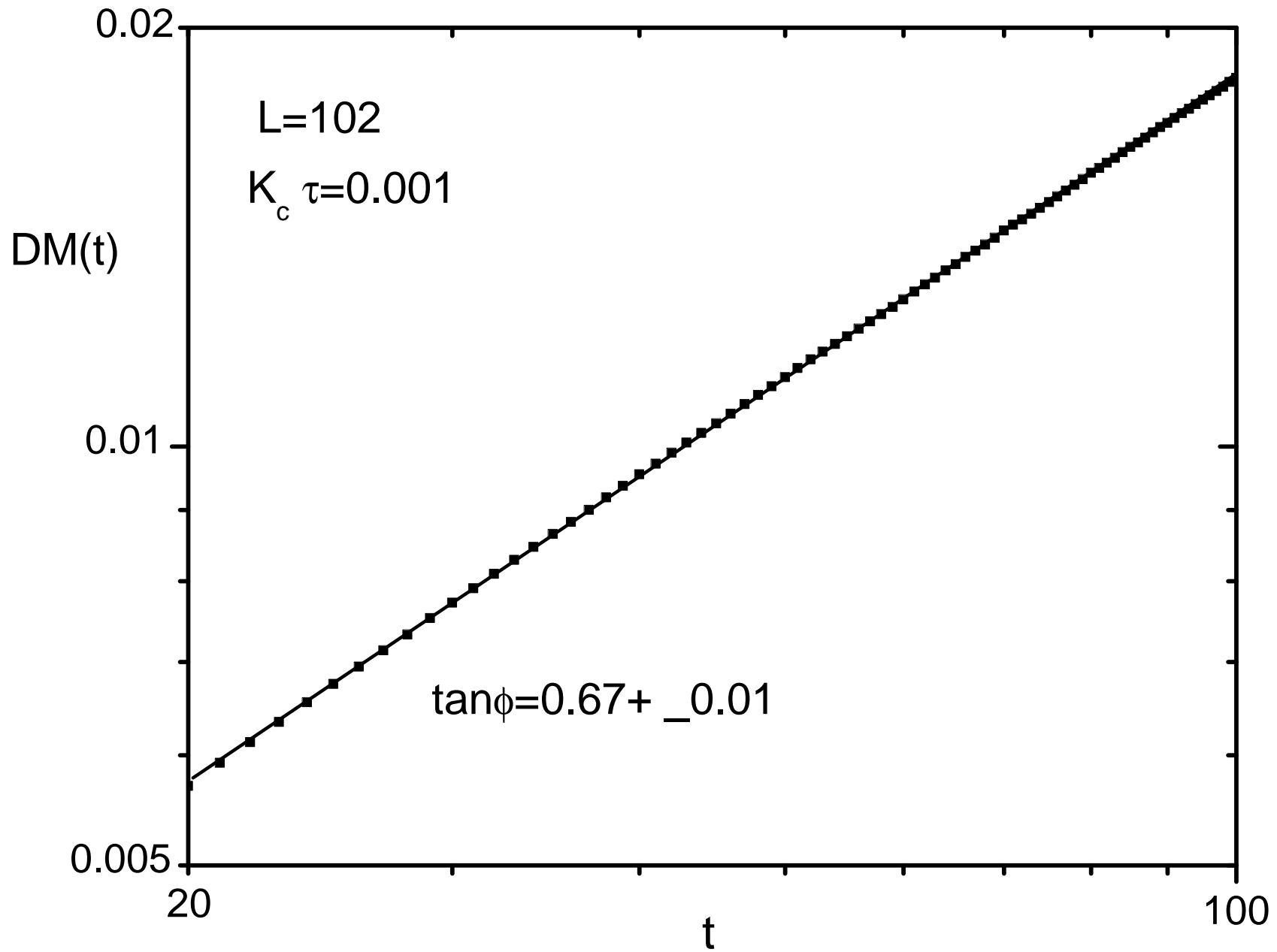


Figure8

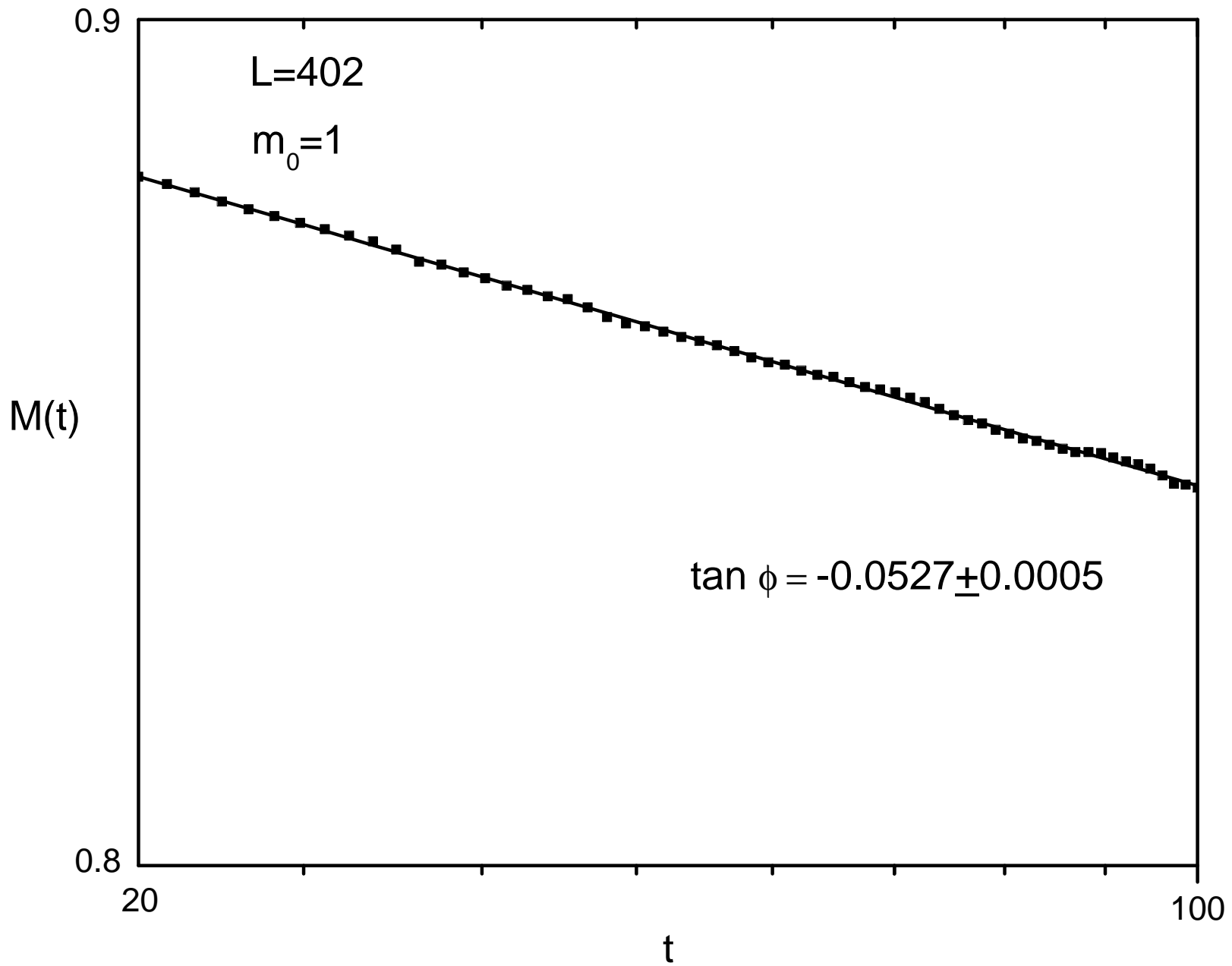


Figure9

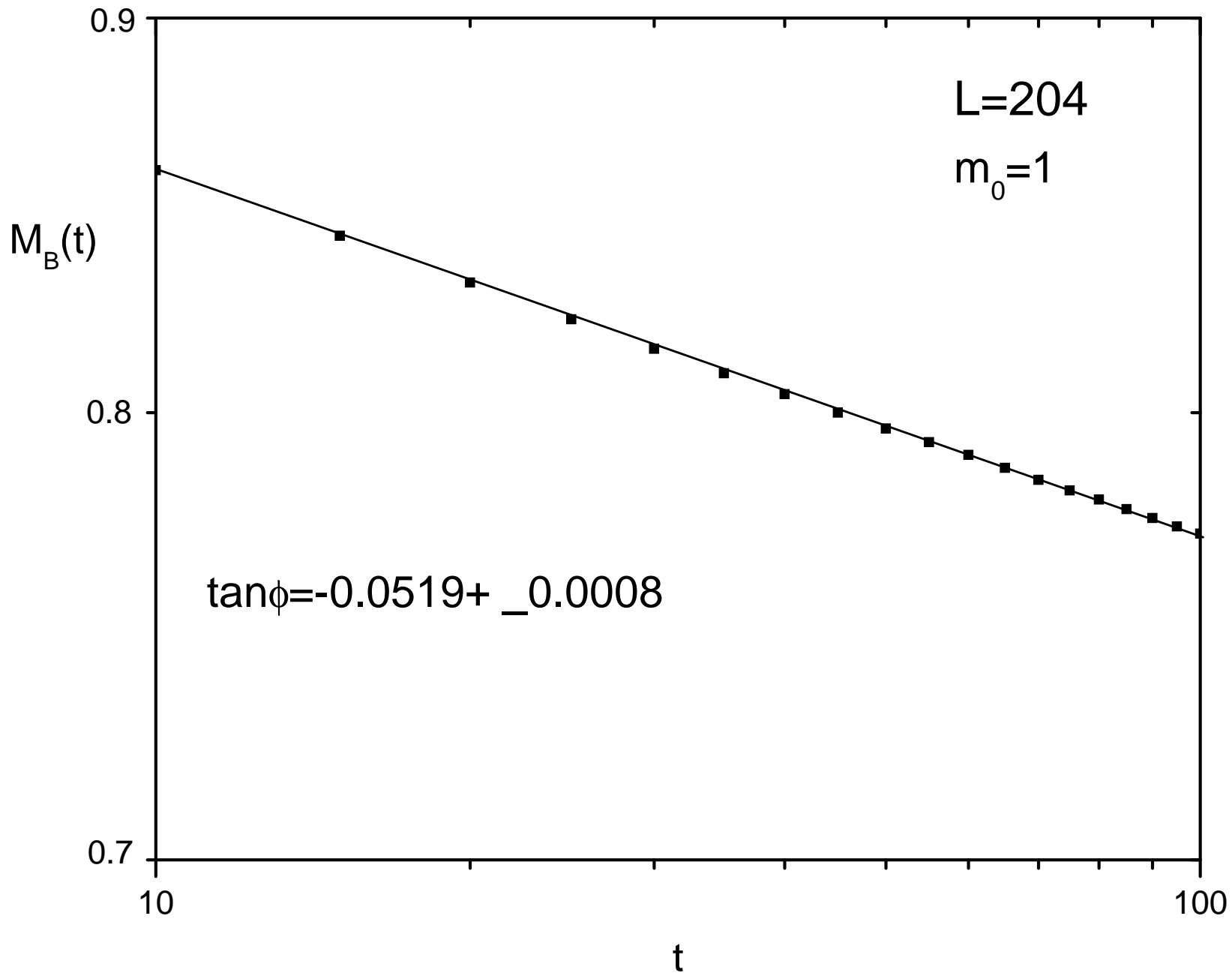


Figure10

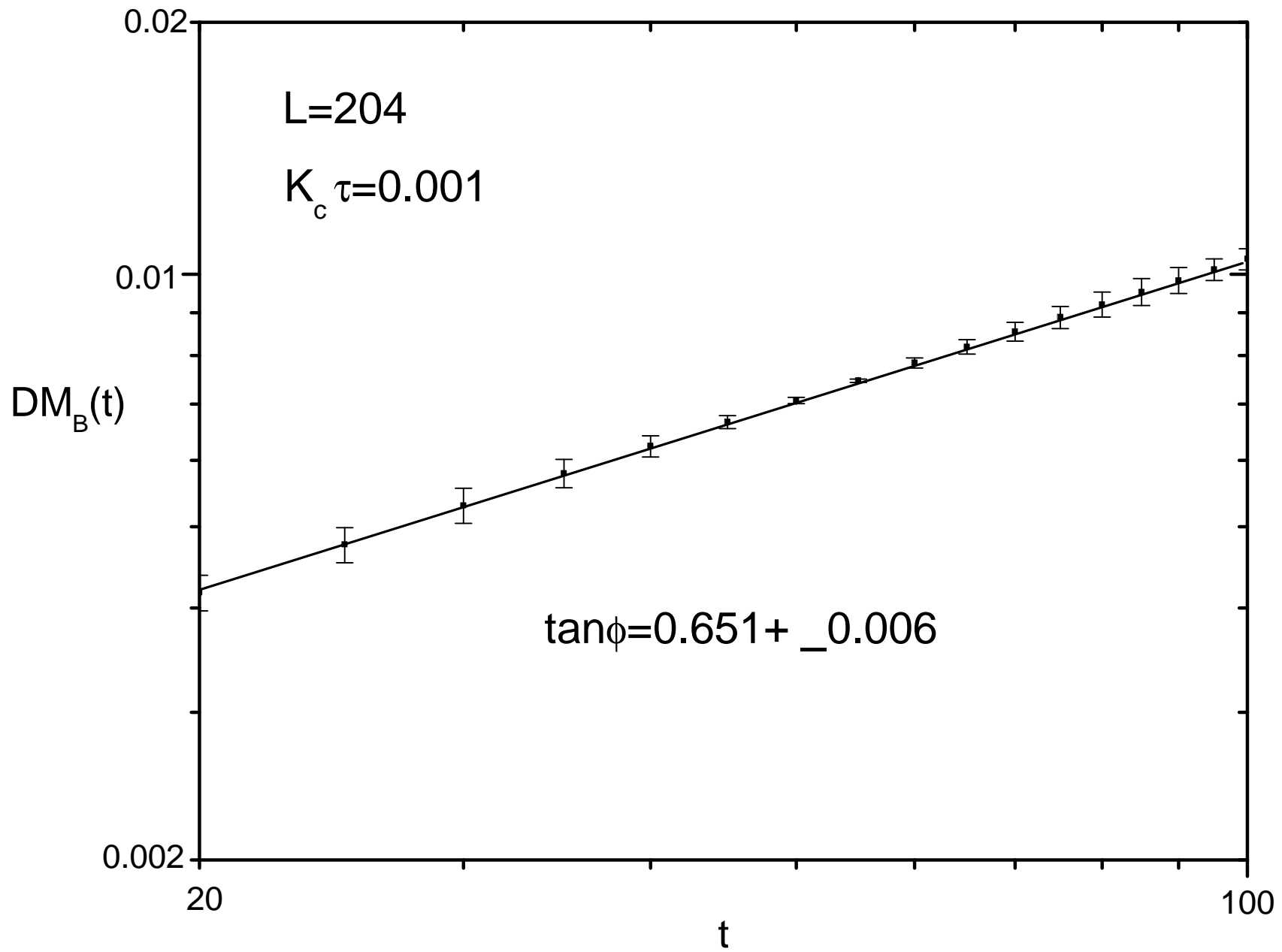


Figure11