

The conductance of interacting nano-wires

V. Meden¹ and U. Schollwöck²

¹*Institut für Theoretische Physik, Universität Göttingen, Bunsenstr. 9, D-37073 Göttingen, Germany*

²*Max-Planck-Institut für Festkörperforschung, Heisenbergstr. 1, D-70569 Stuttgart, Germany*

(October 15, 2002)

The conductance of one-dimensional nano-wires of interacting electrons connected to non-interacting leads is calculated in the linear response regime. Two different approaches are used: a many-body Green function technique and a recently suggested relation to the persistent current. The conductance is evaluated using the functional renormalization group method and the density matrix renormalization group algorithm. Our results support the idea of determining the conductance from the persistent current. We demonstrate that the phase sensitivity cannot be used directly.

71.10.Pm, 73.23.Ra, 73.63.-b

The last few years brought fast progress in the experimental techniques to design and manipulate mesoscopic quasi-one-dimensional electron systems. Electron correlations play a crucial role in one spatial dimension leading to Luttinger liquid behavior in the infinite wire limit. [1] Furthermore the interplay of electron correlations and impurities leads to a drastic effect. Even in the presence of a single impurity in the infinite wire limit and at low energy scales physical observables behave as if the system is split in two chains with open boundary conditions at the end points. [2] A deeper theoretical understanding of the electron transport through interacting nano-wires is thus of great importance in connection with experiments and possible applications in nanotechnology. Additionally it will shed light on the question how electron correlations and the interplay of correlations and impurities influence the physical behavior of finite one-dimensional systems.

In a typical experimental setup the wire - or more general the nano-system - is connected to leads which act as reservoirs and the two-terminal conductance is measured. The leads are considered to be free of impurities and non-interacting. They have different chemical potentials μ_l and μ_r where $\mu_l - \mu_r$ is given by the applied voltage. The wire might contain impurities and the electrons in the wire will later be assumed to be strongly correlated. For non-interacting electrons, at temperature $T = 0$ and in linear response the two-terminal conductance is given by the Landauer formula $G = 2e^2 |T(k_F)|^2 / h$ with the electron charge e and the transmission probability $|T(k_F)|^2$ of the wire at the Fermi wave vector k_F . [3,4] The factor 2 is related to the two spin directions. In the following we will consider spinless fermions and use the dimensionless conductance $g = G h / e^2$. The above expression was derived using scattering theory. A Landauer-type formula for a similar setup with an interacting (and possibly disordered) nano-system and infinite non-interacting leads was presented in Ref. [5]. In this formula the current driven by the difference in the chemical potentials of the left and right leads is expressed in terms of non-equilibrium Green functions. At $T = 0$ and in linear

response the exact expression for the current leads to a conductance which can solely be expressed in terms of the one-particle equilibrium Green function of the interacting wire. Unfortunately even this simpler Green function cannot be calculated exactly in most cases of physical interest. Thus appropriate approximations are required.

Within Luttinger liquid theory the conductance of a impurity free interacting wire has been determined using an effective field theory and bosonization. [6,7] Even though these works were clearly a step forward in clarifying the issue that for “perfectly connected” leads the conductance is independent of the electron-electron interaction, in connection with experimentally accessible finite wires the modeling has to be doubted for two reasons. (i) Within the effective field theory it is clear what “perfectly connected” means; a sharp jump of the Luttinger liquid parameter $K = 1$ of the leads to $K < 1$ of the interacting region. Unfortunately it is unclear how such a behavior can be modeled in a microscopic model. (ii) Assuming a spatially varying K is certainly valid within the field theory. But starting from a microscopic model K is a property of the entire system and it can even be doubted that the concept of a spatially varying K is meaningful at all if one is interested in describing the transport through an interacting wire.

Here we will exclusively study the zero temperature and linear response regime. We will focus on the case of an impurity free interacting wire. The generalization to the case including impurities is straightforward. The wire will always be modeled by the lattice model of spinless fermions with nearest neighbor interaction U and the leads by a spinless tight-binding hamiltonian.

The many-body Green function of the finite interacting wire attached to one-dimensional infinite leads [8] can be calculated using the functional renormalization group (RG) method [9] which we have applied successfully in the context of impurities in interacting one-dimensional systems. [10,11] We neglect the flow of the two-particle vertex, which provides a good approximation to the exact result for interactions as large as $U \approx 1$ as already discussed in Refs. [10] and [11]. This establishes one way

to approximately determine g following Ref. [5].

Very recently Sushkov suggested to calculate g from the persistent current $I(\phi)$ of a one-dimensional ring penetrated by a magnetic flux ϕ . [12] The ring of N lattice sites is build of two parts: the interacting wire with N_W sites, and non-interacting “leads” with N_L sites. According to Refs. [12] and [13] g for a fixed N_W is given by

$$g = \lim_{N_L \rightarrow \infty} \left(\frac{I(\pi/2)}{I_0(\pi/2)} \right)^2, \quad (1)$$

where $I_0(\phi)$ denotes the persistent current of a completely non-interacting ring with $N = N_W + N_L$ lattice sites. The idea can only be motivated using the concepts of the non-interacting case. [14] The leading $1/N$ behavior of the persistent current in a non-interacting model with N lattice sites and a localized scattering potential with transmission probability $|T(k_F)|^2$ is given by [15]

$$I(\phi) = \frac{v_F}{\pi N} \frac{\arccos(|T(k_F)| \cos[\phi - \pi])}{\sqrt{1 - |T(k_F)|^2 \cos^2 \phi}} |T(k_F)| \sin \phi. \quad (2)$$

Evaluated at $\phi = \pi/2$ this gives [16]

$$I(\pi/2) = \frac{v_F}{2N} |T(k_F)|. \quad (3)$$

Taking into account the Landauer formula for the non-interacting case Eq. (1) follows immediately. If one now considers the interacting wire as a localized impurity in the otherwise non-interacting ring [13] and assumes that the persistent current as well as the conductance are given by the same effective transmission probability Eq. (1) is also plausible for the interacting case, although the “derivation” is certainly less rigorous than the approach by Meir and Wingreen. [5] The persistent current can be calculated from the groundstate energy $E_0(\phi)$ taking the derivative with respect to the flux $I(\phi) = -dE_0(\phi)/d\phi$. Following this suggestion the conductance g is accessible using the high precision density matrix renormalization group (DMRG) algorithm. [17] We have earlier calculated the persistent current in interacting rings using the RG and a complex-valued version of the DMRG. [11] This gives a second approach to determine g , using either the essentially exact DMRG or the approximate RG.

We will show that within the RG both approaches lead to the same g and that for not too large interactions the indirect method (via the persistent current) leads to equal conductances using RG and DMRG. We thus reach a very high consistency using different approaches and methods. This gives us confidence that Sushkov’s suggestion can indeed be used for interacting wires and that the functional RG approach is applicable also to more complex nano-systems. A generalization to wires including impurities is straightforward and within the infinite leads approach the conductance in the presence of multichannel leads can be determined. [8] In contrast

to Ref. [13], where DMRG is only used for real hamiltonian matrices and the phase sensitivity (or stiffness) $D = (L/2)|E_0(0) - E_0(\pi)|$ is considered as a measure for the persistent current at $\phi = \pi/2$ we are able to calculate $I(\pi/2)$. We will explicitly demonstrate that since in the generic case the current is not purely sinusoidal D cannot be used directly as a measure for $I(\pi/2)$. [11,13] As a consequence $\lim_{N_L \rightarrow \infty} (D/D_0)^2$, a quantity studied in Ref. [13], only captures some qualitative aspects of g . D_0 denotes the non-interacting phase sensitivity.

We consider the hamiltonian ($N = N_W + N_L$) [18]

$$H = - \sum_{j=-N_L/2-1}^{N_W+N_L/2} \left(c_j^\dagger c_{j+1} e^{i\phi/N} + c_{j+1}^\dagger c_j e^{-i\phi/N} \right) + U \sum_{j=1}^{N_W-1} (n_j - 1/2)(n_{j+1} - 1/2), \quad (4)$$

in standard second-quantized notation. The hopping matrix element and the lattice constant are set to one and the flux ϕ is measured in units of the flux quantum. When calculating the persistent current periodic boundary conditions are used. When using the infinite leads method ϕ is set to zero. The interaction in the wire (lattice sites 1 to N_W) has to be compensated by an external potential. Otherwise the fermions would depopulate the interacting region. We here exclusively consider the case of a half-filled system. The connection between the leads and the wire is considered to be perfect in the sense that no local scattering terms, as e.g. a smaller hopping matrix element between the sites 0 and 1 (and N_W and $N_W + 1$) or site impurities on the sites 0 and $N_W + 1$, are included. Such terms can be added and the more complex hamiltonian can still be treated by the methods applied in this Letter.

Following Ref. [5] in the infinite leads limit and for the model discussed here g is given by

$$g = 4 |G_{N_W,1}(0)|^2, \quad (5)$$

where $G_{N_W,1}(\varepsilon)$ is the interacting one-particle Green function in the Wannier basis. In Refs. [10] and [11] we describe how to determine Green functions using the functional RG method of a fully interacting system. As in these investigations we will neglect the flow of the two-particle vertex. In the above references it was demonstrated that this approximation is valid for interactions as large as $U \approx 1$. Later it will be shown that the same holds here. Crucially within the approximation physical observables still show typical Luttinger liquid behavior (for $U \leq 2$) in the infinite wire limit. [10,11] Thus the relevant correlations are included in contrast to a Hartree-Fock treatment of the finite wire. [10,11,12] In the present context the infinite non-interacting leads can be integrated out only leading to additional contributions on the lattice sites 1 and N_W . The effective hamiltonian

can then be treated using the RG and $G_{N_W,1}(\varepsilon)$ can be calculated numerically. Neglecting the flow of the vertex within the RG, the scattering properties can be understood in terms of an effective one-particle potential build up of a modulation of the local site energies and the hopping matrix elements. This helps to obtain an intuitive understanding of the observed physics. [10,11] Technical details about this method will be presented elsewhere. [8]

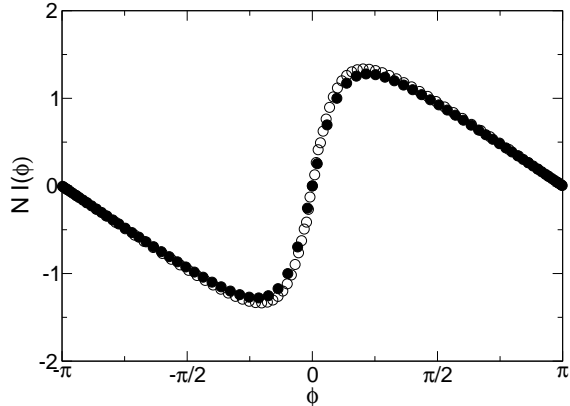


FIG. 1. Persistent current $NI(\phi)$ for $N = 64$, $N_W = 12$, and $U = 1$. The filled symbols are DMRG data and the open symbols RG data.

In Ref. [11] we have investigated the persistent current of a fully interacting ring using RG and complex-valued DMRG. A generalization to the present situation is straightforward. Fig. 1 shows typical curves for $NI(\phi)$ at even N_W obtained from DMRG and RG. The parameters are $N = 64$, $N_W = 12$, and $U = 1$. Both curves agree quantitatively. This holds for even larger interactions (see also Ref. [11]) and for all N and even N_W we have investigated. The current for this typical set of parameters is far from being sinusoidal. Thus the phase sensitivity D can obviously not be used directly to determine $I(\pi/2)$ and g . We have also determined D using the DMRG (and RG) and reproduced the results of Ref. [13] for this quantity. Only in the limit of a strong effective impurity $I(\phi)$ becomes proportional to $\sin \phi$. [11] In the present context and for even N_W this limit is reached for very large U and N_W . Increasing N for fixed N_W (even) the curves of Fig. 1 only change slightly and the infinite leads limit can reliably be extrapolated from $N \approx 100$. The $NI(\phi)$ extrapolated to the infinite lead limit decreases if N_W (even) is increased. This is related to the Luttinger liquid scaling of $I(\phi)$. [11,15] For odd N_W and all U we have studied the persistent current is of almost saw tooth like shape. Increasing N at fixed N_W the data seem to converge to the non-interacting and impurity free curve $NI_0(\phi) = v_F(\phi - \pi)/\pi$, with $0 \leq \phi < 2\pi$ and the Fermi velocity v_F , [11] which implies $g = 1$.

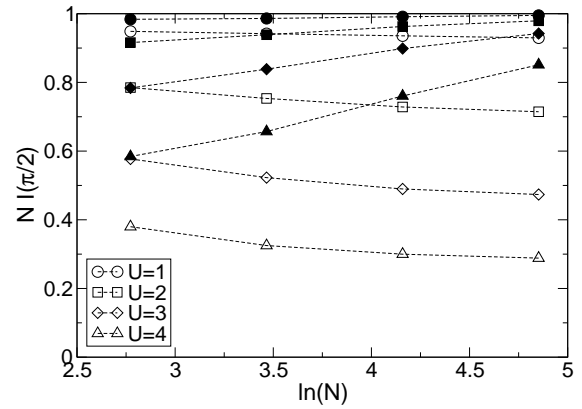


FIG. 2. $NI(\pi/2)$ for $N_W = 12$ (open symbols), $N_W = 13$ (filled symbols), different N , and U obtained from DMRG.

To obtain the conductance following the suggestion of Sushkov we have determined $E_0(\phi)$ (and the non-interacting groundstate energy $E_0^0(\phi)$) for a few fluxes around $\pi/2$ using DMRG and RG. From this $I(\pi/2)$ and $I_0(\pi/2)$ were obtained by numerical differentiation. Since around $\phi = \pi/2$, $E_0(\phi)$ is a fairly smooth function (see also Fig. 1), this procedure leads to reliable results. For fixed N_W and U we have done this for $N = 16, 32, 64$, and 128 . As an example in Fig. 2 we present DMRG data of $NI(\pi/2)$ for $N_W = 12$ and $N_W = 13$ and different U as a function of $\ln N$. To extrapolate we have fitted the data to a quadratic polynomial in $1/N$. For even N_W the $N \rightarrow \infty$ limit of $NI(\pi/2)$ can be obtained up to high precision. We have also tried different extrapolation schemes to ensure that the asymptotic current only very weakly depends on the details of the assumed scaling. For odd N_W and $U \geq 3$ the finite N_W data still change significantly even for N as large as 128 and the asymptotic limit obtained by extrapolation is clearly less reliable. The DMRG data strongly tend to $NI(\pi/2) = 1$ which corresponds to $g = 1$. The same behavior can be found for other odd N_W . This suggests $g = 1$ for all odd N_W but a definite statement would require larger N . The RG data for $NI(\pi/2)$ show a quite similar behavior, with the difference that using this technique for odd N_W the large N data are closer to 1 and clearly extrapolate to $g = 1$. Additionally g was determined within the RG using Eq. (5) which already implies infinite leads.

Fig. 3 summarizes our results for $N_W = 12$ and $N_W = 13$, which are typical also for other N_W . Several conclusions can be drawn from this figure. Within the RG the two approaches to determine g lead to results which agree quite well. The small deviation between the two data sets has mainly two sources, both of them making the persistent current data [Eq. (1)] less precise than the infinite leads data [Eq. (5)]: (i) The numerical differentiation of $E_0(\phi)$. (ii) The $N_L \rightarrow \infty$ extrapolation. The estimated total error is smaller than the symbol size. Fig. 3 shows that Sushkov's suggestion Eq. (1) indeed works for an interacting wire. For odd N_W in both approaches

we find perfect conductance $g = 1$ for all U . The surprising even-odd effect, observable also at other N_W , has been discussed earlier using perturbation theory. [19,13] The infinite leads approach does not require an extrapolation and solving the flow equations within this approach is much faster compared to calculating the persistent current in a N lattice site system. Thus within the RG and also in lowest order perturbation theory [19] using Eq. (5) is clearly superior to the persistent current approach. [20] The advantage of the persistent current method is that it enables us to determine g using DMRG. For up to $U \approx 1$ the RG and DMRG data agree quantitatively. For larger U the RG data still show the same qualitative behavior as the DMRG results. As discussed in connection with Fig. 2 the $N \rightarrow \infty$ extrapolation for odd N_W and large $U \geq 3$ leads to results which are less reliable. The (almost) perfect conductance at odd N_W has been explained as a resonance effect [19,13] which gives an additional hint that it might hold at all U also for the exact g and not only within the approximate RG. Within the RG the interaction generates a modulation (of order U) of the hopping matrix element between the sites of the interacting wire. This acts as an effective impurity leading to the observed behavior. For odd N_W the resulting impurity has a perfect resonance at k_F . For even N_W and small U the conductance goes like $g = 1 - c(N_W)U^2$ with a $c(N_W) > 0$ which increases with increasing N_W .

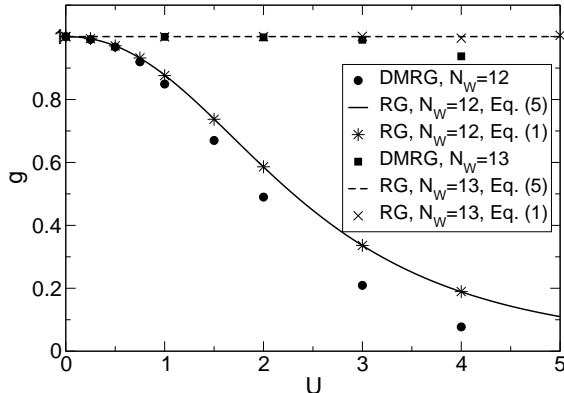


FIG. 3. Dimensionless conductance g as a function of U for $N_W = 12$ and $N_W = 13$.

In this Letter, we determine the conductance of an interacting nano-system (i) following the approach by Meir and Wingreen [5] and (ii) using the mapping on a persistent current problem suggested by Sushkov, [12,13] both at the level of a functional RG calculation. The resulting conductances are equal and show for interactions $U \leq 1$ (iii) excellent agreement with the conductance obtained following Sushkov's idea and using essentially exact complex-valued DMRG calculations of the numerical key quantity, the persistent current $I(\pi/2)$. (i)-(iii) give a very strong indication that Sushkov's sug-

gestion, which analytically can only be justified for non-interacting nano-systems also holds for the interacting case. (iv) Results obtained directly from phase sensitivity calculations in the real-valued DMRG approach, [13] however, only capture some qualitative aspects of g . The conductance can be obtained for microscopic models avoiding the mapping to an effective field theory using bosonization. As an application we calculate the conductance of an interacting, impurity free nano-wire perfectly connected to infinite leads. The methods used can easily be generalized to (i) more complex nano-systems with different geometries, (ii) wires with interaction and impurities, (iii) more complex contacts, (iv) multi-channel leads, (v) models with spin, and (vi) other filling factors. We thus believe that combining the two approaches (infinite lead, persistent current) and the two methods (DMRG, RG) gives a very powerful tool to investigate transport properties of realistic models for complex nano-systems.

We thank K. Schönhammer, W. Metzner, H. Schoeller, and W. Zwerger for very valuable discussions. U.S. is grateful to the Deutsche Forschungsgemeinschaft for support from the Gerhard-Hess-Preis and V.M. acknowledges support from the Bundesministerium für Bildung und Forschung (Juniorprofessor Programm).

-
- [1] F.D.M. Haldane, J. Phys. C **14**, 2585 (1981).
 - [2] C.L. Kane and M.P.A. Fisher, Phys. Rev. B **46**, 15233 (1992).
 - [3] R. Landau, IBM J. Res. Dev. **1**, 223 (1957).
 - [4] M. Büttiker, Phys. Rev. Lett. **57**, 1761 (1986).
 - [5] Y. Meir and N.S. Wingreen, Phys. Rev. Lett. **68**, 2512 (1992).
 - [6] I. Safi and H.J. Schulz, Phys. Rev. B **52**, R17040 (1995).
 - [7] D.L. Maslov and M. Stone, Phys. Rev. B **52**, R5539 (1995).
 - [8] V. Meden, W. Metzner, and K. Schönhammer, to be published.
 - [9] C. Wetterich, Phys. Lett. B **301**, 90 (1993).
 - [10] V. Meden, W. Metzner, U. Schollwöck, and K. Schönhammer, Phys. Rev. B **65**, 045318 (2002); J. of Low Temp. Physics **126**, 1147 (2002).
 - [11] V. Meden and U. Schollwöck, cond-mat/0209588.
 - [12] O.P. Sushkov, Phys. Rev. B **64**, 155319 (2001).
 - [13] R.A. Molina *et al.*, cond-mat/0209552.
 - [14] We here present a "derivation" different from Ref. [12].
 - [15] A.O. Gogolin and N.V. Prokof'ev, Phys. Rev. B **50**, 4921 (1994).
 - [16] In contrast to a statement in Ref. [12] the current is maximal at $\phi = \pi/2$ only in the limit of a very strong impurity.
 - [17] S.R. White, Phys. Rev. Lett. **69**, 2863 (1992).
 - [18] Without loss of generality we only consider even N_L .
 - [19] A. Oguri, Phys. Rev. B **59**, 12240 (1999).
 - [20] The same should hold within the Hartree-Fock approximation.