

Bulk Evidence for d-Wave Pairing Symmetry in $\text{Nd}_{1.85}\text{Ce}_{0.15}\text{CuO}_4$ Detected by Specific Heat

Lei Shan and Hai-Hu Wen*

*National Laboratory for Superconductivity, Institute of Physics and Center for Condensed Matter Physics,
Chinese Academy of Sciences, P.O. Box 603, Beijing 100080, China*

S. Y. Li, X. H. Chen and L. Z. Cao

*Structure Research Laboratory and Physics Department,
University of Science and Technology of China, Hefei, Anhui 230026, China*

(Dated: February 7, 2020)

Specific heat of an optimally doped $\text{Nd}_{1.85}\text{Ce}_{0.15}\text{CuO}_4$ single crystal has been measured at magnetic fields up to 12 T in low temperature region. Besides the contributions from phonon (βT^3), a spare linear term ($\gamma_0 T$), and a Schottky anomaly term (C_{sch}), the rest part of electronic specific heat can be well described by the theoretical predictions with d-wave pairing symmetry: a quadratic term αT^2 at zero and low fields and an linear term $AT\sqrt{H}$ at magnetic fields above 0.5 T. This conclusion has been drawn based on two different data treating processes: a global fitting and a general scaling. All parameters derived here are reasonable and self-consistent. Our results present unambiguous bulk evidence for d-wave pairing symmetry in this electron doped cuprate.

PACS numbers: 74.25.Bt, 74.20.Rp, 74.72.Jt

For hole doped cuprate superconductors, there is a well known electronic phase diagram characterized by an anti-ferromagnetic insulating parent phase at a low hole concentration p and a dome-like superconducting region when p is above a certain threshold[1]. Later on it was found that[2] instead of doping more holes into the Cu-O plane, one can also achieve superconducting state by doping more electrons into the Cu-O plane in some systems like $\text{Ln}_{2-x}\text{Ce}_x\text{CuO}_4$ with $\text{Ln} = \text{Nd}, \text{Pr}, \text{La}$, etc. One thus naturally questions whether the superconducting mechanism is the same or not between the hole doped and electron doped cuprates. Among many superconducting properties, the symmetry of the order parameter is a very important one. It is getting converging that the symmetry of the superconducting order parameter is d-wave in the hole doped cuprate superconductors. This has been supported by tremendous experiments [3] both from surface detection[4, 5, 6, 7, 8] and bulk measurements[9, 10]. For the electron doped systems the symmetry of the order parameter remains highly controversial. Angle resolved photoemission spectroscopy (ARPES)[11] and phase-sensitive scanning SQUID measurements[12] indicate a clear d-wave symmetry. While this has been contrasted by some tunnelling measurements[13] and penetration depth measurement[14, 15]. It has been recently argued further that there may be a crossover from d-wave to s-wave symmetries by changing the doped electron concentration[16, 17]. Thus it is necessary to reconcile all these controversies. Taking a complete survey to all the published literatures on this specific subject, one can, however, easily see that all these measurements are done by using surface measuring techniques which may be involved with some complicated surface conditions. Therefore a bulk evidence for the symmetry of the

order parameter is strongly desired. As far as we know, no such data were published yet on this subject. Since different symmetries of order parameter will give rise to different behaviors of low energy excitations, or density of states (DOS) near Fermi energy, we can detect the symmetry by measuring the DOS based on some bulk measurement, such as specific heat. In this Letter, we present unambiguous bulk evidence for a d-wave pairing symmetry in an optimally doped $\text{Nd}_{1.85}\text{Ce}_{0.15}\text{CuO}_4$ single crystal based on the specific heat measurement.

The $\text{Nd}_{1.85}\text{Ce}_{0.15}\text{CuO}_4$ (NCCO) single crystals used in this study were fabricated by self-flux method using CuO as flux. The present sample is an optimally doped one with $x = 0.15$. Transport measurement shows a superconducting transition at 20K with a 2K transition width between 90% and 10% of normal state resistivity, which is consistent with both DC and AC magnetization results. X-ray diffraction shows very clean pattern with only (00l) peaks and the FWHM of the (006) peak is only 0.1° . A small piece, about 2mg in mass, with a $4 \times 2 \times 0.4 \text{ mm}^3$ dimension, was chosen to do the specific heat measurement. The heat capacity data presented here were taken with the relaxation method [18] based on an Oxford cryogenic system Maglab, in which the heat capacity is determined by a direct measurement of the thermal time constant, $\tau = (C_s + C_{add})/\kappa_w$, here C_s and C_{add} are the heat capacity of the sample and addenda respectively, while κ_w is the thermal conductance between the chip and a thermal link. During the measurement the field is applied parallel to c-axis and the sample was cooled to the lowest temperature under a magnetic field (field-cooling) followed by data acquisition in the warming up process. The addenda includes a small sapphire chip and small amount Wakefield thermal conducting grease ($100\mu\text{g}$).

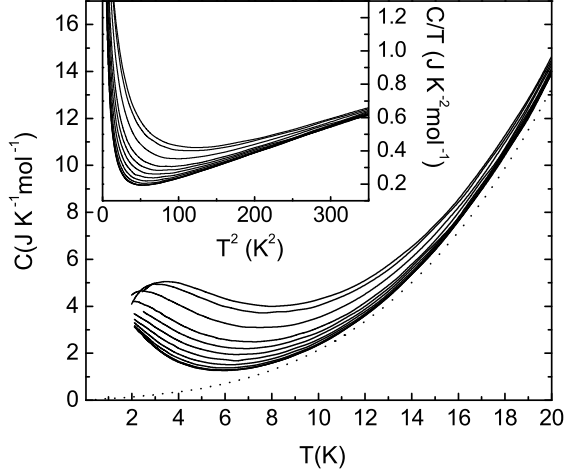


FIG. 1: Low-temperature specific heat of the optimally doped $\text{Nd}_{1.85}\text{Ce}_{0.15}\text{CuO}_4$ for different fields, from bottom to top $H = 0, 0.5, 1, 2, 3, 4, 5, 6, 7, 9, 11, 12\text{T}$. The dotted line denotes the phonon contribution to the total specific heat. Inset: the same data plotted as c/T vs T^2 .

Both contribute to the total specific heat only a phonon part because they are electronic isolating.

At low temperatures, specific heat $c(T, H)$ consists four main contributions by neglecting the component of the nuclear moments [19, 20], each has a different dependence on T and two of which depend on H , also in different ways,

$$c(H, T) = c_{\text{mag}}(H, T) + c_{\text{DOS}}(H, T) + \gamma_0 T + c_{\text{ph}}(T) \quad (1)$$

where $\gamma_0 T$ represents a spare zero-field linear term which has been found in many systems of hole doped cuprates [10, 21, 22, 23], and c_{ph} is due to the lattice or phonon contribution. In superconducting state, the origin of $\gamma_0 T$ is not entirely clear. The lattice contribution c_{ph} at low temperatures can be represented by the Debye phonon specific heat $c_{\text{ph}} = \beta T^3$, and some higher order terms such as T^5, T^7 , etc. should be considered at higher temperatures as the effect of phonon dispersion. The H -dependent terms in Eq. (1), i.e., $c_{\text{mag}}(H)$ and $c_{\text{DOS}}(H)$, are the contributions associated with paramagnetic centers (PC's) and the electronic DOS, respectively.

The temperature and magnetic field dependent specific heat, $c(T, H)$, is plotted in Fig. 1. The dotted curve represents the phonon specific heat (c_{ph}) from both NCCO and the addenda, which was evaluated as described below. The same results are plotted in the inset of Fig. 1 as c/T vs T^2 . In low field and high temperature regions, the data are close to be linear on a plot of c/T vs T^2 , suggesting that the total specific heat can be reasonably well described by $c(T) = \gamma T + \beta T^3$. This trend also indicates that T^3 term is sufficient to describe the phonon contribution at lower temperatures in this work. From the slope of the linear dependence of c/T on T^2 , the phonon

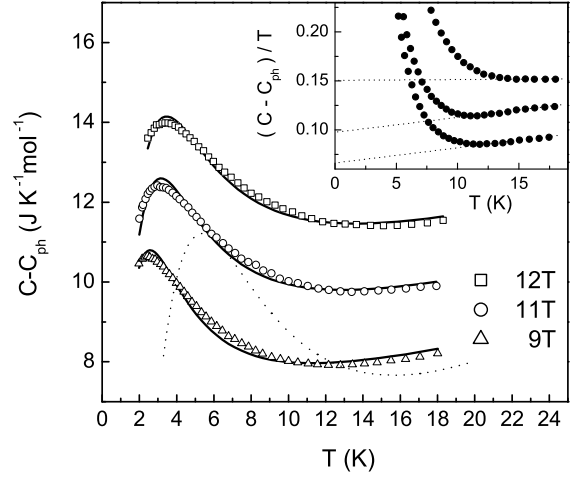


FIG. 2: A plot of $c - c_{\text{ph}}$ vs T for $H = 9, 11$ and 12T , with the data for each field offset by an increasing $0.5\text{J K}^{-1}\text{mol}^{-1}$. The solid lines represent least-squares fits to the data using $c_{\text{Sch}} + \gamma(H)T$ with $g = 1$. The dotted line indicates the best fitting with $g = 2$. Inset: A plot of $(c - c_{\text{ph}})/T$ vs T for $H = 0, 0.5$ and 5T , with the data for each field offset by an increasing additive amount. The dotted lines represent the extrapolation of the linear term around the Schottky anomaly tails.

coefficient β can be determined as $1.5\text{mJ K}^{-4}\text{mol}^{-1}$ (including the addenda), which allows an exclusion of the H -independent c_{ph} from the total specific heat $c(T, H)$. The typical results of $c - c_{\text{ph}}(T, H)$ are presented in Fig. 2.

In addition to the linear relation of c/T vs T^2 at high temperature, an enhancement and a broad low-temperature peak of c is also noticeable from Fig. 1. The peak moves towards lower temperatures with decreasing fields and out of the temperature range (below 2K) of our measurement at 7T. This feature has been found in most high- T_c materials in a magnetic field, which can be well described by a spin-1/2 Schottky anomaly [24, 25, 26], nc_{Sch} . This anomaly is the main component of the c_{mag} , which is in favor of the separation of c_{DOS} from the total specific heat as discussed below. The Schottky anomaly is given by

$$c_{\text{Sch}}(T, H) = \left(\frac{g\mu_B H}{k_B T}\right)^2 \frac{e^{g\mu_B H/k_B T}}{(1 + e^{g\mu_B H/k_B T})^2} \quad (2)$$

where μ_B is the Bohr magneton and g is the Landé g factor. In zero field, there is no contribution to the specific heat from ideal free spin-1/2 particles. The presence of internal fields or interactions between the spin-1/2 particles may also result in a broadened Schottky anomaly. The high-temperature tail of this Schottky anomaly may be represented with some effective internal field H_{eff} : $c_{\text{Sch}}(T, H \approx 0) = (g\mu_B H_{\text{eff}}/2k_B T)^2$.

In a superconductor with lines of nodes in the gap function, the DOS $N(E)$ rises linearly with energy at the Fermi level in zero field, $N(E) \propto |E - E_F|$, which

TABLE I:

H(Tesla)	$\gamma(JK^{-2}mol^{-1})$	n
1	0.0856 ± 0.0030	140.2 ± 3.3
2	0.0883 ± 0.0032	38.5 ± 0.9
3	0.0918 ± 0.0034	19.9 ± 0.5
4	0.0947 ± 0.0037	13.9 ± 0.3
5	0.1000 ± 0.0039	11.3 ± 0.2
6	0.1011 ± 0.0032	10.9 ± 0.2
7	0.1087 ± 0.0026	10.0 ± 0.1
9	0.1134 ± 0.0026	10.3 ± 0.1
11	0.1150 ± 0.0031	10.8 ± 0.1
12	0.1170 ± 0.0024	10.8 ± 0.1

results in a contribution to the electronic specific heat $c_{DOS} = \alpha T^2$ [27]. In the mixed state with the field higher than a certain value, the DOS near the Fermi surface becomes finite, therefore the quadratic term $c_{DOS} = \alpha T^2$ will disappear and be substituted by the excitations from either inside the vortex core or the de-localized excitations far outside the core. For d-wave superconductors with lines of nodes in the gap function, Volovik *et al.* [28] pointed out that in the mixed state, supercurrents around a vortex core cause a Doppler shift of the quasi-particle excitation spectrum. This shift has important effects upon the low energy excitation around nodes, where its value is comparable to the width of the superconducting gap. The DOS at the Fermi level is strongly affected:

$$N(E_F) = n \int \frac{d^3k}{(2\pi)^3} \int d^2r \delta[E(\vec{k}, \vec{r}) - \vec{k} \cdot \vec{v}_s(\vec{r})] \quad (3)$$

where \vec{v}_s is the superfluid velocity. For $H \gg H_{c1}$, it is predicted that $N(E_F) \propto H^{1/2}$ and $c_{DOS} = \Delta\gamma(T)T = ATH^{1/2}$ at low temperatures[28]. This prediction has been well proved for hole doped cuprates.[10]

The inset of Fig. 2 shows $(c - c_{ph})/T$ vs T at fixed fields $H = 0, 0.5$ and $5T$. A noticeable slope (denoted by dotted line in the inset of Fig. 2) exists close to the tail of the Schottky anomaly and below T_c at 0 and $0.5T$, while this slope disappears at higher fields. This feature suggests that the c_{DOS} term in the specific heat of NCCO at zero field can be described as $c_{DOS} = \alpha T^2$, which falls into the frame of the superconductor with line nodes. If this supposition is correct, the c_{DOS} term of the specific heat at higher fields should be well described by $c_{DOS} = AH^{1/2}T = \Delta\gamma(H)T$ as discussed above. In order to check this point, we try to fit the curves of $c - c_{ph}$ vs T above $0.5T$ with $c - c_{ph} = c_{Sch} + \gamma(H)T$, in which $\gamma(H) = \gamma_0 + \Delta\gamma(H)$ and c_{Sch} has been described in Eq. (2). The typical results are presented in Fig. 2 for fields 9, 11, 12 T with $g = 1$ and all the fitting parameters are shown in Table I. The larger apparent value of n for lower field may be explained by interactions between the spin-1/2 particles or the resid-

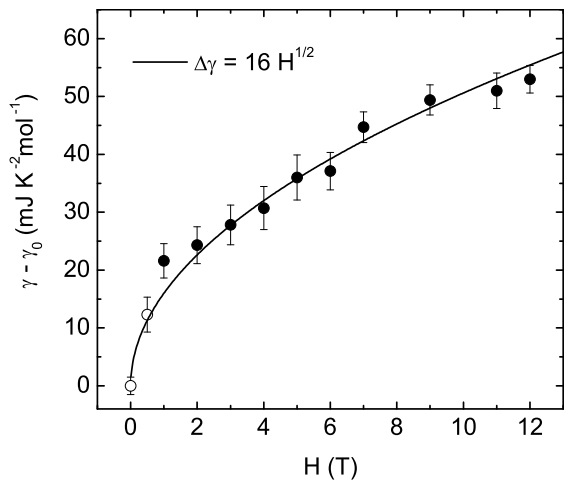


FIG. 3: Field induced extra DOS $\Delta\gamma = \gamma - \gamma_0$ vs. H as determined from global fits for $H \geq 1T$ and from extrapolation method for $H = 0$ and $0.5T$. The solid line is a fit to $A\sqrt{H}$ with $A = 16mJK^{-2}mol^{-1}$.

ual effect from the quadratic term. It should be stressed that the Landé g factor has to be taken as $g = 1$ for the best fitting. The dotted line is the best fitting for the data of $H = 9T$ with $g = 2$ as an example. When we leave the g value as also a free fitting parameter for a fixed field, for example 12 T, the best fitting gives 1.04, a value not far from 1. This may indicate that the magnetic moment of the orbital is the main contribution to the Schottky anomaly, which is contrast to the situation of the hole-doped superconductors [10, 26, 29]. It is worthy noting that, with $g=1$, for each curve, we have only two fitting parameters γ and n . The rather good global fittings to all fields (with three typical ones shown in Fig. 2) may suggest that eqs.(1) and (2) are sufficient to describe all data above 0.5 T. In order to fit the data at zero field, we should modify the fitting function as $c - c_{ph} = A_2/T^2 + \gamma_0 T + \alpha T^2$ according to the above analysis. The fitting yields $A_2 = 17.74JKmol^{-1}$, $\gamma_0 = 0.064JK^{-2}mol^{-1}$ and $\alpha = 0.0013JK^{-3}mol^{-1}$. As shown in the inset of Fig. 2, we can also determine the value of γ_0 and α from the linear part of the curve of $(c - c_{ph})/T$ vs T by extrapolating it to zero temperature and then taking the intercept and slope, respectively. In this way, we obtained $\gamma_0 = 0.067K^{-2}mol^{-1}$ and $\alpha = 0.0014JK^{-3}mol^{-1}$ which are in good agreement with the results of fitting. Although the αT^2 term should not be considered in c_{DOS} when magnetic field is not zero, we find it is still sizeable at fields as high as $0.5T$, which can be clearly seen in the inset of Fig. 2. Therefore, in order to avoid the uncertainty of many fitting parameters, we determined $\gamma(0.5T) = 0.075JK^{-2}mol^{-1}$ by using the same extrapolating method as that for zero field without introducing any other variables.

Fig. 3 shows the field dependence of extra DOS $\Delta\gamma = \gamma - \gamma_0$ induced by magnetic field. This nonlinear field

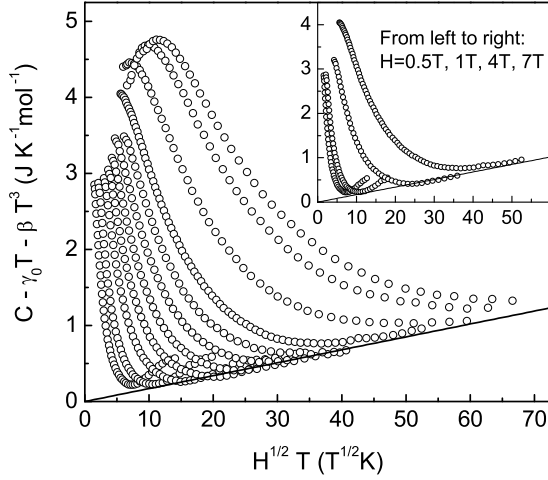


FIG. 4: A plot of $c - c_{ph} - \gamma_0 T$ vs $T\sqrt{H}$ for $H \geq 0.5T$. The solid line is the universal line with a slope $r = 17 mJ K^{-2} mol^{-1}$. Inset: The same data for $H = 0.5, 1, 4$ and $7T$ for clarity.

dependence is well described by $\Delta\gamma = A\sqrt{H}$ with $A = 16 mJ K^{-2} mol^{-1}$. In order to further corroborate this finding, we treat the data in a way with less constraint, i.e., a linear-term scaling. In a scaling method which avoids the zero-field data entirely but accepts its γ_0 -value, all the eleven data sets with $H \geq 0.5T$ are plotted as $c - c_{ph} - \gamma_0 T$ vs $H^m T$. Since the Schottky anomaly has much less weight than the linear term at high temperatures, the main contribution around the anomaly tail should be $\Delta\gamma(H)T$. An appropriate m -value should make all the Schottky anomaly tails fall into a universal line if $\Delta\gamma(H) \propto H^m$. The best scaling is shown in Fig. 4 with $m = 0.5$ and the universal line has a slope of $r = 17 mJ K^{-2} mol^{-1}$, both are close to the results from above global fit ($r \approx A = 16 mJ K^{-2} mol^{-1}$ and $m=0.5$). Some typical curves for $H = 0.5, 1, 4$ and $7T$ are presented in the inset of Fig. 4 for clarity, the αT^2 term at $0.5T$ is exposed again as an upturn from the general scaling line, which becomes much weaker at $1T$ and negligible at higher fields. The good linearity of the curves at higher temperature indicates that the effect of the Schottky anomaly can be neglected and the main contribution in this region comes from the linear term.

In summary, we have demonstrated the low-temperature broad peak in the specific heat of NCCO as the Schottky anomaly. By using a global fitting and a general linear-term scaling, we obtained an identical conclusion that the extra DOS induced by the vortices can be well described by $AT\sqrt{H}$, which agrees with Volovik's prediction for the DOS in superconductors with lines of nodes in the gap function. The αT^2 term was clearly observed in the data at zero field by a simple mathematical transformation, and exists at least up to $0.5T$. These results provide a bulk evidence of d-wave pairing symmetry

in this electron-doped cuprate.

This work is supported by the National Science Foundation of China (NSFC 19825111, 10074078), the Ministry of Science and Technology of China (project: nkbrsf-g1999064602), and Chinese Academy of Sciences with the Knowledge Innovation Project.

* Electronic address: hhwen@aphy.iphy.ac.cn

- [1] J. Orenstein, and A. J. Millis, *Science* **288**, 468 (2000).
- [2] Y. Tokura, H. Takagi, S. Uchida, *Nature* **337**, 345 (1989)
- [3] C. C. Tsuei, and J. R. Kirtley, *Rev. Mod. Phys.* **72**, 969 (2000), and references therein.
- [4] C. C. Tsuei, et al., *Nature* **387**, 481 (1997), and references therein.
- [5] Z. X. Shen, et al., *Phys. Rev. Lett.* **70**, 1553 (1993); D. J. Scalapino, *Phys. Rep.* **250**, 330 (1995).
- [6] W. N. Hardy, et al., *Phys. Rev. Lett.* **70**, 3999 (1993).
- [7] A. G. Sun, et al., *Phys. Rev. Lett.* **72**, 2267 (1994).
- [8] Although a small component of s-wave symmetry may exist in overdoped region, while d-wave symmetry was found in most of the doping regions in hole doped cuprates as reported by N. -C. Yeh, et al., *Phys. Rev. Lett.* **87**, 87003 (2001).
- [9] C. H. Pennington, and C. P. Slichter, *Physical Properties of High-Temperature Superconductors II*, edited by D. M. Ginsberg (World Scientific, Singapore), P. 269. N. Bulut and D. J. Scalapino, *Phys. Rev. Lett.* **68**, 706 (1992).
- [10] K. A. Moler, et al., *Phys. Rev. Lett.* **73**, 2744 (1994). K. A. Moler, et al., *Phys. Rev. B* **55**, 12753 (1997). B. Revaz, et al., *Phys. Rev. Lett.* **80**, 3364 (1998). D. A. Wright, et al., *Phys. Rev. Lett.* **82**, 1550 (1999).
- [11] N. P. Armitage, et al., *Phys. Rev. Lett.* **86**, 1126 (2001).
- [12] C. C. Tsuei and J. R. Kirtley, *Phys. Rev. Lett.* **85**, 182 (2000).
- [13] C. T. Chen, et al., *Phys. Rev. Lett.* **88**, 227002 (2002).
- [14] L. Alff, et al., *Phys. Rev. Lett.* **83**, 2644 (1999).
- [15] J. A. Skinta, T. R. Lemberger, *Phys. Rev. Lett.* **88**, 207003 (2002).
- [16] J. A. Skinta, M. S. Kim, and T. R. Lemberger, *Phys. Rev. Lett.* **88**, 207005 (2002).
- [17] A. Biswas, et al., *Phys. Rev. Lett.* **88**, 207004 (2002).
- [18] R. Bachmann *et al.*, *Rev. Sci. Instrum.* **43**, 205 (1972).
- [19] J. P. Emerson *et al.*, *Phys. Rev. Lett.* **82**, 1546 (1999).
- [20] D. A. Wright *et al.*, *Phys. Rev. Lett.* **82**, 1550 (1999).
- [21] K. Petersen *et al.*, *Physica C* **185**, 1363 (1991); C.D. Bredl *et al.*, *Physica C* **153-155**, 876 (1992).
- [22] V. Z. Kresin and S. A. Wolf, *Phys. Rev. B* **46**, 6458 (1992); *Physica C* **198**, 328 (1992).
- [23] N. E. Philips *et al.*, *Phys. Rev. Lett.* **65**, 357 (1990); N. E. Philips *et al.*, *J. Supercon.* **7**, 251 (1994).
- [24] A. Junod, in *Physical Properties of HTSC II*, edited by D. Ginsberg (World Scientific, Singapore, 1990).
- [25] R. A. Fisher *et al.*, *Phys. Rev. B* **61**, 538 (2000).
- [26] Yuxing Wang *et al.*, *Phys. Rev. B* **63**, 094508 (2001).
- [27] N. B. Kopnin and G. E. Volovik, *JETP Lett.* **64**, 690 (1996).
- [28] G.E. Volovik, *JETP Lett.* **58**, 469 (1993); H. Won and K. Maki, *Europhys. Lett.* **30**, 421 (1995).
- [29] F. Mehran *et al.*, *Solid. State Commun.* **67**, 55 (1988).