

Effect of electron and hole doping on the superconducting and normal state properties of MgB_2

S.Jemima Balaselvi, A.Bharathi, V.Sankara Sastry, G.L.N.Reddy and Y.Hariharan

Materials Science Division, Indira Gandhi Center for Atomic Research, Kalpakkam – 603 102.

Abstract

The variation of T_C in MgB_2 has been systematically investigated for monovalent cation substitution in $\text{Mg}_{1-x}\text{Li}_x\text{B}_2$ and in $\text{Mg}_{1-x}\text{Cu}_x\text{B}_2$ and simultaneous cation and Carbon substitution in $\text{Mg}_{0.80}\text{Li}_{0.20}\text{B}_{2-x}\text{C}_x$ and $\text{Mg}_{0.95}\text{Cu}_{0.05}\text{B}_{2-x}\text{C}_x$ using dc resistivity and ac susceptibility techniques. T_C seems to be uniquely determined by the electron count in the sample, being constant at the MgB_2 value for electron counts lower than MgB_2 but rapidly decreasing for larger electron counts. The θ_D extracted from fitting normal state resistivity to the Bloch-Gruneisen formula shows no systematics with T_C while the residual resistivity versus T_C indicates that interband/intraband scattering is affected by the substitutions.

INTRODUCTION

The origin of the unusually large T_C in MgB_2 ¹, is thought to arise from double gap superconductivity, due to coupling of phonons with electrons in the σ and π bands at the Fermi surface². Chemical substitutions in MgB_2 ^{3,4} have resulted in a decrease in T_C . There have been theoretical predictions of an increase in T_C by introducing a B-C network and hole doping by substitution of Mg with Cu⁵ and Li⁶. In an attempt to verify these predictions, a series of samples with Li and Cu substitution at Mg site and C substitution at B site along with 20%Li and 5% Cu substitution at Mg site were synthesized and the measured parameters viz., T_C , residual resistivity, the residual resistivity ratio, $\rho(300\text{K})/\rho(40\text{K})$ and the Debye temperature, obtained from the normal state resistivity are compared with that in $\text{MgB}_{2-x}\text{C}_x$ ⁴.

EXPERIMENTAL

Samples of composition $\text{Mg}_{1-x}\text{Li}_x\text{B}_2$, $\text{Mg}_{1-x}\text{Cu}_x\text{B}_2$, $\text{Mg}_{0.80}\text{Li}_{0.20}\text{B}_{2-x}\text{C}_x$ and $\text{Mg}_{0.95}\text{Cu}_{0.05}\text{B}_{2-x}\text{C}_x$ for various x were prepared by the standard solid-vapour technique⁴. All samples were characterized by x-ray diffraction for phase purity and lattice parameter variations. Measurement of $\chi(T)$ in 300K-4.2K range were done using an ac mutual inductance technique and $\rho(T)$ in the standard four probe geometry.

RESULTS AND DISCUSSION

From the XRD data it is clear that the Li solubility in MgB_2 is 30% ($x=0.3$), while that of Cu is only 5% ($x=0.05$). Carbon substitution upto a fraction of $x=0.30$ in the cation substituted samples are all found to be phase pure. The lattice parameters remain unchanged with cationic substitutions, resulting in no change in volume, whereas with carbon substitutions the lattice parameter along 'a' decreases monotonically with increase in C fraction with a corresponding decrease in the lattice volume.

T_C variation upon substitutions as identified by 90% diamagnetic signal and zero resistivity is shown in Fig 1(a) and

Fig 1(b), respectively. The T_C decrease obtained from both techniques are seen to be very similar in all the series, studied.

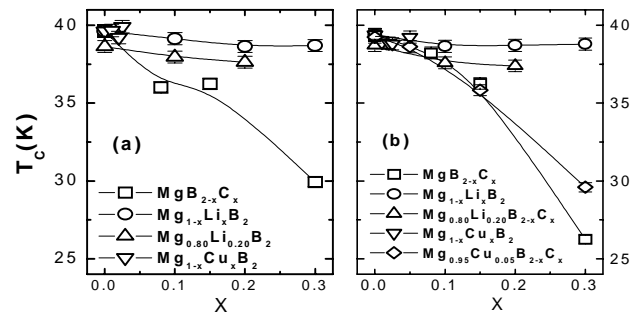


Fig 1: T_C variation with substitution (a) from diamagnetic susceptibility and (b) zero resistivity

With cation substitution viz., $\text{Mg}_{1-x}\text{Cu}_x\text{B}_2$ and $\text{Mg}_{1-x}\text{Li}_x\text{B}_2$ a constancy in T_C is observed while a decrease in T_C is observed for the various C substitution. The extent of decrease in T_C is seen to depend on the concentration of substituting cation, with a decrease of 14K, 10K and 1K being observed in $\text{MgB}_{2-x}\text{C}_x$, $\text{Mg}_{0.95}\text{Cu}_{0.05}\text{B}_{2-x}\text{C}_x$ and $\text{Mg}_{0.80}\text{Li}_{0.20}\text{B}_{2-x}\text{C}_x$ respectively. We define $N_{\text{excess}}=x-y$, where x denotes the carbon fraction and y denotes the cation fraction for the compound with general formula $\text{Mg}_{1-y}\text{M}_y\text{B}_{2-x}\text{C}_x$ ($M=\text{Li,Cu}$). Therefore, N_{excess} is zero for MgB_2 , positive for electron doped MgB_2 and negative for hole doped MgB_2 . A plot of N_{excess} against T_C is shown in Fig 2 from which it is apparent that the T_C remains almost constant with increase in the hole concentration while it decreases with increase in electron concentration. It is interesting to point out that Fig 2 holds a striking resemblance to the hole DOS versus energy curve obtained from band structure calculations⁷, in which it was surmised that T_C will not increase with increase in hole concentration whereas it would decrease with electron doping, being large for electron additions of $\sim 0.2/\text{formula unit}$

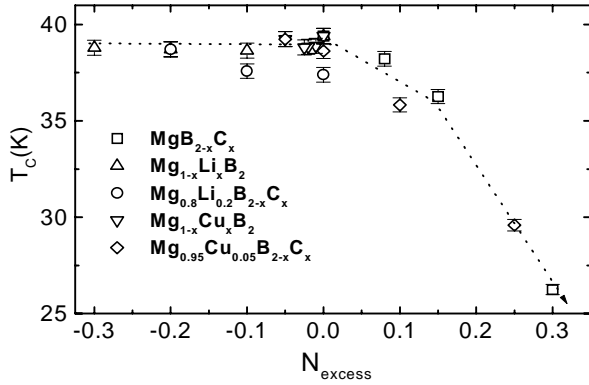


Fig 2 :Plot of N_{excess} versus T_C

Fitting the normal state resistivity to the Bloch-Gruneisen form

$$\rho(T) = \rho_0 + \rho_1 T^2 + K(m-1)\theta_D(T/\theta_D)^m * \int_0^{\theta_D/T} dz \frac{z^m}{(1-e^{-z})(e^z-1)},$$

with $m=5$, results in the extraction of ρ_0 , ρ_1 and θ_D . The value of ρ_1 was $\sim 10^{-10}$ indicating negligible electron scattering contribution. From θ_D and T_C , λ_{MCM} is estimated using the McMillan equation with $\mu^* = 0.15$. The variation of θ_D with T_C for the different series is shown in Fig.3a. With Li and Cu substitution and with carbon substitution in $\text{Mg}_{0.95}\text{Cu}_{0.05}\text{B}_{2-x}\text{C}_x$, θ_D remains almost constant. In $\text{MgB}_{2-x}\text{C}_x$ and $\text{Mg}_{0.80}\text{Li}_{0.20}\text{B}_{2-x}\text{C}_x$ a decrease in θ_D larger than that expected from mass increase due to carbon substitution is observed. Fig. 3a also indicates the absence of any correlation between θ_D and T_C .

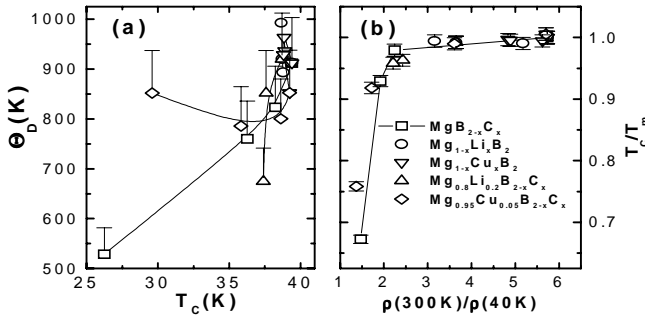


Fig 3 : (a) Plot of T_C versus Θ_D (b) Testardi correlation

The calculated λ_{MCM} values for all samples fall in the range of 0.7 and 1.0 in agreement with reported values, in MgB_2 . In Fig.3b is shown the Testardi plot of $\rho(300\text{K})/\rho(40\text{K})$ versus T_C/T_m , ($T_m=T_C$ in MgB_2) for all samples, suggestive of phonon mediated superconductivity in MgB_2 and related systems.

In Fig.4 the plot of $\rho(40\text{K})$ versus T_C is shown. It can be seen from the figure that T_C versus $\rho(40\text{K})$ is flat for Cu and Li substitutions (cf. inset Fig.4), whereas it shows a strong variation with carbon substitution. The steepest variation is

seen for carbon substitution in which Cu has been substituted at the Mg site. A comparison of this data with recent theoretical calculations⁸, that opines on the robustness of T_C in MgB_2 despite large variations in ρ_0 , suggests that intraband scattering in the σ and π bands is dominant in the Cu and Li substituted samples, whereas substitution of C results in an increase in the interband scattering, which is most pronounced in C doping of the Cu cation substituted samples. This can be understood as follows: C substitution could increase the π character of the B-B bonds due to the extra p_z electron and may thus contribute to the enhanced σ - π hybridization. This hybridisation is possibly re-inforced due to 3d electrons in the Cu substituted samples. A quantitative understanding of the data shown in Fig.4 would be possible with band structure calculations similar to that in Ref.[8].

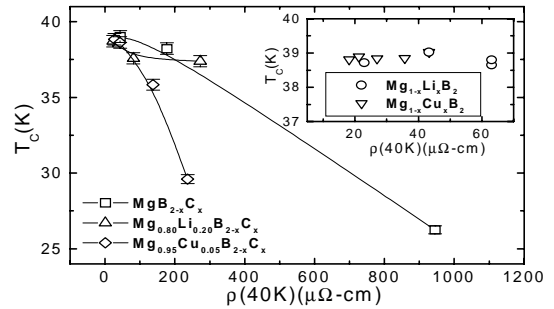


Fig 4 : Plot of $\rho(40\text{K})$ versus T_C

SUMMARY AND CONCLUSION

T_C shows no change with hole doping, while it decreases with electron doping. Testardi correlation and the fit of normal state resistivity to the Bloch-Gruneisen equation suggests phonon mediated transport and superconductivity in the system. Variation of $\rho(40\text{K})$ with T_C throws light on the relative magnitudes of intraband/interband scattering which seems to be altered by chemical substitutions.

5. REFERENCES

1. J Nagamatsu, N Nakagawa, T Muranaka, Y. J Akimitsu , Nature **410** (2001) 63
2. H.J.Choi, D Roundy, H Sun, M L.Cohen, S G.Louie, Nature **418** (2002) 758 and refs therein
3. C.Buzea, T.Yamshita, Supercond. Sci. Technol. **14** (2001) R115 and refs therein
4. A.Bharathi, S.J. Balaselvi, S.Kalavathi, G.L.N.Reddy, V.Sankara Sastry, Y.Hariharan, T.S.Radhakrishnan, Physica C **370** (2002) 211-218 and refs therein
5. M.J.Mehl, D.A.Papaconstantopoulos, D.J.Singh, Phys. Rev. B **64** (2001) 140509R
6. H.Rosner, A.Kitaigorodsky, W.E.Pickett, Phys. Rev. Lett. **88** (2002) 127001
7. J.M.An, W.E.Pickett, Phys. Rev. Lett. **86** (2001) 4366
8. I.I.Mazin, O.K.Andersen, O.Jepsen, O.V.Dolgov, J.Kortus, A.A.Golubov, A.B.Kuz'menko, D.van der Marel, Phys. Rev. Lett. **89** (2002) 107002