

Pattern formation in colloidal mixtures under external driving fields

J. Dzubiella and H. Löwen

Institut für Theoretische Physik II, Heinrich-Heine-Universität Düsseldorf,
Universitätsstraße 1, D-40225 Düsseldorf, Germany

E-mail: joachim@thphy.uni-duesseldorf.de

Abstract. The influence of an external field acting differently on the two constituents of a binary colloidal mixture performing Brownian dynamics is investigated by computer simulations and a simple theory. In our model, one half of the particles (A -particles) are pulled by an external force $\vec{F}^{(A)}$ while the other half of them (B -particles) are pulled by an external force $\vec{F}^{(B)}$. If $\vec{F}^{(A)}$ and $\vec{F}^{(B)}$ are parallel and the field-free state is a mixed fluid, previous simulations (J. Dzubiella et al, Phys. Rev. E **65** 021402 (2002)) have shown a nonequilibrium pattern formation involving lanes of A or B particles only which are sliding against each other in the direction of the external forces. In this paper, we generalize the situation both to non-parallel external forces and to field-free crystalline states. For non-parallel forces, lane formation is also observed but with an orientation *tilted* with respect to the external forces. If the field-free state is crystalline, a continuous increase of the parallel external forces yields a novel *reentrant freezing* behavior: the crystal first melts mechanically via the external force and then recrystallizes into demixed crystalline lanes sliding against each other.

PACS numbers: 05.70.Ln, 61.20.Ja, 82.70.Dd, 64.70.Dv

Submitted to: *J. Phys.: Condens. Matter (Les Houches meeting: "Liquid state theory: from white dwarfs to colloids" in honor to J. P. Hansen)*.

1. Introduction

When brought into nonequilibrium, physical systems may spontaneously exhibit many different kinds of pattern formation (for recent reviews see Refs. [1, 2]) which are much richer than the traditional phase transitions in equilibrium systems. While the latter are by now well-understood by microscopic theories and simulations [3, 4, 5, 6], full microscopic theories operating on a particle-resolved level for nonequilibrium situations still represent a major challenge. In this paper we study a “microscopic” system designed to model binary colloidal suspensions in an external field which is an off-lattice version [7] of a diffusive system in an external driving field. Colloidal dispersions indeed represent excellent model systems which can be brought into nonequilibrium [8, 9] via external fields in a controlled way [10] and can be studied experimentally with a real-space resolution of an interparticle distance [11]. Another complementary realization of a driven diffusive off-lattice systems is pedestrian motion in pedestrian zones [12, 13, 14].

In our model, we consider an equimolar binary mixture of so-called A and B particles. The particles are identical as far as their mutual interaction is concerned which we model via a Yukawa pair potential having charged colloidal dispersions in mind. The A and B particles, however, respond differently to the external field applied: A particles feel an external force $\vec{F}^{(A)}$ while B -particles are driven by a different force $\vec{F}^{(B)}$. Completely overdamped Brownian dynamics (with hydrodynamic interactions neglected) are assumed [15, 16] for the colloidal motion. The case of parallel forces where $\vec{F}^{(A)} = -\vec{F}^{(B)}$ was investigated recently by computer simulation by us and G. Hoffmann [17] via nonequilibrium Brownian dynamics computer simulations in the case where the field-free thermodynamic equilibrium state was a mixed fluid. As a result, above a critical strength of the external force, the system exhibits a transition towards lane formation. The lanes comprise bundles of particles of the same kind (A or B) and are parallel to the driving field. This nonequilibrium phase separation [18] results from a slip-stream effect caused or transported by the interparticle interactions. The critical force can be theoretically estimated by setting the external force to a typical interaction force resulting from a pairwise potential $V(r)$ between the particles. Experimental evidence for such an instability has been accumulated in sedimentation dynamics of bidisperse suspensions [19, 20, 21, 22].

In this paper, we generalize the set-up previously studied in Ref. [17] into the following two directions: First, we study the case where the two external forces $\vec{F}^{(A)}$ and $\vec{F}^{(B)}$ are not parallel. Second, we study - for parallel forces - the case where the equilibrium field-free state is crystalline. For non-parallel forces, lane formation does also occur. The direction of the lanes, however, is tilted with respect to the driving fields. In more details lanes are directed along the difference vector $\vec{F}^{(B)} - \vec{F}^{(A)}$ of the two external forces. For a randomly occupied crystal, on the other hand, a two-stage transition shows up: first, above a threshold, the external fields melts the solid mechanically. Upon increasing the external field strength further, a reentrant freezing transition is discovered. The resulting crystalline structure involves completely demixed

A - and B solids sliding against each other similar to the fluid lane formation.

The paper is organized as follows: In section 2, we define the model used and describe briefly our simulation technique. Results for non-parallel external forces are presented in section 3. The solid-fluid-solid reentrant behavior is discussed in section 4. Conclusion are given in section 5. In particular, we discuss a possible verification of our predictions in experiments.

2. The model

In our model [17], we consider a symmetric binary colloidal mixture comprising $2N$ Brownian colloidal particles in $d = 2$ spatial dimensions. Half of them are particles of type A , the other half is of type B with partial number densities $\rho_A = \rho_B = \rho/2$. The colloidal suspension is held at fixed temperature T via the bath of microscopic solvent particles. Two colloidal particles are interacting via an effective Yukawa pair potential

$$V(r) = V_0 \sigma \exp[-\kappa(r - \sigma)/\sigma] / r, \quad (1)$$

where r is the center-to-center separation, V_0 is an energy scale and σ is the particle diameter as a length scale. This is a valid model for charge-stabilized suspensions confined to two dimensions [23, 24, 25].

The dynamics of the colloids is overdamped Brownian motion. The friction constant $\xi = 3\pi\eta\sigma$ (with η denoting the shear viscosity of the solvent) is assumed to be the same for both A and B particles. The constant external force acting on the i th particle, \vec{F}_i , is different for the both constituents of the binary mixture. It is $\vec{F}_i = \vec{F}_i^{(A)}$ for A particles and $\vec{F}_i = \vec{F}_i^{(B)}$ for B particles.

The stochastic Langevin equations for the colloidal trajectories $\vec{r}_i(t)$ ($i = 1, \dots, 2N$) read as

$$\xi \frac{d\vec{r}_i}{dt} = -\vec{\nabla}_{\vec{r}_i} \sum_{j \neq i} V(|\vec{r}_i - \vec{r}_j|) + \vec{F}_i + \vec{F}_i^{(R)}(t). \quad (2)$$

The right-hand-side includes all forces acting onto the colloidal particles, namely the force resulting from inter-particle interactions, the external constant force, and the random forces $\vec{F}_i^{(R)}$ describing the collisions of the solvent molecules with the i th colloidal particle. The latter are Gaussian random numbers with zero mean, $\overline{\vec{F}_i^{(R)}} = 0$, and variance

$$\overline{(\vec{F}_i^{(R)})_\alpha(t) (\vec{F}_j^{(R)})_\beta(t')} = 2k_B T \xi \delta_{\alpha\beta} \delta_{ij} \delta(t - t'). \quad (3)$$

The subscripts α and β stand for the two Cartesian components and $k_B T$ is the thermal energy. In the absence of an external field, the model reduces to a two-dimensional Brownian Yukawa fluid in equilibrium which has been extensively investigated as far as structural and dynamical equilibrium correlations and freezing transitions are concerned [24, 25, 26].

We solve the Langevin equations of motion by Brownian dynamics simulations [15, 27, 28] using a finite time-step and the technique of Ermak [3, 29]. We observed the

system running into a steady-state after a transient relaxation. We put $N = 250$ A and $N = 250$ B particles into a square cell of length ℓ with periodic boundary conditions. The total colloidal number density is $\rho = 2N/\ell^2$. The typical size of the time-step was $0.003\tau_B$, where $\tau_B = \xi\sigma^2/V_0$ is a suitable Brownian timescale. We simulated typically 2×10^4 time steps which corresponds to a simulation time of $60\tau_B$. After an initial relaxation period of $20\tau_B$, statistics was gathered in the steady state.

3. Non-parallel external forces

3.1. General argument for tilted lane formation

Let us first recapitulate what is known for *parallel* external forces $\vec{F}^{(A)}$ and $\vec{F}^{(B)}$: in Ref. [17], it was shown that lane formation occurs involving either A or B particles which are sliding against each other in the field direction. In the lane involving A particles only, all these particles are drifting with a global velocity $\vec{F}^{(A)}/\xi$ while opposite regions which involve B particles are streaming with the overall velocity $\vec{F}^{(B)}/\xi$. By subtracting the overall velocity using a Galilei transformation one readily sees that within the completely separated lanes, equilibrium Boltzmann statistics is realized. The system just separates into two different equilibrium states which are drifting relative to each other. Physically, the formation of lanes is generated by collisions of A against B particles pushed by the external force which dynamically separates A and B particles until completely demixed lanes are formed. A similar lane formation for sheared granular matter was found via molecular dynamics simulation in [30]. The formation of lanes is a sharp first-order non-equilibrium phase transition occurring if the external field difference $|\vec{F}^{(A)} - \vec{F}^{(B)}|$ exceeds a critical value. A Galilei transformation also proves that only the relative velocity of A and B regions is relevant. Hence, without loss of generality, it is sufficient to study the special case $\vec{F}^{(A)} = -\vec{F}^{(B)}$.

For *non-parallel* external forces, the collisions between A and B particles are not any longer central and the phase separated structure will be different, in general. In order to get insight into the location of an interface between two completely demixed regions involving A and B particles only, we first do a simple continuum argument: consider a (one-dimensional) interface between an A and B region with a direction described by a two-dimensional vector \vec{d} , see Fig. 1. The full interface position can be parameterized by a set of vectors

$$\vec{r}(s) = \vec{R}_0 + s\vec{d}, \quad (4)$$

where s is a real parameter and \vec{R}_0 is a vector describing a point on the interface. After a time Δt , the A particles have moved on average a distance $\vec{F}^{(A)}\Delta t/\xi$, while the B particles have been displaced by a distance $\vec{F}^{(B)}\Delta t/\xi$. Neglecting any collisions, the A particles near the interface will move towards a new interface which is described by the set of vectors

$$\vec{r}^{(A)}(s) = \vec{R}_0 + s\vec{d} + \vec{F}^{(A)}\Delta t/\xi, \quad (5)$$

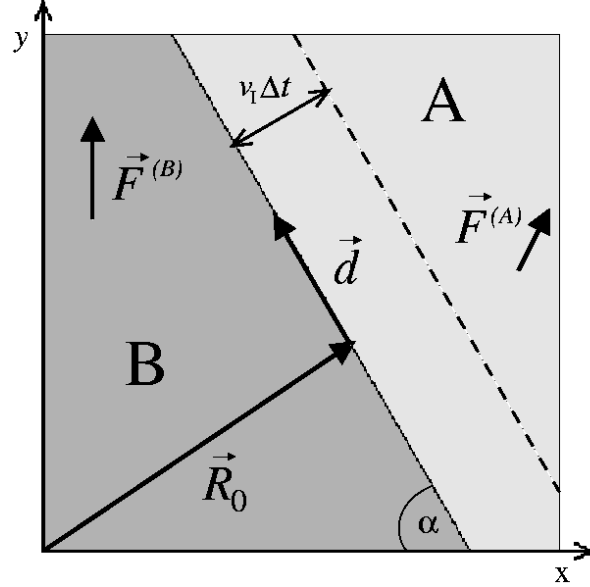


Figure 1: One-dimensional interface separating a region containing A particles (light gray) and B particles only (dark gray). The direction of the interface is \vec{d} . The vector \vec{R}_0 points to the interface. The new interface after a time Δt at distance $v_I \Delta t$ from the original one is shown as a dashed line.

while the B particles near the interface will drift to

$$\vec{r}^{(B)}(s') = \vec{R}_0 + s' \vec{d} + \vec{F}^{(B)} \Delta t / \xi \quad (6)$$

with another real parameter s' . The interface can only be stable if these two interfaces coincide. In case they do not, there is either empty space which will be filled by neighboring particles or A and B particles will collide which will destroy the interface as well. Hence, the stability criterion is that for any s there is an s' such that $\vec{r}^{(A)}(s) = \vec{r}^{(B)}(s')$ which simply yields the condition

$$\vec{d} = \frac{\Delta t}{\xi(s - s')} [\vec{F}^{(B)} - \vec{F}^{(A)}]. \quad (7)$$

This implies that for an interface to be stable, its direction has to be collinear with the force difference

$$\Delta \vec{F} = \vec{F}^{(B)} - \vec{F}^{(A)}. \quad (8)$$

Hence, the angle α describing the interface orientation (see Fig. 1) is

$$\alpha = \arcsin \frac{\Delta \vec{F} \cdot \vec{F}^{(B)}}{|\Delta \vec{F}| |\vec{F}^{(B)}|}. \quad (9)$$

Clearly, contrarily to the case of parallel forces, the interface position will move in space. The interface velocity v_I normal to its position can be calculated as

$$v_I = \frac{|\vec{F}^{(A)} \times \vec{F}^{(B)}|}{\xi |\Delta \vec{F}|}. \quad (10)$$

Obviously, the same argument can be repeated with exchanged roles of A and B showing that stable parallel lanes with the direction $\Delta\vec{F}$ are expected with move with the interface velocity v_I given by Eq. (10). Furthermore, the same argument applied for a small Δt shows that a *curved interface* is unstable such that a stable interface has to be straight.

Let us finally discuss two special cases: first returning to parallel forces, indeed the interface direction is parallel to the field direction, the angle α is $\pi/2$, and the interface velocity vanishes as follows directly from Eq. (10). Second the case of perpendicular forces deserves some particular attention. Here the angle α is

$$\alpha = \arctan \frac{|\vec{F}^{(B)}|}{|\vec{F}^{(A)}|} \quad (11)$$

and the interface velocity can be expressed as

$$v_I = \frac{|\vec{F}^{(A)}||\vec{F}^{(B)}|}{\xi|\Delta\vec{F}|}. \quad (12)$$

Obviously, this general argument is only a necessary condition for a stable AB interface. An alternative is a mixed situation with no interface at all driven by entropy. In analogy to the parallel case we anticipate that a critical strength of $\Delta\vec{F}$ is needed to build stable lanes. This will now be investigated by computer simulation and simple theory in more detail.

3.2. Computer simulation results

In our simulation we assume - without loss of generality - the direction of $\vec{F}^{(B)}$ along the y axis of the simulation box. The model parameters are fixed to $\rho\sigma^2 = 1.0$, $\kappa = 4.0$, and $V_0 = 2.5k_B T$. Simulation snapshots for different external field strengths are shown in Fig. 2(a)-(d).

In Fig. 2(a), no field is applied and a homogeneous completely mixed state is visible. In Fig. 2(b), on the other hand, the external forces are parallel: $\vec{F}^{(A)} = -\vec{F}^{(B)}$. The magnitude $|\vec{F}^{(A)} - \vec{F}^{(B)}|$ is beyond the critical strength [17] such that lane formation parallel to the field shows up. Nonparallel forces with perpendicular directions are investigated in Figs. 2 (c) and (d). One observes formation of tilted lanes which are indeed in the direction of the force difference vector as expected from our general argument. In following the configurations as a function of time we verified the simple formula of the interface velocity v_I as given in Eq. (10).

In a next step, we study perpendicular forces keeping their ratio $q = |\vec{F}^{(A)}|/|\vec{F}^{(B)}|$ fixed but increasing their magnitude. For small forces the system stays demixed. In increasing the strength of both fields, we have calculated suitable order parameters which are sensitive to tilted lane formation. These are immediate generalizations of those used in Ref. [17]. The order parameter exhibits a sharp jump indicating the critical field strength of the force difference vector upon which tilted lane formation is achieved. There is a clear hysteresis loop if the force is reduced again such that the non-equilibrium phase transition towards tilted lane formation is of first order. The critical




Figure 2: Typical simulation snapshots of the two dimensional system: (a) disordered state without field, (b) lane formation with parallel fields $\vec{F}^{(A)} = -\vec{F}^{(B)} = 180k_B T/\sigma$ in y -direction above the critical force. (c) lane formation with perpendicular fields of same magnitude $|\vec{F}^{(A)}| = |\vec{F}^{(B)}| = 180k_B T/\sigma$ above the critical force difference. (d) lane formation with perpendicular fields and $|\vec{F}^{(A)}|/|\vec{F}^{(B)}| = 1/2$ with $|\vec{F}^{(B)}| = 180k_B T/\sigma$ above the critical force difference. In (c) and (d) the A particles are drifting in x -direction, while B particles are drifting in y -direction. The lanes are moving perpendicular to $\Delta\vec{F}$. The particles are depicted as spheres with diameter σ . A light sphere is an A -particle while a gray sphere is a B -particle.

value ΔF_c of the force difference $|\Delta\vec{F}|$ is shown versus the ratio $q = |\vec{F}^{(A)}|/|\vec{F}^{(B)}|$ in Fig. 3. We shall compare these data to a simple theoretical prediction in the next subsection.

A careful remark is in order for small positive q . The periodic boundary conditions used in the simulation corresponds to a toroidal topology shown in Fig. 4. If q is getting small the boundary conditions enforce a multiple winding around the torus such that finite size effects are expected to be significant. Therefore we have not shown simulation data for small q in Fig. 2.

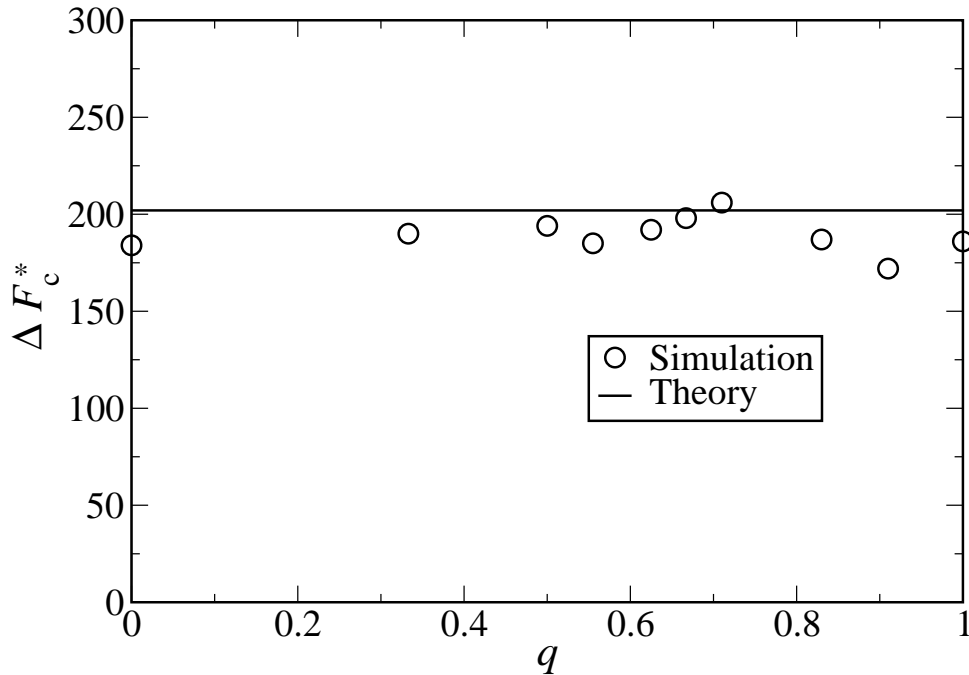


Figure 3: Dimensionless critical force difference $\Delta F_c^* = \Delta F_c \sigma / k_B T$ versus the ratio q between the perpendicular forces $|\vec{F}^{(A)}|$ and $|\vec{F}^{(B)}|$ for the two-dimensional system. Above the critical force the system is in the patterned state characterized by stripe formation. The circles are simulation results, while the solid line is theory. The parameters are $\kappa = 4.0$, $V_0 = 2.5k_B T$, and $\rho\sigma^2 = 1.0$.

3.3. Theory

We are aiming at a rough theoretical estimation of the boundaries of the demixing transition with constant external fields $\vec{F}^{(A)}$ and $\vec{F}^{(B)}$. This was already put forward in Ref. [17] for parallel forces and is generalized here to the general case of non-parallel forces. Consider first a central collision between an A and B particle pair, see Fig. 5. Transforming the trajectories onto one with a fixed common center of mass of the two particles, one realizes that the collision is effectively driven by half of the force difference, $\frac{1}{2}(\vec{F}^{(A)} - \vec{F}^{(B)}) = -\frac{1}{2}\Delta\vec{F}$ for A particles and $\frac{1}{2}(\vec{F}^{(B)} - \vec{F}^{(A)}) = \frac{1}{2}\Delta\vec{F}$ for B particles. A transition towards patterned lanes is expected if $|\Delta\vec{F}|/2$ is larger than a typical *average force* between A and B particles, and lane formation is induced. The latter force depends both on density and on the external fields themselves. We estimate a typical average force between two opposite particles by considering different “effective” interparticle spacings. The first typical interparticle spacing is set by the density alone, $a = \rho^{-1/2}$. Including fluctuations in the interparticle distance induced by a finite




Figure 4: Visualization of the two-dimensional system by mapping a two-dimensional simulation snapshot onto the surface of a torus. A particles are drifting along the torus, while B particles are drifting around it. The lanes are moving perpendicular to their direction.

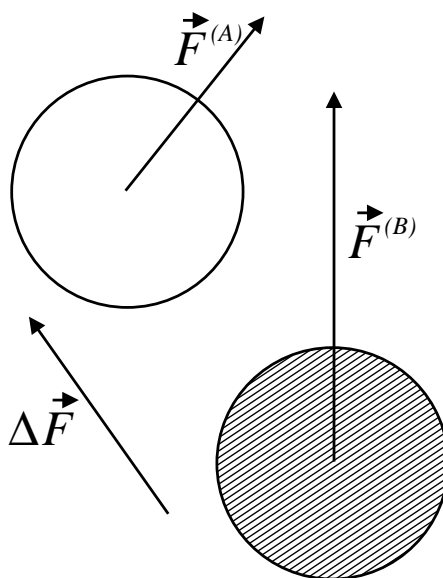


Figure 5: Sketch of two colloids of opposite type colliding due to the external fields $\vec{F}^{(A)}$ and $\vec{F}^{(B)}$. The A particle is white, while the B particle is gray. The particles collide effectively in direction of the difference force $\Delta\vec{F} = \vec{F}^{(B)} - \vec{F}^{(A)}$ as seen from a fixed center-of-mass.

temperature results in a further smaller effective average distance \tilde{a} as obtained by setting a typical interparticle energy equal to $V(a) + k_B T$. Hence $\tilde{a} = V^{-1}[V(a) + k_B T]$ where V^{-1} is the inverse function of the interaction potential $V(r)$. Finally the presence of the external fields enforces an even smaller averaged distance a' between two colliding opposite particles.

We estimate this minimum distance a' by adding the net force per colliding particle $\Delta F/2$ to the force at distance \tilde{a} via

$$a' = F^{-1}[\Delta F/2 + F(\tilde{a})], \quad (13)$$

where F^{-1} is the inverse function of $F(r) = -\frac{d}{dr}V(r)$. In general, an AB particle pair will not collide directly along $\Delta\vec{F}/2$ such that the actual average distance is between a' and \tilde{a} . Hence the averaged force \bar{f} between an A and a B particle is roughly

$$\bar{f} = \frac{1}{\tilde{a} - a'}[V(a') - V(\tilde{a})]. \quad (14)$$

The critical force difference ΔF_c is reached when it becomes of the order of the mean force \bar{f} ,

$$\Delta F_c = 2\lambda\bar{f}. \quad (15)$$

$\lambda = 2$ is a dimensionless prefactor which is determined by an optimal fit to all simulation results for parallel forces [17].

The basic prediction of this simple theory is that the only essential parameter governing tilted lane formation is the magnitude $|\Delta\vec{F}|$. This prediction can be tested by simulation. In fact, in Fig. 3, the critical value of $|\Delta\vec{F}|$ is shown for different ratios $q = |\vec{F}^{(A)}|/|\vec{F}^{(B)}|$. Were the theory correct, all the simulation data should fall on a horizontal line independent of q . As can be deduced from Fig. 3, this is indeed confirmed. Furthermore, the actual magnitude predicted from the theory is in line with the simulation data. Note that - as far as the non-parallel case is concerned - there is no fit parameter involved. The global fit parameter λ is solely adjusted to the case of parallel forces.

3.4. Three-dimensional model

The model and all methods and arguments can readily be generalized to three spatial dimensions. Similar conclusions hold for the formation of tilted lanes. We have also performed computer simulations in a cubic box in three dimensions and observed tilted lane formation. Results are presented in Fig. 6: tilted lane formation is clearly visible in the plane spanned by the two forces $\vec{F}^{(A)}$ and $\vec{F}^{(B)}$, see Fig. 6 (a). Perpendicular to the direction $\Delta\vec{F}$ of the lanes, the system shows a structure reminiscent of two-dimensional spinodal decomposition, see Fig. 6 (b). The parameters are for these snapshots $\kappa = 4.0$, $V_0 = 2.5k_B T$ and $\rho\sigma^3 = 1$. In conclusion, this shows that pattern formation is a general effect which is independent of the dimensionality of the model.




Figure 6: Typical snapshots of the three-dimensional system with perpendicular external fields above the critical force difference. The magnitude of the forces is $|\vec{F}^{(A)}| = |\vec{F}^{(B)}| = 150k_B T/\sigma$. (a) Three-dimensional view, (b) look on the plane perpendicular to the $\Delta\vec{F}$ vector. cd

4. Reentrant freezing for a driven Brownian crystal

In this section we focus on a Brownian *crystal* which is driven by an external field. To this end, the external fields acting onto A and B particles are parallel ($\vec{F}^{(A)} = -\vec{F}^{(B)} = f\vec{e}_y$) but in contrast to Ref. [17] the field-free equilibrium initial state is a triangular crystal. The case of a fluid field-free configuration is easier as rotational symmetry with respect to the direction of the external field applied is ensured. This is no longer true for a crystal where one has to specify the field direction with respect to the crystalline orientation resulting in an anisotropy which reflects the crystalline symmetry. Clearly, in the absence of any external field, A and B particles are indistinguishable; hence the equilibrium state is randomly occupied triangular crystal. In the other limit of very strong fields, one expects again phase separation into completely demixed A and B regions. Once they are demixed, they follow Boltzmann statistics. Consequently the equilibrium state is a pure A (or B) crystal of the same lattice than the original (field free) one. What is less clear intuitively is how the system transforms from the first randomly occupied crystal into the demixed crystal if the field is turned continuously on. At least two scenarios are conceivable: either the system retains the underlying solid lattice but particle exchange hopping processes generated by the external field demix the crystalline state or the crystal first melts mechanically via the external field and then crystallizes again. In our simulations we almost exclusively observed the latter scenario.

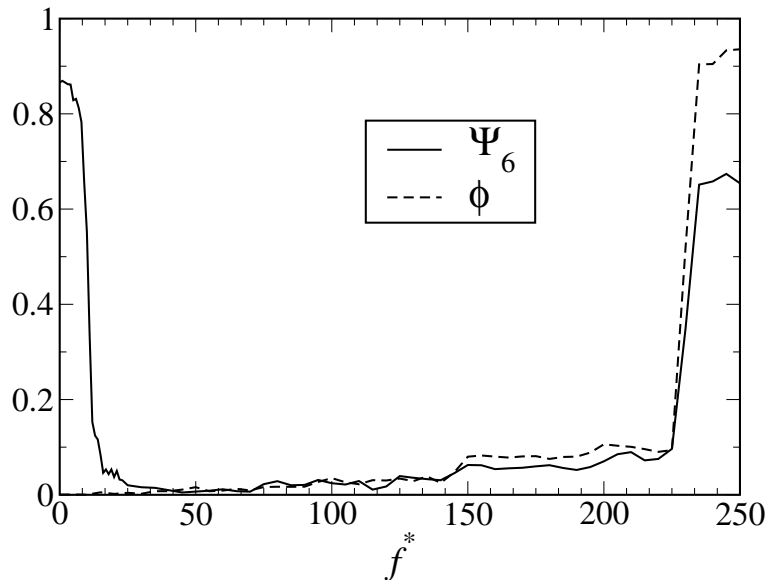


Figure 7: Crystallinity order parameter Ψ_6 (solid line) and lane order parameter ϕ (dashed line) plotted versus reduced external force f^* as calculated by a Brownian dynamics simulation.

In order to detect a triangular crystalline order we define a suitable crystallinity order parameter Ψ_6 that probes sixfold symmetry around a given particle via [31, 32]

$$\Psi_6 = \left| \left\langle \frac{1}{12N} \sum_{j=1}^{2N} \sum_{\langle k \rangle} e^{6i\phi_{jk}} \right\rangle \right|. \quad (16)$$

Here the k -sum includes the six nearest neighbors of the given particle and the j -sum extends over $2N$ particles in the simulation box. The large angular brackets indicate a time average. ϕ_{jk} is the polar angle of the interparticle distance vector with respect to a fixed reference frame. For ideal sixfold symmetry, i.e., for a perfect triangular crystal, $\Psi_6 = 1$. Thermal fluctuations cause deviations from this ideal case but a value of $\Psi_6 > 0.8$ [31, 32] is conveniently taken to be conclusive evidence for a triangular crystal.

In Fig. 7 we plot Ψ_6 versus the difference external force $f^* = |\vec{F}^{(B)}|\sigma/k_B T$ for fixed parameters $\kappa = 4.0$, $V_0 = 15.0k_B T$, and $\rho\sigma^2 = 1$. The direction of the force is (11)-direction of the triangular crystal. Note that in contrast to the parameters used in section 3, the interactions energy is much larger to ensure that the equilibrium field-free state is crystalline. Indeed the crystallinity order parameter in the field-free case is around $\Psi_6 = 0.87$. Upon increasing the external field strength to $f^* \approx 10$, the crystallinity order parameter sharply drops down and stays to values close to zero indicating a melting of the crystal induced by the external field. This melting process is mainly caused by a mechanical stress induced by the external field with respect to




Figure 8: Snapshots of the two-dimensional system for different external forces, starting with a solid in the free-field state. The forces acting on the two different particle types are pointing into opposite directions. The forces are (a) $f^* = 0$, (b) $f^* = 50$, (c) $f^* = 150$, (d) $f^* = 250$. In (a) and (d), the system shows a solid structure, while in (b) and (c) the system is a homogeneously fluid. Here the total number of particles is $2N = 250$.

AB particle pairs. As the field is getting larger ($f^* \gtrsim 200$), the order parameter Ψ_6 increases again to values close to 0.7. This is accompanied with lane formation as indicated by a drastic increase of another order parameter ϕ defined in Ref. [17] which is sensitive to lane formation. The whole scenario is illustrated also by simulation snapshots shown in Fig. 8. While Fig. 8 (a) corresponds to a field-free randomly mixed crystal, Fig. 8 (b) and (c) are in the molten state while Fig. 8 (d) represents a refrozen demixed crystal sliding against each other. In Fig. 8 (b) and (c) worm like structures along the fields occur as a precursor to lanes formed by solids. Consequently we have shown evidence for a *reentrant freezing* behavior generated by external fields in non-equilibrium. A qualitative similar situation occurs for colloidal solids in linear shear flow [33, 34, 35]. A continuous increase of the shear rate can lead to shear-melting and subsequent recrystallization into a different solid structure [36, 37, 38]. A similar effect is shear thinning and subsequent shear thickening as observed in colloidal fluids for increasing shear rates [39].

5. Conclusions

To summarize: we have generalized earlier studies of non-equilibrium pattern formation in continuum driven diffusive mixtures to non-parallel external fields and crystalline states. As main results we found tilted lanes along the force difference vector which are wandering with a constant interface velocity provided the external force difference is large enough. Furthermore, a solid melts and refreezes if the magnitude of an external field is increased.

Let us remark on possibilities of non-equilibrium lane formation in more complicated systems: first, our system studied was completely symmetric involving the same partial densities and the same particle-particle interactions. For experimental realizations [19, 20, 22, 21] this will not be fulfilled in general. However, the basic physics of lane formation will not change. Secondly, if ternary and further multicomponent mixture beyond binary ones are considered, we expect cascades of lane formation transitions involving the different particles species as the external field is increased.

We finally comment on possible experimental realizations of our model: There are different fields where the pattern formation we predicted within our model can be verified, namely in colloidal dynamics and in pedestrian motion. *Binary colloidal mixtures* indeed can be driven by constant external forces. Important examples for parallel forces are sedimentation where the external force is gravity [19, 20] or electrokinetic motion of charged colloids [40] where the external force is an electric field. Both the fluid and crystalline field-free state can be studied. A recent realization with mixed crystals can be found in [41]. One possible drawback is the hydrodynamic backflow [42] caused by strong hydrodynamic interactions [43, 44, 45] which were neglected in our model. An overall backflow can be avoided by a time dependent oscillatory field (e.g. AC electric field) which leads qualitatively to the same lane formation if its frequency is small enough [17]. We further think that the long-ranged hydrodynamic flow around a driven colloidal particle will favor lane formation, i.e. the critical field strength needed to generate lane formation is expected to be lower than with hydrodynamic interactions neglected. Colloids can also be exposed to external laser-optical and magnetic field [10] which generate external forces in a controlled way coupling to the dielectricity (resp. the magnetic permeability) of the colloidal material. Nonparallel external forces in colloidal mixtures can be realized by crossing two external fields e.g. gravity with electric, laser-optical with electric, laser-optical with magnetic etc. The two species of a colloidal mixture will in general respond differently to the two external fields such that the resulting total external force will be different in direction.

A different realization is *dynamics of pedestrians* in pedestrian zones and in lecture halls. Similar off-lattice models involving Brownian particles have been used to simulate the collective behavior of pedestrians [12, 13] including escape panic [46]. Our setup of perpendicular external fields is realized by two crossing pedestrian lanes in which pedestrians are only moving in one direction. Based on our results, we would expect tilted lane formation provided the density of the pedestrians is high enough. Finally it

would be interesting to extend phenomenological hydrodynamical theories which predict lane formation for parallel forces via an instability [47, 20, 48, 49, 50, 51, 52] to the case of tilted forces. Work along these lines is in progress.

Acknowledgments

It is with great pleasure that we dedicate this paper to J. P. Hansen on the occasion of his 60th birthday. We thank T. Palberg, J. Chakrabarti, J. Sherwood, V. Popkov and E. Allahyarov for helpful remarks. Financial support from the DFG (Sonderforschungsbereich 237) is gratefully acknowledged.

References

- [1] M. C. Cross and P. C. Hohenberg, *Rev. Mod. Phys.* **65**, 851 (1993).
- [2] W. van Saarloos, *Phys. Rep.* **301**, 9 (1998).
- [3] M. P. Allen and D. J. Tildesley, *Computer Simulations of Liquids* (Clarendon Press, Oxford, 1989).
- [4] M. Baus, L. Rull, and J. Ryckaert, eds., *Observations, Prediction and Simulation of Phase Transitions in Complex Fluids*, vol. Series B: Physics (Kluwer Academic Publishers, Dordrecht, 1995).
- [5] H. Löwen, *Phys. Rep.* **237**, 249 (1994).
- [6] J. P. Hansen and I. R. McDonald, *Theory of Simple Liquids* (Academic Press, London, 1986), 2 ed.
- [7] B. Schmittmann and R. K. P. Zia, in *Phase Transitions and Critical Phenomena*, vol. 17 (Academic Press, London, 1995), ed. by C. Domb and J. Lebowitz.
- [8] S. Ramaswamy, *Current Science* **77**, 402 (1999).
- [9] V. Trappe, V. Prasad, L. Cipelletti, P. N. Segre, and D. A. Weitz, *Nature* **411**, 772 (2001).
- [10] H. Löwen, *J. Phys.: Condens. Matter* **13**, R 415 (2001).
- [11] C. A. Murray and D. G. Grier, *Annu. Rev. Phys. Chem.* **47**, 421 (1996).
- [12] D. Helbing, I. J. Farkas, and T. Vicsek, *Phys. Rev. Lett.* **84**, 1240 (2000).
- [13] D. Helbing, P. Molnár, I. J. Farkas, and K. Bolay, *Environment and Planning B: Planning and Design* **28**, 361 (2001).
- [14] C. Burstedde, K. Klauack, A. Schadschneider, and J. Zittartz, *Physica A* **295**, 507 (2001).
- [15] G. P. Hoffmann and H. Löwen, *Phys. Rev. E* **60**, 3009 (1999).
- [16] G. P. Hoffmann and H. Löwen, *J. Phys.: Condens. Matter* **13**, 9197 (2001).
- [17] J. Dzubiella, G. P. Hoffmann, and H. Löwen, *Phys. Rev. E* **65** (2002), in press.
- [18] D. H. Rothman and S. Zaleski, *Reviews of Modern Physics* **66**, 1417 (1994).
- [19] R. H. Weiland, Y. P. Fessas, and B. V. Ramaro, *J. Fluid. Mech.* **142**, 383 (1984).
- [20] G. K. Batchelor and R. W. J. van Rensburg, *J. Fluid. Mech.* **166**, 379 (1986).
- [21] H. A. Nasr-El-Din, J. H. Masliyah, and K. Nandakumar, *Canadian Journal of Chemical Engineering* **11**, 1003 (1999).
- [22] Y. Yan and J. H. Masliyah, *International Journal of Multiphase Flow* **19**, 875 (1993).
- [23] E. Chang and D. W. Hone, *Europhys. Lett.* **5**, 635 (1988).
- [24] H. Löwen, *J. Phys.: Condens. Matter* **4**, 10105 (1992).
- [25] B. Löhle and R. Klein, *Physica A* **235**, 224 (1997).
- [26] K. J. Naidoo and J. Schnitker, *J. Chem. Phys.* **100**, 3114 (1994).
- [27] G. P. Hoffmann and H. Löwen, *J. Phys.: Condens. Matter* **12**, 7359 (2000).
- [28] H. Löwen, J. P. Hansen, and J. N. Roux, *Phys. Rev. A* **44**, 1169 (1991).
- [29] D. L. Ermak, *J. Chem. Phys.* **62**, 4189 (1975).
- [30] S. B. Santra, S. Schwarzer, and H. Herrmann, *Phys. Rev. E* **54**, 5066 (1996).

- [31] M. Heni and H. Löwen, Phys. Rev. Lett. **85**, 3668 (2000).
- [32] M. Heni and H. Löwen, J. Phys.: Condens. Matter **13**, 4675 (2001).
- [33] A. Imhof, A. van Blaaderen, and J. K. G. Dhont, Langmuir **10**, 3477 (1994).
- [34] T. Palberg and M. Würth, J. Phys. I (France) **6**, 237 (1996).
- [35] A. Onuki, J. Phys.: Condens. Matter **9**, 6119 (1997).
- [36] M. J. Stevens and M. O. Robbins, J. Chem. Phys. **98**, 2319 (1993).
- [37] R. Lahiri and S. Ramaswamy, Phys. Rev. Lett. **73**, 1043 (1994).
- [38] R. Lahiri and S. Ramaswamy, Physica A **224**, 84 (1996).
- [39] M. C. Newstein, H. Wang, N. P. Balsara, A. A. Lefebvre, Y. Shnidman, H. Watanabe, K. Osaki, T. Shikita, H. Niwa, and Y. Morishima, J. Chem. Phys. **111**, 4827 (1999).
- [40] F. Mantegazza, V. Degiorgio, A. V. Delgado, and F. J. Arroyo, J. Chem. Phys. **109**, 6905 (1998).
- [41] P. Wette, H. J. Schope, R. Biehl, and T. Palberg, J. Chem. Phys. **114**, 7556 (2001).
- [42] P. N. Segre, F. Liu, P. Umbanhowar, and D. A. Weitz, Nature **409**, 594 (2001).
- [43] G. Nägele, Phys. Rep. **272**, 215 (1996).
- [44] J. K. G. Dhont, *An Introduction to Dynamics of Colloids* (Elsevier, Amsterdam, 1996).
- [45] A. J. C. Ladd, Physics of Fluids A **5**, 299 (1993).
- [46] D. Helbing, I. J. Farkas, and T. Vicsek, Nature **407**, 487 (2000).
- [47] G. J. Kynch, Trans. Faraday Soc. **48**, 166 (1952).
- [48] P. Valiveti and D. L. Koch, Applied Scientific Research **58**, 275 (1998).
- [49] P. Valiveti and D. L. Koch, Physics of Fluids **11**, 3283 (1999).
- [50] R. Burger, F. Concha, K. K. Fjelde, and K. H. Karlsen, Powder Technology **113**, 30 (2000).
- [51] P. M. Biesheuvel, H. Verweij, and V. Breedveld, Aiche Journal **47**, 45 (2001).
- [52] J. Chakrabarti, J. Dzubiella, and H. Löwen (2002), to be published.