



Institute for Theoretical Physics

Preprint

Phase Transition in Multiprocessor Scheduling

Heiko Bauke,^{1,*} Stephan Mertens,^{1,2,†} and Andreas Engel^{1,‡}

¹*Inst. f. Theor. Physik, Univ. Magdeburg, Universitätsplatz 2, 39106 Magdeburg, Germany*

²*The Abdus Salam International Centre of Theoretical Physics,
St. Costiera 11, 34100 Trieste, Italy*

Phase Transition in Multiprocessor Scheduling

Heiko Bauke,^{1,*} Stephan Mertens,^{1,2,†} and Andreas Engel^{1,‡}

¹*Inst. f. Theor. Physik, Univ. Magdeburg, Universitätsplatz 2, 39106 Magdeburg, Germany*

²*The Abdus Salam International Centre of Theoretical Physics, Str. Costiera 11, 34100 Trieste, Italy*

(Dated: November 13, 2018)

The problem of distributing the workload on a parallel computer to minimize the overall runtime is known as MULTIPROCESSOR SCHEDULING PROBLEM. It is NP-hard, but like many other NP-hard problems, the average hardness of random instances displays an “easy-hard” phase transition. The transition in MULTIPROCESSOR SCHEDULING can be analyzed using elementary notions from crystallography (Bravais lattices) and statistical mechanics (Potts vectors). The analysis reveals the control parameter of the transition and its critical value including finite size corrections. The transition is identified in the performance of practical scheduling algorithms.

One of the major problems in parallel computing is load balancing, the even distribution of the workload on the processors of a parallel computer. The goal is to find a *schedule*, i.e. an assignment of N tasks to q processors so as to minimize the largest task finishing time (makespan). This is a very hard problem, since individual tasks may depend on each other and the time a task runs on a given processor may not be known in advance.

The most simple variant of a scheduling problem is known as MULTIPROCESSOR SCHEDULING PROBLEM, MSP [1]. Here the N tasks are independent, all q processors are equal and the running time $a_i \in \mathbb{N}$ of each task is known in advance. A schedule is a map $s : \{1, \dots, N\} \mapsto \{1, \dots, q\}$ with $s_i = \alpha$ denoting that task i is assigned to processor α . The problem then is to minimize the makespan

$$T(s_1, s_2, \dots, s_N) = \max_{\alpha} \left\{ A_{\alpha} = \sum_{i=1}^N a_i \delta(s_i - \alpha) \right\}. \quad (1)$$

A_{α} is the total workload of processor α and δ is the usual Kronecker symbol. MSP belongs to the class of NP-hard optimization problems [2, 3], which basically means that no one has ever found a scheduling algorithm that is significantly faster than exhaustive search through all $\mathcal{O}(q^N)$ schedules, and probably no one ever will. With computational costs that increase exponentially with the problem size N , MSP must be considered intractable.

NP-hardness refers to worst case scenarios. On the other hand, *randomly generated instances* of NP-hard problems often are surprisingly easy to solve, and MSP is no exception. Numerical experiments [4] with a_i being random B -bit integers reveal two distinct regimes: For small values of $\kappa = B/N$ typical instances can be solved without exponential search, for large values of κ , exponential search is mandatory. The transition from the “easy” to the “hard” transition gets sharper as N increases, and in the limit $N \rightarrow \infty$ it happens at a threshold

value $\kappa_c(q)$. Similar phase transitions have been observed in many other combinatorial optimization problems [5]. A transition in the typical algorithmic complexity normally corresponds to a structural change in the typical instances of the random ensemble. The latter in turn can be analyzed using the methods and notions from statistical mechanics [6]. An outstanding example for the fruitfulness of this interdisciplinary approach is the analysis of random K -SATISFIABILITY with the replica [7] and the cavity method [8].

The structural change in MSP that lies underneath the algorithmic transition is the appearance of *perfect* schedules. Let $r = \sum_j a_j \bmod q$. A schedule with

$$A_{\alpha} - \left\lfloor \frac{1}{q} \sum_{i=1}^N a_i \right\rfloor = \begin{cases} 1 & \text{if } 1 \leq \alpha \leq r \\ 0 & \text{if } r < \alpha \leq q \end{cases} \quad (2)$$

(and its $\binom{q}{r}$ equivalent rearrangements) is called perfect since it obviously minimizes the makespan T (Eq. 1). Whenever an algorithm runs into a perfect schedule it can stop the search possibly before having explored an exponential part of the search space. Numerical simulations in fact indicate that the probability that a random instance has a perfect schedule decreases from 1 for $\kappa = 0$ to 0 as $\kappa \gg 1$, and for large N the probability jumps abruptly from 1 to 0 as κ crosses a critical value $\kappa_c(q)$. In this letter we will calculate $\kappa_c(q)$.

The MSP for $q = 2$ is known as NUMBER PARTITIONING PROBLEM, NPP [9]. The transition point of the NPP, $\kappa_c(2)$, has been calculated within the canonical formalism of statistical mechanics [10] and the results have been confirmed recently by rigorous proofs [11]. In principle one could extend the method of [10] to general q , but here we will follow a microcanonical approach.

A first estimate for the critical κ can be obtained following a nice heuristic argument [4]: Given the values of the a_i are κN -bit integers, the workloads defined by Eq. 2 are (neglecting for the moment carry bits) also κN -bit integers. The probability that a randomly chosen schedule (s_1, s_2, \dots, s_N) realizes a particular value of A_1 is therefore $2^{-\kappa N}$. Neglecting correlations the chance to realize all the workloads defined in Eq. 2 is hence $2^{-(q-1)\kappa N}$ (A_q is fixed implicitly). Since there are q^N

*E-mail: heiko.bauke@student.uni-magdeburg.de

†E-mail: stephan.mertens@physik.uni-magdeburg.de

‡E-mail: andreas.engel@physik.uni-magdeburg.de

different schedules the number of perfect ones is roughly given by $q^N 2^{-(q-1)\kappa N}$. The occurrence of a phase transition in MSP is now easily understood. If κ is small we expect an exponential number of perfect solutions, but for κ larger than a critical value

$$\kappa_c = \frac{\log_2 q}{q-1} \quad (3)$$

the number of perfect solutions is exponentially small.

The first step of our approach is a convenient encoding of the schedules and the cost function. The workloads on the processors are not independent: what is removed from one processor must be done by another. We can incorporate this constraint automatically by encoding the schedule as Potts vectors [12]. Potts vectors $\vec{e}^{(\alpha)}$ are $(q-1)$ -dimensional unit vectors pointing at the q corners of a $(q-1)$ -dimensional hypertetrahedron (see Fig. 1 for the case $q=3$). This implies that the angle between two Potts vectors is the same for all pairs of different vectors,

$$\vec{e}^{(\alpha)} \cdot \vec{e}^{(\beta)} = \frac{q\delta(\alpha - \beta) - 1}{q-1}. \quad (4)$$

A schedule is encoded by N Potts vectors \vec{s}_j , where $\vec{s}_j = \vec{e}^{(\alpha)}$ means that task j is assigned to processor α , i.e.

$$\vec{s}_j = \sum_{\beta} \delta(s(j) - \beta) \vec{e}^{(\beta)}. \quad (5)$$

The *target vector*

$$\vec{E}(\{\vec{s}\}) = \sum_{j=1}^N a_j \vec{s}_j \quad (6)$$

encodes the workload of all processors,

$$A_{\alpha} - \frac{1}{q} \sum_j a_j = \frac{q-1}{q} \vec{E} \cdot \vec{e}^{(\alpha)}, \quad (7)$$

and minimizing T (Eq. 1) is equivalent to minimizing \vec{E} with respect to the supremum norm [13].

For integer values a_i the minimal change of a schedule is to remove 1 from one processor and add it to one of the

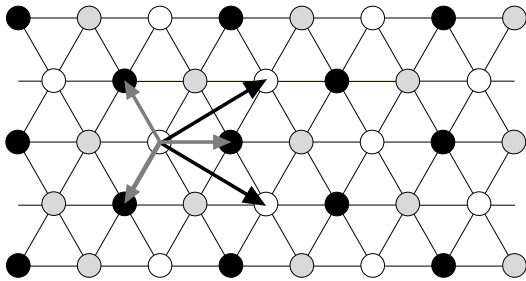


FIG. 1: Lattice of target vectors for $q=3$ with the three Potts vectors (gray) and the two primitive vectors \vec{b}_{α} (black). The white (gray, black) lattice points correspond to $\sum a_j \bmod 3 = 0(1, 2)$.

other $q-1$ processors. Hence possible values of $\vec{E}(\{\vec{s}\})$ are points on a $(q-1)$ -dimensional Bravais-lattice with primitive vectors

$$\vec{b}_{\alpha} = \vec{e}^{(\alpha)} - \vec{e}^{(q)} \quad \alpha = 1, \dots, q-1. \quad (8)$$

These primitive vectors span a sublattice of the lattice generated by $q-1$ Potts vectors. The sublattice contains every q th point of the Potts lattice and correspondingly there are q classes of such lattice points depending on $\sum a_j \bmod q$ (Fig. 1). The volume $V(q)$ of the primitive cell in our sublattice can be calculated from the Gram determinant,

$$V^2(q) = \det(\vec{b}_{\alpha} \cdot \vec{b}_{\beta}) = \frac{q^q}{(q-1)^{q-1}}. \quad (9)$$

The average number Ω of schedules with target \vec{E} is

$$\Omega(\vec{E}) = \text{Tr}_{\{\vec{s}\}} \left\langle \delta \left(\vec{E} - \sum_{j=1}^N a_j \vec{s}_j \right) \right\rangle \quad (10)$$

where $\langle \cdot \rangle$ denotes averaging over the i.i.d. random numbers a_i . For fixed schedule $\{\vec{s}_j\}$ and large N , the sum $\sum_{j=1}^N a_j \vec{s}_j$ is Gaussian with mean

$$\langle \vec{E} \rangle = \langle a \rangle \sum_j \vec{s}_j =: \langle a \rangle \vec{M} \quad (11)$$

and variance of the components $\vec{E} = (E_1, \dots, E_{q-1})$

$$\langle E_i E_k \rangle - \langle E_i \rangle \langle E_k \rangle = \sigma_a^2 \sum_j (\vec{s}_j)_i (\vec{s}_j)_k =: \sigma_a^2 g_{i,k} \quad (12)$$

with $\sigma_a^2 = \langle a^2 \rangle - \langle a \rangle^2$. “Magnetization” \vec{M} and variance matrix $\mathbf{g} = (g_{i,k})$ depend on the schedule only through the numbers $N_{\alpha} = \sum_j \delta(s_j - \alpha)$ of tasks assigned to processor α :

$$\vec{M} = \sum_{\alpha=1}^q N_{\alpha} \vec{e}^{(\alpha)} \quad g_{i,k} = \sum_{\alpha=1}^q N_{\alpha} e_i^{(\alpha)} e_k^{(\alpha)}. \quad (13)$$

The trace over $\{\vec{s}\}$ is basically an average over all trajectories of a random walk in $q-1$ dimensions. For large N this average is dominated by trajectories with $\vec{M} = 0$, i.e. $N_{\alpha} = N/q$. For these trajectories, the matrix \mathbf{g} is diagonal,

$$g_{i,k} = \frac{\delta(i-k)}{q-1}, \quad (14)$$

and we have basically an independent random walk in each of the $q-1$ directions of our lattice. The probability to occupy after N steps a position E_{α} away from the origin in direction α is therefore given by

$$p(E_{\alpha}) = \frac{\sqrt{q-1}}{\sqrt{2\pi N \langle a^2 \rangle}} \exp \left(-\frac{(q-1)E_{\alpha}^2}{2N \langle a^2 \rangle} \right). \quad (15)$$

The probability of finding the $q - 1$ walkers at \vec{E} reads

$$p(\vec{E}) = \left(\frac{(q-1)}{2\pi N \langle a^2 \rangle} \right)^{(q-1)/2} \exp \left(-\frac{(q-1)|\vec{E}|^2}{2N \langle a^2 \rangle} \right). \quad (16)$$

To get the number of schedules with given target vector \vec{E} we have to multiply the density $p(\vec{E})$ by q^N and the volume $V(q)$ of the primitive cell of our Bravais lattice,

$$\Omega(\vec{E}) = \frac{q^N q^{q/2}}{(2\pi N \langle a^2 \rangle)^{(q-1)/2}} \exp \left(-\frac{q-1}{2N \langle a^2 \rangle} |\vec{E}|^2 \right). \quad (17)$$

For target vectors $|\vec{E}| = \mathcal{O}(1)$ the distribution looks essentially flat as $N \rightarrow \infty$, i.e. there are as many perfect schedules as there are suboptimal schedules.

The density of *scalar* quantities like $|\vec{E}|^2$ gets a factor $|\vec{E}|^{q-2}$ from the volume element in $(q-1)$ -dimensional spherical coordinates. For $q > 2$ this leads to a maximum of the microcanonical entropy at some value $|\vec{E}| > 0$, and this maximum gets sharper with increasing q , a scenario that has been observed in Monte Carlo simulations [14]. However, this implies no fundamental difference between $q = 2$ and $q > 2$ as claimed in [14] but is of purely geometrical origin.

For the location of the phase transition we can concentrate on perfect schedules, i.e. we set $|\vec{E}| = \mathcal{O}(1)$ and we assume that the a_i 's are uniformly distributed κN -bit integers. From

$$\langle a^2 \rangle = \frac{1}{3} 2^{2\kappa N} (1 - \mathcal{O}(2^{-\kappa N})) \quad (18)$$

we get

$$\log_2 \Omega(0) = N(q-1) \cdot (\kappa_c - \kappa) \quad (19)$$

with

$$\kappa_c = \frac{\log_2 q}{q-1} - \frac{1}{2N} \log_2 \left(\frac{2\pi N}{3q^{q/(q-1)}} \right). \quad (20)$$

The first term corresponds to the result of the heuristic argument from above (Eq. 3). The second term represents finite size corrections. For $q = 2$ Eqs. 19 and 20 reduce to the known results for number partitioning [10, 11].

According to Eq. 19 the microcanonical entropy $\log \Omega(\vec{E})$ is a linear function of κ for large N . In fact this linearity already holds for rather small values of N , as can be seen from numerical enumerations (Fig. 2). Linear regression on the data for $\log \Omega(\vec{E})$ gives numerical values for $\kappa_c(N)$. These values in turn agree well with the predictions of Eq. 20 for larger values of N (Fig. 3).

Up to this point we have discussed *static* properties of random MSP. How do they affect the *dynamical* behavior of search algorithms? An obvious algorithm is to sort the tasks a_i in decreasing order and to assign the first (and largest) task to processor 1. The next tasks

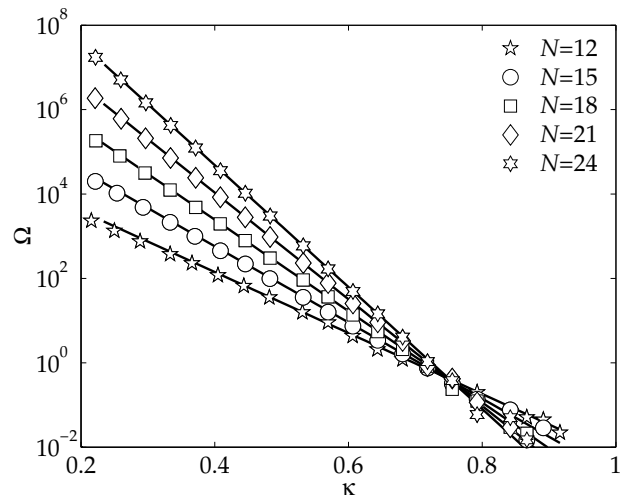


FIG. 2: Numerical measurements of Ω for $q = 3$. Symbols are averages over 10^3 random instances with $\sum_j a_j \bmod q = 0$, lines are given by Eq. 19. The errorbars of the enumeration data are smaller than the symbols.

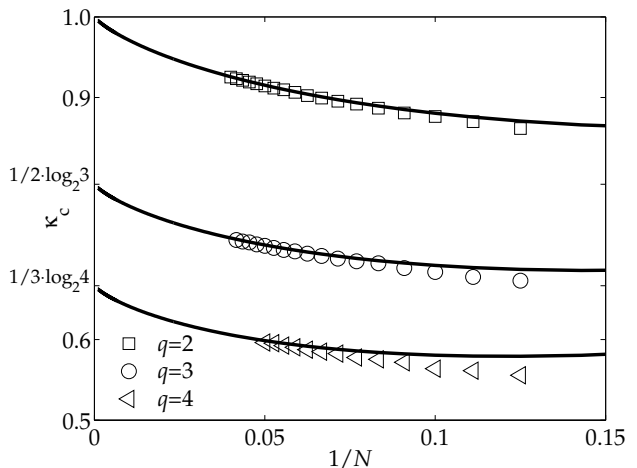


FIG. 3: κ_c from linear regression of the numerical data for Ω (symbols) compared to Eq. 20 (curves)

are each assigned to the processor with the smallest total workload so far. Proceed until all tasks are assigned. Ties are broken by selecting the processor with the lower rank. This so called greedy heuristics usually produces poor schedules, but it can be extended to an algorithm that yields the optimum schedule. Instead of assigning a task to one processor, the extended algorithm branches: in the first branch it follows the heuristic rule and assigns the task to the processor with the lowest workload, in the second branch it selects the processor with the second lowest workload and so on. Ignoring ties this algorithm generates the complete search tree with its q^N leaves and hence will eventually find the true optimum. This algorithm is known as Complete Greedy Algorithm (CGA) [15]. Of course it is worst-case exponential, but

with pruning we can hope to achieve a speedup for the typical case. The most efficient pruning rule is to simply stop the moment one hits upon a perfect schedule. A less efficient pruning rule applies if the sum of the unassigned tasks is smaller than the difference between the current maximal and minimal workloads. In this case one can simply assign all remaining tasks to the processor with the minimum workload.

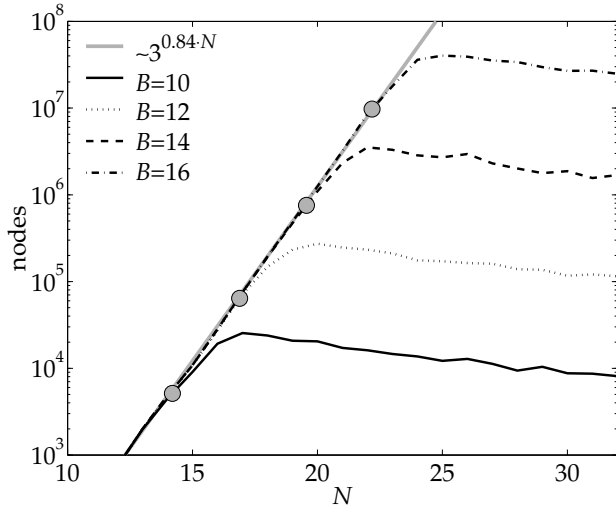


FIG. 4: Median of number of nodes traversed by the complete greedy algorithm for $q = 3$ and fixed number of bits B . The circles mark the critical system size N_c given by Eq. 21

In our simulations we fix the number B of bits in the a_i 's and measure the number of nodes traversed by CGA as a function of N . In this case κ_c translates into a critical value N_c for the system size, N_c being the solution of

$$\frac{B}{N_c} = \frac{\log_2 q}{q-1} - \frac{1}{2N_c} \log_2 \left(\frac{2\pi N_c}{3q^{q/(q-1)}} \right). \quad (21)$$

Fig. 4 shows a typical result for $q = 3$. For $N < N_c$ the number of nodes traversed by CGA increases like 3^{xN} with $x \approx 0.84$. The fact that $x < 1$ is due to the pruning. As soon as $N > N_c$, the pruning by perfect solutions takes effect and the growth slows down significantly. Eventually the search costs even decrease with increasing N . This indicates that the algorithm takes advantage of the growing number of perfect solutions, although their relative number still decays exponentially. There are algorithms that outperform simple CGA, but the differences show only for $N > N_c$: With better algorithms the subexponential growth and the decrease of the search costs set in at values of N closer to but always above N_c [15].

To conclude we have shown that MULTIPROCESSOR SCHEDULING has a phase transition controlled by the numerical resolution (number of bits) of the individual task sizes. The “easy” phase is characterized by an exponential number of perfect schedules, the “hard” phase by the absence of perfect schedules. Note that for $q = 2$ it has been demonstrated that deep in the “hard” phase the system behaves essentially like a random energy model [16]. This fact allowed the calculation of the complete statistics of the optimal solutions and it explains the bad performance of heuristic algorithms. It would be interesting to extend this approach to $q > 2$.

Acknowledgments

Discussions with Ido Kanter are gratefully acknowledged. S.M. enjoyed the hospitality of the ICTP, Trieste. All numerical simulations have been done on our Beowulf cluster TINA[17].

-
- [1] G. Ausiello, P. Crescenzi, G. Gambosi, V. Kann, A. Marchetti-Spaccamela, and M. Protassi, *Complexity and Approximation* (Springer-Verlag, Berlin Heidelberg New York, 1999).
 - [2] M. R. Garey and D. S. Johnson, *Computers and Intractability. A Guide to the Theory of NP-Completeness* (W.H. Freeman, New York, 1979).
 - [3] S. Mertens, *Computing in Science and Engineering* **4**, 31 (2002).
 - [4] I. P. Gent and T. Walsh, in *Proc. of ECAI-96*, edited by W. Wahlster (John Wiley & Sons, New York, 1996), pp. 170–174.
 - [5] P. Cheeseman, B. Kanefsky, and W. M. Taylor, in *Proc. of IJCAI-91*, edited by J. Mylopoulos and R. Rediter (Morgan Kaufmann, San Mateo, CA, 1991), pp. 331–337.
 - [6] O. Dubois, R. Monasson, B. Selman, and R. Zecchina, eds., *Phase Transitions in Combinatorial Problems*, vol. 265 of *Theor. Comp. Sci.* (2001).
 - [7] R. Monasson, R. Zecchina, S. Kirkpatrick, B. Selman, and L. Troyansky, *Nature* **400**, 133 (1999).
 - [8] M. Mézard, G. Parisi, and R. Zecchina, *Science* (2002), published online: 10.1126/science.1073287.
 - [9] B. Hayes, *American Scientist* **90**, 113 (2002).
 - [10] S. Mertens, *Phys. Rev. Lett.* **81**, 4281 (1998).
 - [11] C. Borgs, J. Chayes, and B. Pittel, *Rand. Struct. Alg.* **19**, 247 (2001).
 - [12] F. Wu, *Rev. Mod. Phys.* **54**, 235 (1982).
 - [13] In L_2 -norm, the minima of \vec{E} correspond to the groundstates of a mean-field Potts-aniferromagnet with Mattis-like couplings [18, 19].
 - [14] A. Lima and M. de Menezes, *Phys. Rev. E* **63**, 020106(R) (2001).
 - [15] R. E. Korf, *Artificial Intelligence* **106**, 181 (1998).
 - [16] S. Mertens, *Phys. Rev. Lett.* **84**, 1347 (2000).
 - [17] URL <http://tina.nat.uni-magdeburg.de>.
 - [18] J. Vannimenus and M. Mézard, *J. Physique Lett.* **45**, L1145 (1984).
 - [19] D. Mattis, *Phys. Lett. A* **56**, 421 (1976).