

Dilution Effects on Two-Dimensional Heisenberg Antiferromagnets with Non-Magnetic Spin-Gapped Ground State

Chitoshi YASUDA,^{1,*} Syngé TODO,^{1,2} Munehisa MATSUMOTO,¹
and Hajime TAKAYAMA¹

¹*Institute for Solid State Physics, University of Tokyo, Kashiwa 277-8581, Japan*

²*Theoretische Physik, Eidgenössische Technische Hochschule, CH-8093 Zürich, Switzerland*

Dilution effects on spin-1/2 quantum Heisenberg antiferromagnets with a non-magnetic spin-gapped ground state are studied by means of the quantum Monte Carlo simulation. In the site-diluted system, an antiferromagnetic long-range order (AF-LRO) is induced at an infinitesimal concentration of dilution due to an effective coupling \tilde{J}_{mn} between induced magnetic moments. In the bond-diluted case, on the other hand, the AF-LRO is not induced up to a certain concentration of dilution due to singlet pairs reformed by an AF coupling \tilde{J}_{af} between the edge spins of the diluted bond through the two-dimensional shortest paths. The competition between \tilde{J}_{mn} and \tilde{J}_{af} yields peculiar phenomena in the bond-diluted system.

§1. Introduction

Dilution effects on low-dimensional antiferromagnets with a spin-gapped ground state exhibit various interesting phenomena inherent to low-dimensional quantum spin systems. In the first inorganic spin-Peierls compound CuGeO_3 , the dimerized state is realized at low temperature and the system has the spin-gapped ground state.¹⁾ When a small amount of the non-magnetic impurity Zn or Mg is substituted for Cu, the spin-gapped ground state of the pure system changes to the antiferromagnetic (AF) long-range ordered state,²⁾⁻⁴⁾ thereby the lattice dimerization is preserved. The impurity-induced AF long-range order (LRO) has been observed also for other spin-gapped materials such as the two-leg ladder SrCu_2O_3 ⁵⁾ and the Haldane compound $\text{PbNi}_2\text{V}_2\text{O}_8$.⁶⁾ The non-magnetic-impurity-induced AF-LRO has been numerically investigated by simulating the site-diluted AF Heisenberg model with the spin-gapped ground state.⁷⁾⁻⁹⁾ In the site-diluted system, the AF-LRO is induced even at 1 % of site dilution for the AF Heisenberg model of the coupled alternating chains,⁹⁾ suggesting the critical concentration of non-magnetic impurities for AF-LRO to come up is actually 0 (see also Fig. 1 below). When spins are removed from sites, the *effective spins* are induced, whose magnitudes are peaked at the neighboring site connected to the removed site by a strong bond. They have the same extent as the correlation length of the pure system. Furthermore, there exists an effective coupling $\tilde{J}_{mn} \propto (-1)^{|r_m - r_n| + 1} \exp[-l/\sqrt{\xi_p^x \xi_p^y}]$ between the effective spins,^{10),11)} which preserves the staggeredness with respect to the original lattice and decays exponentially as the distance between the effective spins, $l = |r_m - r_n|$, increases. Here $\xi_p^{x,y}$ are the anisotropic correlation lengths of the pure system in the

*) E-mail address: cyasuda@issp.u-tokyo.ac.jp

two directions on a square lattice. Thus the AF-LRO is induced at an infinitesimal concentration of dilution for the two-dimensional (2D) site-diluted system.

In the present work we have investigated ground-state phase transitions in the bond-diluted 2D spin-1/2 AF Heisenberg model of the coupled alternating chains on a square lattice by means of the quantum Monte Carlo (QMC) simulation with the continuous-imaginary-time loop algorithm. In the bond-diluted case, in contrast to the site-diluted one, a finite critical concentration of dilution, x_c , exists, above which the system has the AF-LRO. In the extremely-low-concentration region, the system has a spin gap independent of the concentration of the diluted bond, x . The spin gap Δ is proportional to the squared interchain coupling J'^2 significantly smaller than the original spin gap in the pure system, Δ_p . This spin gap Δ is caused by singlet pairs of two edge spins on the diluted bond by the AF coupling \tilde{J}_{af} through the 2D shortest paths. Furthermore, when x increases, Δ starts to decrease, and tends to vanish at x which is smaller than x_c . This may suggest the existence of the quantum Griffiths phase in this system.

§2. Model and method

The bond-diluted AF Heisenberg model of the coupled alternating chains on a square lattice investigated in the present work is described by the Hamiltonian

$$H = \sum_{i,j} \epsilon_{(2i,j)(2i+1,j)} \mathbf{S}_{2i,j} \cdot \mathbf{S}_{2i+1,j} + \alpha \sum_{i,j} \epsilon_{(2i+1,j)(2i+2,j)} \mathbf{S}_{2i+1,j} \cdot \mathbf{S}_{2i+2,j} \\ + J' \sum_{i,j} \epsilon_{(i,j)(i,j+1)} \mathbf{S}_{i,j} \cdot \mathbf{S}_{i,j+1}, \quad (2.1)$$

where 1 and α ($0 \leq \alpha \leq 1$) are the AF intrachain alternating coupling constants, J' (≥ 0) the AF interchain coupling constant, and $\mathbf{S}_{i,j}$ the quantum spin operator

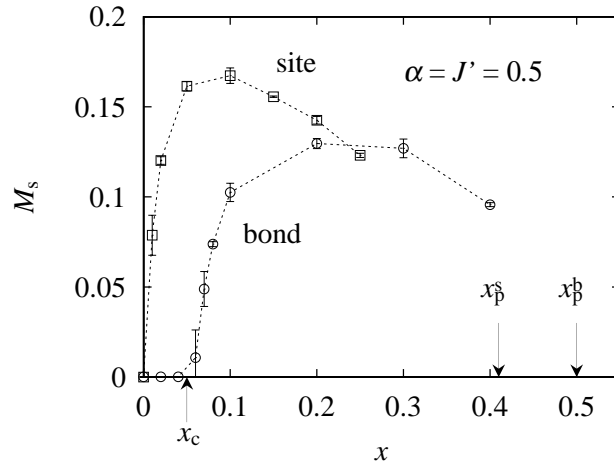


Fig. 1. Concentration dependences of the staggered magnetization in the site-⁹⁾ and bond-diluted systems with $\alpha = J' = 0.5$. In the bond-diluted case there is the finite critical concentration $x_c \simeq 0.05$. The percolation thresholds on the site and bond processes are denoted by x_p^s and x_p^b , respectively. All the lines are guides to eyes.

with $S = 1/2$ at site (i, j) . Randomly quenched bond occupation factors $\{\epsilon_{(i,j)(k,l)}\}$ independently take either 1 or 0 with probability $1 - x$ and x , respectively. The pure system described by (2.1) with $\epsilon_{(i,j)(k,l)} = 1$ for all bonds is in either a spin-gapped phase or an AF long-range ordered phase at zero temperature depending on the strengths of α and J' .¹²⁾ In the $\alpha = 0.5$ system which we examine in the present work, there exists the spin-gapped phase for $J' < J'_c \simeq 0.55$.

The QMC simulations with the continuous-imaginary-time loop algorithm^{13) - 15)} are carried out on $L \times L$ square lattices with the periodic boundary conditions. For each sample with a bond-diluted configuration, $10^3 \sim 10^4$ Monte Carlo steps (MCS) are spent for measurement after $500 \sim 10^3$ MCS for thermalization. Sample average for dilution is taken over $10 \sim 10^3$ samples depending on L , x , and the temperature T .

§3. Results and discussions

The staggered magnetization $M_s(x)$ at $T = 0$ is evaluated by

$$M_s^2(x) = \lim_{L \rightarrow \infty} \lim_{T \rightarrow 0} \frac{3}{L^4} \sum_{i,j} (-1)^{|i-j|} \langle S_i^z S_j^z \rangle, \quad (3.1)$$

where the bracket $\langle \dots \rangle$ denotes both the thermal and random averages. The concentration dependences of M_s in the site-⁹⁾ and bond-diluted systems with $\alpha = J' = 0.5$ are shown in Fig. 1. In the site-diluted case, the value of M_s becomes finite even at 1 % of site dilution. This is caused by the strong correlation between the effective spins due to the effective coupling \tilde{J}_{mn} mentioned in § 1. In the bond-diluted case, on the other hand, there is the finite critical concentration of $x_c \simeq 0.05$ even for $\alpha = J' = 0.5$, which is the system near the critical point $J'_c \simeq 0.55$ for $\alpha = 0.5$ and $x = 0$. Further dilution would yield the disappearance of M_s near the percolation thresholds.^{16), 17)}

Next we examine the spin gap Δ between the ground state and the first excited state to reveal the nature of the disordered phase below x_c in the bond-diluted system. We adopt the second-moment method,¹⁵⁾ by which the value of $\Delta^{(2)}$ defined as

$$(\Delta^{(2)})^{-1} = \lim_{L \rightarrow \infty} \lim_{\beta \rightarrow \infty} \frac{\beta}{2\pi} \sqrt{\frac{S(\pi, \pi, 0)}{S(\pi, \pi, 2\pi/\beta)} - 1}, \quad (3.2)$$

is generally considered to be a good estimate of Δ . In Eq. (3.2) $\beta = 1/T$ and $S(\pi, \pi, \omega)$ is the dynamic structure factor at momentum (π, π) described by $S(\pi, \pi, \omega) = \int_0^\beta C(\tau) e^{i\omega\tau} d\tau$, where $C(\tau)$ is the correlation function of the staggered magnetization in the imaginary-time direction:

$$C(\tau) = \frac{1}{L^2\beta} \sum_{i,j} \int_0^\beta d\tau' (-1)^{|i-j|} \langle S_i^z(\tau') S_j^z(\tau' + \tau) \rangle \quad (3.3)$$

with $S_i^z(\tau)$ being the z component of the spin operator at the imaginary time τ . Its x -dependence for the system with $\alpha = 0.5$ and $J' = 0.3$ is shown in Fig. 3 below.

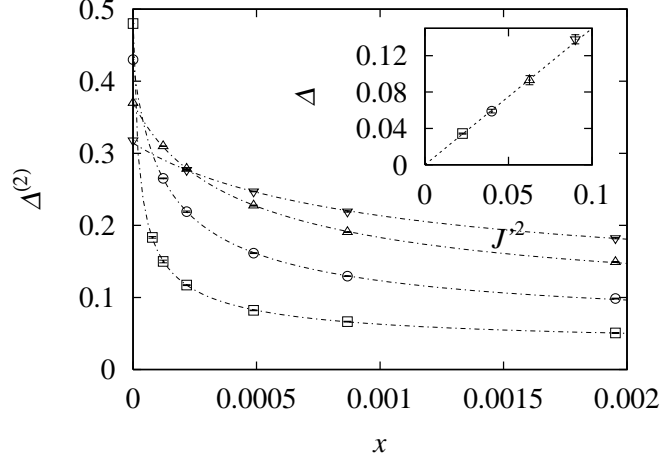


Fig. 2. Dependences of $\Delta^{(2)}$ on x ($= 1/2L^2$) for $\alpha = 0.5$ and $L = 16 \sim 80$. Points denote the QMC data for $J' = 0.3, 0.25, 0.2,$ and 0.15 from top. The lines show the fitting function $\Delta^{(2)}(x)$. In the inset the J'^2 dependence of the spin gap is shown. The line with the slope of 1.5 is the guide to eyes.

For a small x ($\lesssim 0.01$) $\Delta^{(2)}$ rapidly decreases with increasing x . However as we will argue below this is an artifact of the second-moment method except for exactly at $x = 0$.

Let us assume that, in the low-concentration limit ($x \rightarrow 0$), there exists a mid-gap Δ induced by dilution inside the original spin gap, Δ_p , of the pure system. The former excitation mode contributes to $C(\tau)$ in proportion to x so that it may less contribute to $\Delta^{(2)}$ as compared to the back ground mode of Δ_p . More explicitly, $C(\tau)$ in this situation and in the limit $L \rightarrow \infty$ may be written as¹⁵⁾

$$C(\tau) = (1 - ax) \left(\sinh \frac{\beta \Delta_p}{2} \right)^{-1} \cosh \left[\left(\tau - \frac{\beta}{2} \right) \Delta_p \right] + ax \left(\sinh \frac{\beta \Delta}{2} \right)^{-1} \cosh \left[\left(\tau - \frac{\beta}{2} \right) \Delta \right], \quad (3.4)$$

where a is a non-trivial constant depending on α and J' . Substituting Eq. (3.4) for Eq. (3.2), we obtain the following relation between $\Delta^{(2)}$, Δ_p and Δ :

$$\Delta^{(2)}(x) = \Delta \sqrt{\frac{1 + \frac{1-ax}{ax} \frac{\Delta}{\Delta_p}}{1 + \frac{1-ax}{ax} \left(\frac{\Delta}{\Delta_p} \right)^3}}. \quad (3.5)$$

To confirm that the above assumption is in fact the case, we simulate the systems in which only one strong bond is removed, i.e., $x = 1/2L^2$. In Fig. 2 the x dependences of the QMC data of $\Delta^{(2)}$ are shown for $J' = 0.3, 0.25, 0.2, 0.15$ and $\alpha = 0.5$. They are well fitted to Eq. (3.5), the lines in the figure. This implies that the spin gap Δ , or the mid-gap, is independent of x at least in the x -range shown in Fig. 2. By this fitting the value of Δ is obtained as shown in the inset of Fig. 2, in particular $\Delta = 0.138(5)$ for $J' = 0.3$ as indicated in Fig. 3. The existence of the spin gap proportional to J'^2 is interpreted that two edge spins induced at both ends of a diluted bond reform a singlet pair due to the effective coupling \tilde{J}_{af} ($\sim J'^2$)

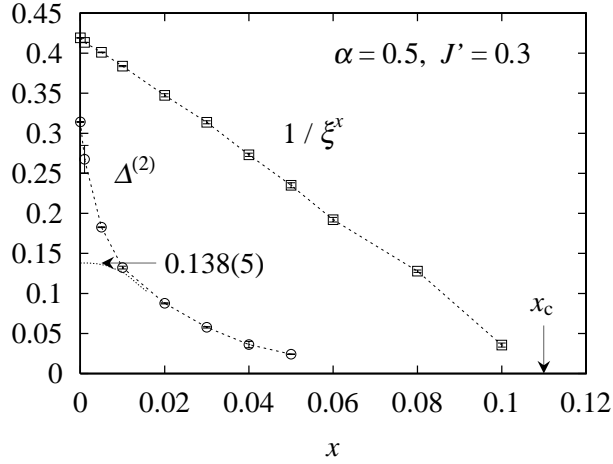


Fig. 3. The concentration dependences of $\Delta^{(2)}$ corresponding to the upper bound of the spin gap and the inverse spatial correlation length for $\alpha = 0.5$ and $J' = 0.3$. This system has the critical concentration $x_c = 0.11(1)$. The value of $\Delta^{(2)}$ at $x = 0$ equals 0.31415(2). The dotted line describes the spin gap independent of x in the extremely-low-concentration region and the expected reduction in the low-concentration region.

through the 2D shortest paths.¹⁸⁾ Since two edge spins on the diluted bond are on the different sublattices, the interaction is always AF.

As x increases, the distinction between a mid-gap and the gap Δ_p becomes obscure. Instead, the value of $\Delta^{(2)}$ gives us an upper bound of the spin gap Δ of our interest, whose x -dependence is schematically shown by the dotted line in Fig. 3. Presumably $\Delta^{(2)}$ is a good estimate for Δ in the range $x \gtrsim 0.02$.

In Fig. 3 we also show the x dependence of the spatial correlation length $\xi^x(x) = \lim_{L \rightarrow \infty} \xi^x(L; x)$ at $T \rightarrow 0$. The critical concentration x_c is about 0.11, which is estimated by the finite-size-scaling analysis using the QMC data of $\xi^x(L; x)$. Its details will be reported elsewhere. In marked contrast to $1/\xi^x$, $\Delta^{(2)}$ ($\simeq \Delta$ in the range $x \gtrsim 0.02$) seems to vanish at a certain value x'_c smaller than x_c , which strongly suggests the existence of the quantum Griffiths phase at $x'_c < x < x_c$. Thus the bond-diluted system has the more peculiar properties than the site-diluted system.

The x dependence of the Néel temperature in a bond-random system $\text{CuGe}_{1-x}\text{Si}_x\text{O}_3$ has been investigated experimentally,^{19), 20)} and has turned out to be similar to that of the site-diluted system $\text{Cu}_{1-x}\text{Mg}_x\text{GeO}_3$. Besides the problem whether the substitution of Si for Ge simply corresponds to the bond dilution or not, we have to investigate the systems at finite but low temperatures, explicitly taking into account the interlayer coupling. Experimentally, analyses on systems with further smaller x and at lower temperatures are desirable.

§4. Summary

We investigated dilution effects on the spin-1/2 quantum AF Heisenberg model with the spin-gapped ground state. When the strong bonds are removed from the lattice for the spin-gapped ground state, two effective interactions with the couplings

\tilde{J}_{mn} and \tilde{J}_{af} are induced between the effective spins. The competition between \tilde{J}_{mn} and \tilde{J}_{af} leads to peculiar quantum phase transitions. In the low-concentration region, \tilde{J}_{af} between edge spins mainly contributes to magnetic properties and, therefore, the new spin gap due to singlet pairs reformed by \tilde{J}_{af} is induced within the original spin gap. The value of the spin gap decreases as x increases and tends to vanish at x'_c which is less than x_c or just at x_c . If the former is the case, the quantum Griffiths phase would exist. Thus there are quite different magnetic properties at $T = 0$ between the site- and bond-diluted systems.

Acknowledgements

Most of numerical calculations in the present work have been performed on the SGI 2800 at Institute for Solid State Physics, University of Tokyo. The program is based on 'Looper version 2' developed by S.T. and K. Kato and 'PARAPACK version 2' by S.T. The present work is supported by the "Research for the Future Program" (JSPS-RFTF97P01103) of Japan Society for the Promotion of Science. S.T. acknowledges support of the Swiss National Science Foundation.

References

- 1) M. Hase, I. Terasaki, and K. Uchinokura, *Phys. Rev. Lett.* **70** (1993), 3651.
- 2) M. C. Martin, M. Hase, K. Hirota, G. Shirane, Y. Sasago, N. Koide, and K. Uchinokura, *Phys. Rev. B* **56** (1997), 3173.
- 3) T. Masuda, A. Fujioka, Y. Uchiyama, I. Tsukada, and K. Uchinokura, *Phys. Rev. Lett.* **80** (1998), 4566.
- 4) K. Manabe, H. Ishimoto, N. Koide, Y. Sasago, and K. Uchinokura, *Phys. Rev. B* **58** (1998), R575.
- 5) M. Azuma, Y. Fujishiro, M. Takano, M. Nohara, and H. Takagi, *Phys. Rev. B* **55** (1997), R8658.
- 6) Y. Uchiyama, Y. Sasago, I. Tsukada, K. Uchinokura, A. Zheludev, T. Hayashi, N. Miura, and P. Böni, *Phys. Rev. Lett.* **83** (1999), 632.
- 7) M. Imada and Y. Iino, *J. Phys. Soc. Jpn.* **66** (1997), 568.
- 8) S. Wessel, B. Normand, M. Sgrist, and S. Haas, *Phys. Rev. Lett.* **86** (2001), 1086.
- 9) C. Yasuda, S. Todo, M. Matsumoto, and H. Takayama, *Phys. Rev. B* **64** (2001), 092405.
- 10) N. Nagaosa, A. Furusaki, M. Sgrist, and H. Fukuyama, *J. Phys. Soc. Jpn.* **65** (1996), 3724.
- 11) Y. Iino and M. Imada, *J. Phys. Soc. Jpn.* **65** (1996), 3728.
- 12) M. Matsumoto, C. Yasuda, S. Todo, and H. Takayama, *Phys. Rev. B* **65** (2002), 014407.
- 13) H. G. Evertz, G. Lana, and M. Marcu, *Phys. Rev. Lett.* **70** (1993), 875.
- 14) B. B. Beard and U.-J. Wiese, *Phys. Rev. Lett.* **77** (1996), 5130.
- 15) S. Todo and K. Kato, *Phys. Rev. Lett.* **87** (2001), 047203.
- 16) K. Kato, S. Todo, K. Harada, N. Kawashima, S. Miyashita, and H. Takayama, *Phys. Rev. Lett.* **84** (2000), 4204.
- 17) A. W. Sandvik, Preprint cond-mat/0110510.
- 18) C. Yasuda, S. Todo, M. Matsumoto, and H. Takayama, *J. Phys. Chem. Solids.*, to be published.
- 19) L. P. Regnault, J. P. Renard, G. Dhalenne, and A. Revcolevschi, *Europhys. Lett.* **32** (1995), 579.
- 20) T. Masuda, K. Ina, K. Hadama, I. Tsukada, K. Uchinokura, H. Nakao, M. Nishi, Y. Fujii, K. Hirota, G. Shirane, Y. J. Wang, V. Kiryukhin, and R. J. Birgeneau, *Physica B* **284-288** (2000), 1637.