

Temporal and spatial persistence of combustion fronts

J. Merikoski, J. Maunuksela, M. Myllys, and J. Timonen

Department of Physics, University of Jyväskylä, P.O. Box 35, FIN-40351 Jyväskylä, Finland

M. J. Alava

Laboratory of Physics, Helsinki University of Technology, P.O. Box 1100, FIN-02015 HUT, Espoo, Finland

(21 March 2002)

The spatial and temporal persistence, or first-return distributions are measured for slow combustion fronts in paper. The stationary temporal and (perhaps less convincingly) spatial persistence exponents agree with the predictions based on the front dynamics, which asymptotically belongs to the Kardar-Parisi-Zhang (KPZ) universality class. The stationary short-range and the transient behavior of the fronts is non-Markovian and the observed persistence properties thus do not agree with the theory. This deviation is a consequence of additional time and length scales, related to the crossovers to the asymptotic coarse-grained behavior.

Nonequilibrium systems present a wide range of questions. One can try to define necessary conditions for the existence of a stationary state and then proceed to a characterization of that state. If the dynamics is of an inherently transient character, more complicated scenarios arise. Unlike in the stationary state, in which the behavior of the order parameter is described by a stationary probability distribution, one encounters concepts such as aging and coarsening which reflect the correlations [1].

A particularly concise and topical approach in nonequilibrium dynamics is *persistence*, often defined as the probability $P(t)$ that, at a point in space, a fluctuating nonequilibrium field (such as a diffusion field) does not change sign upto time t [2,3]. This probability may decay algebraically, $P(t) \sim t^{-\theta}$, with a persistence exponent θ . In some cases θ may be unrelated to any of the other exponents that characterize the system, in particular those describing the critical decay of the temporal and spatial correlation functions. Of special interest here are *non-Markovian* random processes. Due to the statistical nature of the problem, clear experimental demonstrations of persistence are still quite rare [4–6].

In this Letter we investigate persistence in the context of kinetic roughening of interfaces. Our particular interest is in the slow propagation of combustion fronts in paper sheets, which follows the universality class of the 1+1-dimensional Kardar-Parisi-Zhang (KPZ) equation at long spatial and temporal scales [7–9]. The dynamics is then governed by the non-linear Langevin equation,

$$\frac{\partial h}{\partial t} = \nu \nabla^2 h + \frac{\lambda}{2} (\nabla h)^2 + \eta(x, t) \quad (1)$$

where h is the height of the front at x and time t , ν is the surface tension parameter, η is thermal noise, and λ is the strength of the nonlinearity [10,11].

We compare the first-return properties of the experimentally observed fronts, $h(x, t)$ in spatial and temporal

domains, at both stationary and transient stages, with the theoretical predictions. The long-range (LR) scaling is described by the KPZ asymptotics with $\chi \simeq 1/2$ and $\beta \simeq 1/3$ [7–9]. For short temporal and spatial scales, $\tau < \tau_c$ and $\ell < \ell_c$, the physics is of a cross-over character and *resembles* a process that could be described by short-range (SR) exponents. A complete description of our experimental setup is given in Ref. [9], and we have chosen of the cases considered there the 80 gm⁻² copier paper for best statistics. In Fig. 1 we show the height-fluctuation field observed in a typical sample “burn”.

The two main issues in such a comparison are: *i*) is it possible to observe experimentally the expected stationary and transient persistence properties, and *ii*) what are the implications of the fact that the SR physics is *not* governed by the KPZ equation? We shall provide a positive answer to the first point, but the existence of the cross-over is found to interfere with the transient exponents.

In the absence of the nonlinearity ($\lambda = 0$) the dynamics would be described by a linear diffusion equation with thermal noise, the Edwards-Wilkinson (EW) equation. This case was analyzed in the temporal domain by Krug *et al.* in the context of linear growth equations [12] and by Bray and Majumdar in terms of the spatial return characteristics [13]. In the *stationary state* one finds for these fronts $\theta_s = 1/2$, which for these linear equations is the same as for the transient behavior.

For $\lambda \neq 0$ the stochastic process, the KPZ height fluctuations, is non-Gaussian, and the stationary and transient temporal persistences are theoretically difficult to analyze. Kallabis and Krug observed, starting from a numerical growth model, that the behavior can be summed up by considering the scaling functions of the general persistence probability $P(t_0, t)$, where t is measured beginning from time t_0 after the start of the kinetics from a flat initial profile [14]. This has two limiting behaviors, the *transient behavior* for t and t_0 before the cross-over time to KPZ asymptotics and the *stationary-state behav-*

ior after it, thus defining two persistence exponents. The numerical results [14] follow the general conjecture that for the stationary state,

$$\theta_s = 1 - \beta, \quad (2)$$

where β describes the temporal two-point correlation function of the interface fluctuations (to be defined below). This can be justified by the self-affine nature of the process in the stationary state. The expectations for the transient behavior are less clear cut. Kallabis and Krug observed that persistence *depends on the asymmetry of the KPZ dynamics*, in their model with values 1.2 and 1.6 for the transient temporal persistence exponents for fluctuations in up and down directions, respectively [14]. In the stationary state the asymmetry was reflected as different normalizations of the persistence probability for fluctuations in positive and negative directions, but the exponents as noted above were the same.




FIG. 1. An example of a combustion experiment. In the height-fluctuation field the black color indicates fluctuations in positive and white in the negative direction. Also the scales τ_c and ℓ_c , see Figs. 2(b) and 3(b), are marked by the bars.

One may likewise consider any particular front at a fixed time t and look at the interface profile as a stochastic process as discussed by Bray and Majumdar [13], who studied first-passage properties in space. In analogy with the temporal case, the probability that the interface stays above or below a given reference level may have a power-law decay. Moreover, depending on whether the configuration represents the stationary state or whether it has essentially finite fluctuations, one again has two different exponents. In terms of the interface morphology, they can be related to the roughness exponent χ (see below).

We consider $f_{\pm}^{\text{temp}}(\tau)$, the first-return distributions, *i.e.* the distributions of return time τ , defined as the time a variable stays above (+) or below (−) a given reference

level. The persistence exponents $\theta_{\pm}^{\text{temp}}$ and $\theta_{\pm}^{\text{spat}}$ describe the decay of the related temporal and spatial persistence probabilities, respectively, and are defined via [12,13]

$$P_{\pm}^{\text{temp}}(\tau) \sim \tau^{-\theta_{\pm}^{\text{temp}}} \quad \text{and} \quad P_{\pm}^{\text{spat}}(\ell) \sim \ell^{-\theta_{\pm}^{\text{spat}}}, \quad (3)$$

where τ and ℓ denote the persistent time- and length-scales. In the transient regime these quantities are computed by sampling within a suitably chosen time window (see below), and denoted by a tilde, *e.g.*, $\tilde{\theta}_{\pm}^{\text{temp}}$.

Since a combustion front propagates with a finite average velocity v , we look at the fluctuations $\delta h(x, t)$ at a fixed point $x = x_0$ and time t of the front $h(x, t)$ around its average height,

$$\delta h(x, t) \equiv h(x, t) - \bar{h}(t). \quad (4)$$

where the overbar denotes a spatial average at time t . For practical purposes we define the return times: τ_+ is the length of the time interval between t_1 and t_2 such that $\delta h(x_0, t_1) = 0 = h(x_0, t_2)$, and $\delta h(x_0, t) > 0$ for all $t \in]t_1, t_2[$. The return time τ_- is defined analogously for $\delta h(x_0, t) < 0$. For discrete sampling times we determine the crossing times by using linear interpolation.

The temporal persistence probabilities [12] are related to the corresponding first-return distribution via

$$P_{\pm}^{\text{temp}}(\tau) \equiv P(\tau_{\pm} \geq \tau) = 1 - \int_{-\infty}^{\tau} f_{\pm}^{\text{temp}}(\tau') d\tau'. \quad (5)$$

As explained in Ref. [15], in discrete time (and also in discrete space) sampling, one misses very short excursions, and correct normalization of P_{\pm}^{temp} and P_{\pm}^{spat} is difficult. Therefore, we prefer to use the distributions f_{\pm}^{temp} and f_{\pm}^{spat} , instead of their integrals, for the determination of the persistence exponents. In the limit of long time and length scales, the problems in these functions due to discrete sampling should disappear.

The corresponding spatial quantities [13] at fixed times are defined analogously: $P_{\pm}^{\text{spat}}(\ell)$ is the probability that the front stays above (+) or below (−) the reference level over a distance ℓ , and $f_{\pm}^{\text{spat}}(\ell)$ denotes the corresponding return-length distribution.

The conjecture of Eq. (2) for the temporal persistence and the arguments of Bray and Majumdar make it necessary to study the behavior to the two-point correlation functions. These, and the associated critical exponents are defined in the usual way as [11,9]

$$C^{\text{temp}}(\tau) = \overline{\langle |\delta h(x, t) - \delta h(x, t + \tau)| \rangle} \sim \tau^{\beta} \quad (6)$$

$$C^{\text{spat}}(\ell) = \overline{\langle |\delta h(x, t) - \delta h(x + \ell, t)| \rangle} \sim \ell^{\chi}, \quad (7)$$

in which the overbar denotes spatial and the brackets disorder averaging [16].

In Fig. 2 we show our experimental results for temporal persistence in the stationary state. Above a cross-over scale τ_c of the order of 10 seconds (corresponding to fronts that have propagated, on the average, by about

45 mm, see Fig. 1 again), the figure indicates agreement with theoretical expectation, $\theta_{\pm}^{\text{temp}} = 1 - \beta$ (recall that in theory $\beta = 1/3$). The dashed line in Fig. 2(a) follows Eq. (2). Below τ_c the data in Fig. 2(a) shows no real scaling regime, in analogy to the curvature visible in $C_{\pm}^{\text{temp}}(\tau)$ shown Fig. 2(b). We find no difference between the first-return distributions in the positive and negative directions since our distributions are normalized to one so the anisotropy does not appear in the plots.

The measured first-return distributions for spatial persistence in the stationary state are shown in Fig. 3. Now the asymptotic behavior is roughly consistent with $\theta_{\pm}^{\text{spat}} = 1 - \chi$. The rather long crossover regions [9] in the correlation functions $C(\tau)$ and $C(\ell)$ in Figs. 2(b) and 3(b), which precede the long-range regimes, are directly visible in the persistence data as well. The cross-over is here located at about 10 mm, which is less than the scale τ_c/v would indicate.

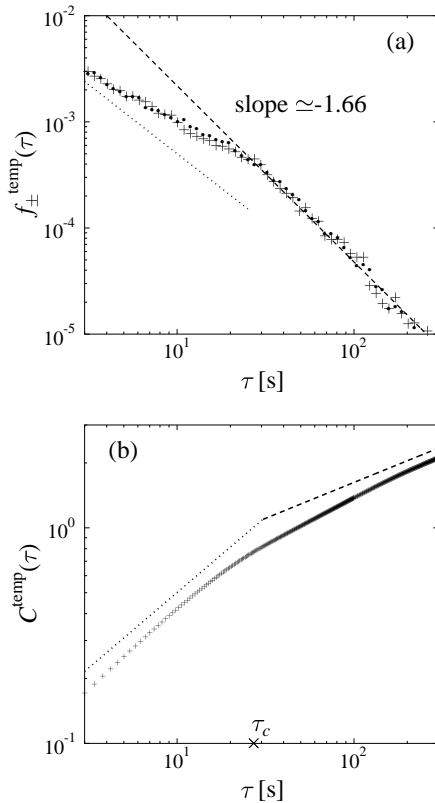


FIG. 2. The stationary temporal (a) first-return distributions $f_{+}^{\text{temp}}(\tau)$ and $f_{-}^{\text{temp}}(\tau)$ denoted by crosses and dots, respectively, and (b) correlation function $C^{\text{temp}}(\tau)$. In all figures, the distributions are normalized to unity and the horizontal axis is logarithmically binned. The dashed and the dotted lines correspond to the asymptotic KPZ and apparent SR values [9] of β , in Fig. (a) via the conjecture $f(\tau) \sim \tau^{2-\beta}$ from Eq. (2).

The expected persistence behavior takes place only on long enough scales, where the physics is *coarse-grained* so as to obey the KPZ equation. In addition, there are also effective correlations in the noise, with decay scales of a few seconds and a few millimeters [8]. In the SR regime of the stationary state data, the spatial and temporal statistics are indeed quite far from the scaling conjecture “ $\theta = 1 - \beta$ ”. The dynamics becomes Markovian only asymptotically. The deviation is greatest in the case of the temporal behavior, for which the persistence decays slower than expected from the correlation function.

The first-return distributions for *the transient time regime* of the dynamics are shown in Fig. 4 for a time window from the beginning of the burn to just below the crossover time. These can be compared in the temporal case with the simulation result $\tilde{\theta}_{\pm}^{\text{temp}} \sim 1.2...1.6$ of Ref. [14]. There are no indications of such a steep decay or anisotropy in our experiments, and asymptotically the behavior is as in the stationary state. In the case of the spatial persistence we find that $\tilde{\theta}_{\pm}^{\text{spat}} \approx 1/2$ in the tail of the distribution.

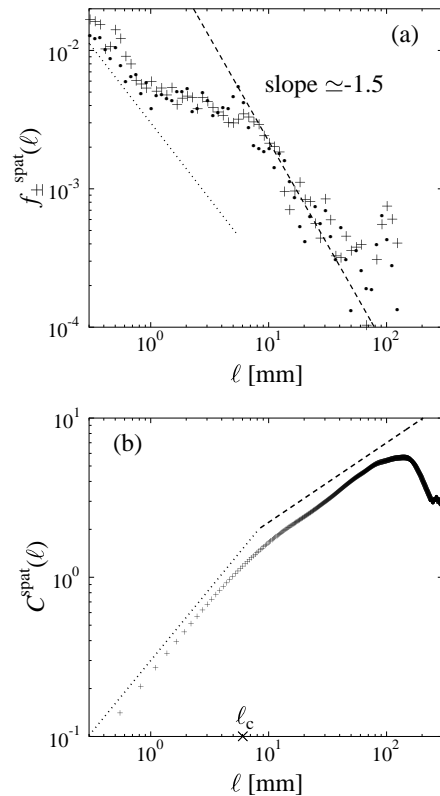


FIG. 3. The stationary spatial (a) first-return distributions $f_{\pm}^{\text{spat}}(\ell)$ denoted by crosses and dots, respectively, and (b) correlation function $C^{\text{spat}}(\ell)$. The dashed and the dotted lines correspond to the asymptotic KPZ and apparent SR values [9] of χ , in Fig. (a) via the conjecture $f(\ell) \sim \ell^{2-\chi}$ from Eq. (2).

The main features of both the temporal and spatial transient persistences can be summarized in two findings: first, in our data the asymptotic scaling is reminiscent of the stationary state. Second, the SR behavior varies continuously below the cross-over scales. In some cases the SR scaling resembles a power-law one, albeit over a rather short range. The corresponding exponent is, however, never in agreement with that related to the decay of correlations.

It is possible that in very short time windows at the beginning of the experiments, the “expected” (KPZ) transient behavior would be observed. However, the cross-over scales τ_c and ℓ_c would complicate the issue, the very reason why no stationary-state data can be used to plot out $P(t_0, t)$ for the temporal persistence. The other outcome would be that no such regime can ever be found, due to the masking by SR dynamics, when the cross-over scales dominate the early-time behavior. Recall that the origin of the transient temporal exponents in the KPZ dynamics is the asymmetric interface (valleys and hilltops) [14]. In our case, these features can be visible *only* for $\tau > \tau_c$ and $\ell > \ell_c$.

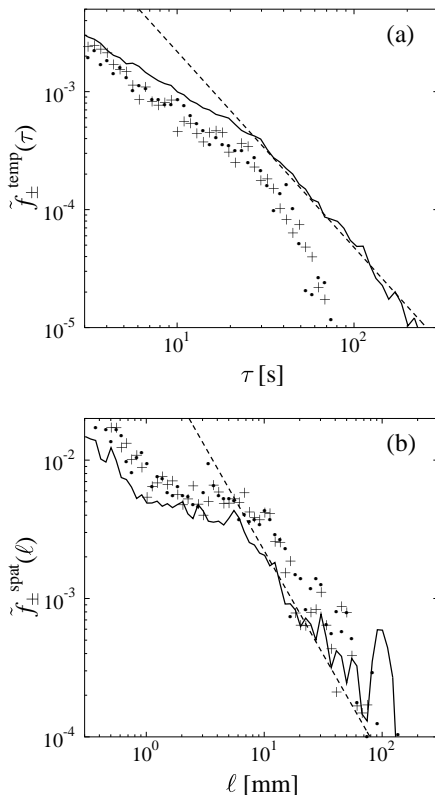


FIG. 4. Transient regime (a) temporal first-return distributions $\tilde{f}_{\pm}^{\text{temp}}(\tau)$ and (b) spatial first-return distributions $\tilde{f}_{\pm}^{\text{spat}}(\ell)$. In both cases crosses denote excursions to positive and dots to negative direction. By the full curves we show the averages (over \pm directions) of the stationary distributions f_{\pm}^{temp} and f_{\pm}^{spat} of Figs. 2 and 3, respectively.

To summarize, we have studied the persistence properties of fluctuating combustion fronts in paper. Their dynamics are described asymptotically by the KPZ universality class, and the observed properties of temporal and spatial persistence are in agreement with theoretical expectations for the stationary case. For the short-range behaviors the KPZ physics is irrelevant, which causes the first-return distributions to deviate from those based on a stationary stochastic process. Instead, the physics indicates the presence of memory effects. Our results have theoretical implications also for problems, where the KPZ scaling is seen only asymptotically, as e.g. the Kuramoto-Sivashinsky equation [17].

We wish to acknowledge discussions on stochastic dynamics with Otto Pulkkinen and on kinetic roughening with Tapio Ala-Nissila. This work has been in part supported by the Academy of Finland under the Center of Excellence Program (Project No. 44875).

-
- [1] A. J. Bray, *Adv. Phys.* **43**, 357 (1994).
 - [2] S. N. Majumdar, *Curr. Sci.* **77**, 370 (1999).
 - [3] S. N. Majumdar *et al*, *Phys. Rev. Lett.* **77**, 3704-3707 (1996).
 - [4] G. P. Wong *et al*, *Phys. Rev. Lett.* **86**, 4156 (2001).
 - [5] B. Yurke *et al*, *Phys. Rev. E* **56**, R40 (1997).
 - [6] W. Y. Tam *et al*, *Phys. Rev. Lett.* **78**, 1588 (1997); **79**, 957 (1997).
 - [7] J. Maunukela *et al*, *Phys. Rev. Lett.* **79**, 1515 (1997); **80**, 5707 (1998).
 - [8] M. Myllys *et al*, *Phys. Rev. Lett.* **84**, 1946 (2000).
 - [9] M. Myllys *et al*, *Phys. Rev. E* **64**, 036101 (2001).
 - [10] M. Kardar *et al*, *Phys. Rev. Lett.* **56**, 889 (1986).
 - [11] T. Halpin-Healy and Y.-C. Zhang, *Phys. Rep.* **254**, 215 (1995).
 - [12] J. Krug *et al*, *Phys. Rev. E* **56**, 2702 (1997).
 - [13] S. N. Majumdar and A. J. Bray, *Phys. Rev. Lett.* **86**, 3700 (2001).
 - [14] H. Kallabis and J. Krug, *Europhys. Lett.* **45**, 20 (1999).
 - [15] S. N. Majumdar *et al*, *Phys. Rev. E* **64**, 015101(R) (2001).
 - [16] For the sake of comparing with the first-return distributions one has to use the “bare” correlation functions. That is, the intrinsic widths can not be subtracted [9].
 - [17] K. Sneppen *et al*, *Phys. Rev. A* **46**, R7351 (1992); R. Cuerno and M. Castro, *Phys. Rev. Lett.* **87**, 236103 (2001).