

# Ground State Vortex Lattice Structures in $d$ -wave Superconductors

Sudhansu S. Mandal\*<sup>†</sup> and T. V. Ramakrishnan\*

*Centre for Condensed Matter Theory, Department of Physics, Indian Institute of Science, Bangalore 560 012, India*

(October 28, 2018)

We show in a realistic  $d_{x^2-y^2}$  symmetry gap model for a cuprate superconductor that the clean vortex lattice has discontinuous structural transitions (at and near  $T=0$ ), as a function of the magnetic field  $B$  along the  $c$ -axis. The transitions arise from the singular nonlocal and anisotropic susceptibility of the  $d_{x^2-y^2}$  superconductor to the perturbation caused by supercurrents associated with vortices. The susceptibility, due to virtual Dirac quasiparticle-hole excitation, is calculated carefully, and leads to a ground state transition for the triangular lattice from an orientation along one of the crystal axis to one at  $45^\circ$  to them, i.e, along the gap zero direction. The field scale is seen to be 5 Tesla  $\sim (\Delta_0/ta)^2\Phi_0$ , where  $\Delta_0$  is the gap maximum,  $t$  is the nearest neighbour hopping,  $a$  is the lattice constant, and  $\Phi_0$  is the flux quantum. At much higher fields ( $\sim 28T$ ) there is a discontinuous transition to a centred square structure. The source of the differences from existing calculations, and experimental observability are discussed, the latter especially in view of the very small (a few degrees  $K$  per vortex) differences in the ground state energy.

## I. INTRODUCTION

An external magnetic field enters a (type II) superconductor as a collection of quantized magnetic flux tubes. The flux tubes with associated supercurrent vortices form a triangular lattice [1] as is seen in conventional superconductors [2,3]. Deviations from this structure are of considerable interest. In conventional superconductors, the observed deviations have been attributed to the anisotropy of the underlying one electron energy spectrum. In heavy fermion and high  $T_c$  superconductors, an additional and potentially very interesting reason is the existence of an unconventional superconducting order parameter, with gaps which have nodes and change sign. Indeed there is experimental evidence both in heavy fermion systems [4] the exotic superconductor SrRuO<sub>4</sub> [5] and in cuprate superconductors [6,7] that the vortex lattice is not triangular (for some field and temperature regimes). Recently, measurements of small angle neutron diffraction from untwinned YBa<sub>2</sub>Cu<sub>3</sub>O<sub>7- $\delta$</sub>  single crystals shows a very well formed triangular lattice that undergoes an orientational transition from along  $a$  axis to along  $b$  axis for a  $3T$  magnetic field at  $33^\circ$  to the  $c$ -axis [8]. The reasons for possible nontriangular structure as well as for the structural transition are not fully established, and are the subject of considerable theoretical work [9–13]. In high  $T_c$  superconductors, entropic effects, abetted by high transition temperature as well as weak interlayer coupling play an important role, and the classical statistical mechanics of interacting, meandering flux lines, of the vortex fluid phase, and the solid fluid transition has developed into a major theoretical and experimental subfield [14].

In this paper, we focus on the nature of the flux lattice at temperatures well below the superconducting transition, where vortex configurational entropy effects mentioned above are negligible. The ground state structures and structural transition then directly reflect the electronic peculiarities of the superconductor, and thus probe the latter. For cuprate superconductors, a number of measurements show that the superconducting gap  $\Delta_{\mathbf{k}}$  has nodes [15], has a magnitude with a  $(\Delta_0/2)|\cos k_x a - \cos k_y a|$  dependence on the two dimensional wave vector  $\mathbf{k}$  across the Fermi surface [16] and that transport lifetimes of quasiparticles are long [17] for  $T \ll T_c$ . Thus one can assume well defined low energy, nodal quasiparticles, with an experimentally determined one electron dispersion  $\epsilon_{\mathbf{k}}$  [18] and gap function  $\Delta_{\mathbf{k}}$  [16]. The question of interest is the effect of the zero gap, anisotropic Dirac like linear quasiparticle excitation spectrum on the interaction between vortices, and thus on vortex lattice structure. There is considerable evidence e.g., from magnetic field dependent electronic specific heat [19], electronic thermal conductivity [20], and superfluid density [21] measurements that an external magnetic field going in as vortices has a strong effect on electronic states, changing their density and lifetime. The relevant issue here is somewhat the reverse, namely the effect of the quasiparticles on interaction between vortices. The order parameter phase associated with the vortex, and the related magnetic vector potential together constitute the superfluid velocity field  $\mathbf{v}_s(\mathbf{r}) [= \sum_l \mathbf{v}_s(\mathbf{r} - \mathbf{R}_l)]$  where the vortices are located at points  $\mathbf{R}_l$ . The extra superfluid kinetic energy, being quadratic in  $v_s$ , clearly has a part that depends on two vortex coordinates and is thus structure sensitive. In addition to this ‘diamagnetic’ term, which is the additional kinetic energy of the rigidly moving superfluid and which is minimized for a triangular lattice [1], there is another ‘paramagnetic’ term due to the perturbation of quasiparticles by the superfluid current via the term  $\mathbf{k} \cdot \mathbf{v}_s$ . This causes virtual particle hole excitations; two vortices interact via the exchange of quasiparticle quasihole pairs. This polarization term depends on the quasiparticle excitation spectrum. In a clean  $s$ -wave superconductor, the process leads to an additional isotropic interaction between vortices of order  $(H/H_{c2})$  relative to the diamagnetic term. However, in a

$d$ -wave superconductor where the excitation gap vanishes along some (nodal) directions, one expects the nonlocal polarizability to be larger as well as anisotropic; this gives rise to an interaction between vortices which depends on the orientation of the line joining them with the respect to crystalline axes, and consequently can be the cause of novel long range positional order.

The ground state energy arising from quasiparticle / hole mediated interaction between vortices depends linearly on the nonlocal current susceptibility  $\chi_{\alpha\beta}^p(\mathbf{q})$ , for wave vectors  $\mathbf{q}$  equal to the reciprocal lattice vectors  $\mathbf{G}$  of the vortex lattice. Because the gap as well as density of quasiparticle states vanish linearly near the node,  $\chi_{\alpha\beta}^p(\mathbf{q})$  is proportional to  $|q_x|$  or  $|q_y|$  for small  $q$ . This nonanalytic behaviour, noticed first by Kosztin and Leggett [22], has also been discussed by Franz et al [12] who were the first to analyze microscopically its effect, as well as of the anisotropy in  $\chi_{\alpha\beta}^p$ , on vortex lattice structure at  $T = 0$ . These authors found a rich phase diagram in the field temperature plane, with a centered rectangular lattice at  $T = 0$  whose inner angle varies *continuously* as a function of field, as well as a sudden orientational transition at higher temperatures, and a transition to a centered square lattice for very high fields and low  $T$ . In obtaining these results, Franz et al made a “local” approximation for the gap function, i.e., assumed  $\Delta_{\mathbf{k}} = \Delta_{\mathbf{k}+\mathbf{G}}$ , and more importantly they assumed a momentum independent quasiparticle current which leads to a response function  $\chi_{xx}^p(\mathbf{G}) = \chi_{yy}^p(\mathbf{G})$ . The anisotropy then enters only through  $\chi_{xy}^p(\mathbf{G})$ . We carry out here a more detailed and realistic calculation of the nonlocal susceptibility, considering the strong  $\mathbf{k}$  dependence of the gap function  $\Delta_{\mathbf{k}}$  and quasiparticle current  $\mathbf{j}_{\mathbf{k}}$  properly, and using a realistic one electron dispersion. The diagonal terms  $\chi_{xx}^p$  and  $\chi_{yy}^p$  are unequal and large, and this anisotropy is seen to be the underlying cause of the transition. The contribution of the off diagonal susceptibility  $\chi_{xy}^p$  is smaller than that of the diagonal susceptibilities. Our results for structural stability (at  $T = 0$ ) are therefore quite different from those of Franz et al [12,13].

Confining ourselves to  $T = 0$ , we find, as summarized in a phase diagram (see Fig. 1), that the stable lattice at low fields is triangular. At about 5 Tesla (for the parameters chosen) the orientation of the smallest  $\mathbf{G}$  vector changes from being along one of the axes to being along the order parameter node direction, because the system is most susceptible to excitations with wave vector along the node. We have analyzed the driving force for this transition, both analytically and numerically, and find that it arises from a subtle balance between the term linear in  $|\mathbf{G}|$  and the quadratic term, which are slightly different for the two orientations. The field scale for the transition is approximately given by the condition  $(taG/\Delta_0) \sim 1$  which is natural on dimensional grounds. The Fermi velocity is  $ta$  and the energy scale associated with the superflow ( $\nabla\theta$ ) with Fourier component  $G$  is therefore  $taG$ . The polarizability or susceptibility has an energy scale  $(1/\Delta_0)$  where  $\Delta_0$  is the gap magnitude which sets the scale for quasiparticle excitation energies. Thus the dimensionless susceptibility of interest is  $(taG/\Delta_0)$ . For realistic parameters  $t, a$ , and  $\Delta_0$  this translates  $[(taG_c/\Delta_0) \simeq 0.37]$  to a field scale of 5.2T.

We find that the node oriented triangular lattice is stable till about 28T, whereupon a discontinuous transition to a centered square lattice takes place. This structure, which is orientationally commensurate with the symmetry of the quasiparticle dispersion, is probably the most stable  $T = 0$  phase when electronic commensurate effects dominate. However, the calculated field scale is large enough that the London approximation used, valid for  $H \ll H_{c2}$ , is not reliable, because vortex core effects cannot be neglected at these high fields.

In the next section (Section II), we describe the model and the theoretical approach used. The tight binding quasiparticle Hamiltonian is decomposed into an unperturbed part  $H_0$  and a term  $H_I$  due to the quasiparticle vortex interaction. The free energy or the ground state energy can be obtained as a power series in  $H_I$  or equivalently the density of vortices. For low vortex densities ( $H \ll H_{c2}$ ) the leading or  $n_v^2$  term is sufficient, and describes quasiparticle-hole mediated vortex interaction, in addition to the bare superfluid kinetic energy. We discuss the former carefully in terms of the nonlocal, anisotropic current susceptibility  $\chi_{\alpha\beta}^p(\mathbf{q})$  since the energy can be expressed as a reciprocal lattice vector sum over  $\chi_{\alpha\beta}^p(\mathbf{G})$ . We obtain  $\chi_{\alpha\beta}^p(\mathbf{q})$  semianalytically for small  $q$  at  $T = 0$ , as well as numerically (Section III).

The calculations for different two dimensional structures are discussed in section III. For a given magnetic field  $B$  the most general centered rectangular lattice  $[a_1, a_2]$  can be described in terms of an angle  $\theta$  related to the aspect ratio  $(a_1/a_2)$  as  $\tan \theta = a_1/a_2$ , and an orientation  $\phi$  with respect to crystal axes (Fig. 2). We compute the ground state energy as a function of these two variables for different magnetic fields. The basic vortex related electronic energy parameters are the following. The vortex has three energy scales, namely the diamagnetic single vortex energy, of order 3450K per vortex, the vortex interaction energy, the diamagnetic part of which has a value  $\sim 1440K$  (for nearest neighbor vortices), and the paramagnetic interaction term which is about 350K at 5T field. The last, and the smallest term is structure sensitive and is of interest here. The ground state is analyzed as a function of  $\theta, \phi$  for several field values in section III. It turns out that the structure sensitive part of the last (paramagnetic vortex interaction) term is extremely small, of order a few degrees per vortex. This has obvious implications for the observability of the transition, because the structural changes predicted and the clean limit anisotropies obtained can be easily overwhelmed by effects of disorder, eg., vortex pinning and the muting of the paramagnetic susceptibility anisotropy, and nonanalyticity by disorder. However, the size of the structure sensitive terms is larger, the greater

the  $(v_F/v_\Delta)$  ratio or anisotropy. One can thus imagine situations where this effect is quite large.

In the concluding section (Section IV) we briefly discuss thermal effects, the consequence of the predicted transition and their observability, the reason for which our result differs from earlier, and the experimentally observed structural transitions.

## II. THEORY

### A. Model

We consider a two dimensional lattice model with nearest neighbor and next nearest neighbor hopping for a  $\text{CuO}_2$  plane of high  $T_c$  superconductors. The (mean field) Hamiltonian in this model is given by

$$H_0 = -t \sum_{\langle ij \rangle_{1\sigma}} (c_{i\sigma}^\dagger c_{j\sigma} + h.c.) + t' \sum_{\langle\langle ij \rangle\rangle_{1\sigma}} (c_{i\sigma}^\dagger c_{j\sigma} + h.c.) + \sum_{\langle ij \rangle} (\Delta_{ij} c_{i\uparrow}^\dagger c_{j\downarrow}^\dagger + h.c.) - \mu \sum_i c_{i\sigma}^\dagger c_{i\sigma}, \quad (1)$$

where  $t$  and  $t'$  are nearest neighbor and next nearest neighbor hopping integrals respectively. This corresponds for appropriate choices of  $t$  and  $t'$  to an open Fermi surface which is observed in angle resolved photo emission experiments. The pair amplitude  $\Delta_{ij}$  is considered to be  $d_{x^2-y^2}$ -wave like, i.e.,  $\Delta_{i,i\pm a\hat{x}} = -\Delta_{i,i\pm a\hat{y}}$ , where  $a$  is the lattice constant in a square lattice, and  $\mu$  is the chemical potential.

When we apply a magnetic field beyond the lower critical field  $H_{c1}$  in high  $T_c$  superconductors, the magnetic field goes into the system in the form of vortices. The magnetic induction is screened over a length  $\lambda$ , the penetration depth. The pair amplitude acquires a phase:  $\Delta_{ij} \rightarrow \Delta_{ij} \exp[-i\theta_{ij}]$ , where  $\theta_{ij}$  is the sum of polar angles of all the vortices measured with respect to a particular axis, for the centre of mass of the pair  $ij$ . We write  $\theta_{ij}$  as  $(\theta_i + \theta_j)/2$ , (as an average of the angles of individual coordinates of the Cooper pairs), which is consistent upto  $\mathcal{O}(1/k_F\xi)^2$ , where  $k_F$  is the Fermi momentum and  $\xi$  is the superconductive coherence length. The pair amplitude (order parameter magnitude) vanishes at the center of the core of a vortex, and over a distance  $\xi$  it acquires its uniform value. For a collection of vortices with  $H \ll H_{c2}$ , i.e., with intervortex spacing  $\gg \xi$ , or the London limit, we assume the order parameter magnitude be uniform, throughout the superconductor (there are  $\delta$  function sources of phase rotation at the locations of vortices). There is a vector potential  $\mathbf{A}$  such that  $\nabla \times \mathbf{A}(\mathbf{r}) = B(\mathbf{r})$  where  $B(\mathbf{r})$  is the local magnetic induction, along the  $c$ -axis. Its effect in this model is to change the hopping integrals to

$$(t, t') \rightarrow (t, t') \exp[i(e/\hbar c) \int_{\mathbf{r}_i}^{\mathbf{r}_j} \mathbf{A} \cdot d\mathbf{l}] \quad (2)$$

for hopping from site  $j$  to site  $i$ . We then make a gauge transformation:  $c_{i\sigma} \rightarrow c_{i\sigma} e^{-i\theta_i/2}$ . We thus obtain the Hamiltonian as

$$\begin{aligned} H = & -t \sum_{\langle ij \rangle_{1\sigma}} (c_{i\sigma}^\dagger c_{j\sigma} \exp[i(\theta_i - \theta_j)/2 + i(e/\hbar c) \int_{\mathbf{r}_i}^{\mathbf{r}_j} \mathbf{A} \cdot d\mathbf{l}] + h.c.) + \sum_{\langle ij \rangle_{1\sigma}} (\Delta_{ij} c_{i\uparrow}^\dagger c_{j\downarrow}^\dagger + h.c.) \\ & + t' \sum_{\langle\langle ij \rangle\rangle} (c_{i\sigma}^\dagger c_{j\sigma} \exp[i(\theta_i - \theta_j)/2 + i(e/\hbar c) \int_{\mathbf{r}_i}^{\mathbf{r}_j} \mathbf{A} \cdot d\mathbf{l}] + h.c.) - \mu \sum_i c_{i\sigma}^\dagger c_{i\sigma}. \end{aligned} \quad (3)$$

The phase difference between two nearest or next nearest neighbour sites can be expressed as

$$\frac{1}{2}(\theta_i - \theta_j) + (e/\hbar c) \int_{\mathbf{r}_i}^{\mathbf{r}_j} \mathbf{A} \cdot d\mathbf{l} \simeq (\mathbf{r}_i - \mathbf{r}_j) \cdot \left( \frac{1}{2} \nabla_i \theta - (e/\hbar c) \mathbf{A}_i \right) \equiv (m/\hbar) (\mathbf{r}_i - \mathbf{r}_j) \cdot \mathbf{v}_s(\mathbf{r}_i). \quad (4)$$

Here the superfluid velocity

$$\mathbf{v}_s(\mathbf{r}) = \frac{1}{m} \left[ \frac{\hbar}{2} \nabla \theta - \frac{e}{c} \mathbf{A}(\mathbf{r}) \right] \quad (5)$$

for a single vortex and for a collection of vortices,  $\mathbf{v}_s(\mathbf{r}) = \sum_l \mathbf{v}_s(\mathbf{r} - \mathbf{R}_l)$  (where the vortices are located at  $\mathbf{R}_l$ ). We then assume that the phase difference between two neighboring lattice sites is very small (which is certainly true in the London limit) so that we expand exponentials in Eq. (3) upto quadratic terms.

Using Eqs. (5) and (4) in Eq.(3) for  $H$ , and expanding upto quadratic order in the small quantity  $\mathbf{v}_s(\mathbf{r})$  we have

$$H = H_0 + H_I + H_{II}, \quad (6)$$

where the free Hamiltonian

$$H_0 = \sum_{\mathbf{k}, \sigma} \xi_{\mathbf{k}} c_{\mathbf{k}\sigma}^\dagger c_{\mathbf{k}\sigma} + \sum_{\mathbf{k}} [\Delta_{\mathbf{k}} c_{\mathbf{k}\uparrow}^\dagger c_{-\mathbf{k}\downarrow}^\dagger + h.c.], \quad (7)$$

with  $\xi_{\mathbf{k}} = -2t[\cos(k_x a) + \cos(k_y a)] + 4t' \cos(k_x a) \cos(k_y a) - \mu$  and  $\Delta_{\mathbf{k}} = (\Delta_0/2)[\cos(k_x a) - \cos(k_y a)]$ ,  $\Delta_0$  being the maximum quasiparticle excitation gap. Here  $\mathbf{k}$  lies in the first atomic Brillouin zone, i.e.,  $-\frac{\pi}{a} \leq (k_x, k_y) \leq \frac{\pi}{a}$ . A typical structure of the Fermi surface is shown in Fig. 3. Gapless quasiparticle excitations exist along  $k_x = \pm k_y$  directions as noted in the figure. The interaction term (first order in  $v_s$ ) can now be expressed as

$$\begin{aligned} H_I &= 2(at/\hbar) \sum_{\mathbf{k}} \sum_{\mathbf{G}>0} [c_{\mathbf{k}\sigma}^\dagger c_{\mathbf{k}+\mathbf{G}\sigma} - c_{\mathbf{k}+\mathbf{G}\sigma}^\dagger c_{\mathbf{k}\sigma}] [m v_s^x(\mathbf{G}) \sin(k_x a) + m v_s^y(\mathbf{G}) \sin(k_y a)] \\ &\quad - 4(at'/\hbar) \sum_{\mathbf{k}} \sum_{\mathbf{G}>0} [c_{\mathbf{k}\sigma}^\dagger c_{\mathbf{k}+\mathbf{G}\sigma} - c_{\mathbf{k}+\mathbf{G}\sigma}^\dagger c_{\mathbf{k}\sigma}] [m v_s^x(\mathbf{G}) \sin(k_x a) \cos(k_y a) \\ &\quad + m v_s^y(\mathbf{G}) \sin(k_y a) \cos(k_x a)] \\ &\equiv \sum_{\mathbf{k}\sigma} \sum_{\mathbf{G}>0} V_{\mathbf{k}, \mathbf{G}} [c_{\mathbf{k}\sigma}^\dagger c_{\mathbf{k}+\mathbf{G}\sigma} - c_{\mathbf{k}+\mathbf{G}\sigma}^\dagger c_{\mathbf{k}\sigma}] \end{aligned} \quad (8)$$

Here  $V_{\mathbf{k}, \mathbf{G}}$  is purely imaginary. The term  $H_{II}$  is quadratic in  $v_s$  and contributes to the free energy as a diamagnetic term. It is given by

$$H_{II} = 2N_s^0 (t - t') (a^2/\hbar^2) \sum_{\mathbf{G}} m v_s^\alpha(\mathbf{G}) m v_s^\alpha(-\mathbf{G}) \quad (9)$$

with  $N_s^0$  being the number of superfluid carriers, and  $\alpha$  refers to cartesian variables  $x$  and  $y$ . Paramakanti *et al.* [23] have recently shown that the quantum phase fluctuation of the order parameter reduces the superfluid density considerably. We thus reexpress the term  $H_{II}$  phenomenologically in terms of the measured  $\lambda$  as

$$H_{II} = \frac{dA}{2\lambda^2} \left( \frac{c^2}{4\pi e^2} \right) \sum_{\mathbf{G}} m v_s^\alpha(\mathbf{G}) m v_s^\alpha(-\mathbf{G}), \quad (10)$$

where  $d$  is the mean interlayer separation of weakly coupled superconducting layers and  $A$  is the area of the system.

## B. Free Energy

We now calculate the free energy as a power series in  $\mathbf{v}_s(\mathbf{r})$  or equivalently the vortex density. The diamagnetic or Ginzburg-Landau term, of first order in  $H_{II}$ , is the largest, and the structure sensitive part of it is known to be minimized for a triangular lattice (1). The energy does not depend on its orientation with respect to the crystal lattice. We are interested here additionally in the paramagnetic term, of second order in  $H_I$ . Including this, and the magnetic field energy contribution, the free energy to second order in vortex density is given (per unit length along the  $c$  axis) by

$$\Delta\Omega = \frac{1}{2Ad\hbar^2} \sum_{\mathbf{G}} m v_s^\alpha(\mathbf{G}) \left[ \chi^d \delta_{\alpha\beta} - \chi_{\alpha\beta}^p(\mathbf{G}) \right] m v_s^\beta(-\mathbf{G}) + \frac{1}{8\pi A} \sum_{\mathbf{G}} B_{\mathbf{G}} B_{-\mathbf{G}}, \quad (11)$$

where  $\mathbf{G}$  is the reciprocal vector of the vortex lattice. The individual vortex energy is not included here, as it is not relevant for the question of vortex lattice structure.  $\chi^d = (c^2 \hbar^2 d / 4\pi e^2 \lambda^2)$  is the diamagnetic term arising from the term  $H_{II}$  (Eq.10) to first order, and  $\chi_{\alpha\beta}^p(\mathbf{G})$  is the paramagnetic current susceptibility due to second order contribution from  $H_I$ . Higher order contributions are neglected since the expansion parameter is  $(n_v/n)$  where  $n_v$  is the vortex density and  $n$  is the electron density. This ratio is obviously much smaller than one.

The paramagnetic susceptibility  $\chi_{\alpha\beta}^p(\mathbf{q})$  is expressed as

$$\chi_{\alpha\beta}^p(\mathbf{q}) = \frac{1}{(2\pi)^2} \int_{-\pi/a}^{\pi/a} dk_x \int_{-\pi/a}^{\pi/a} dk_y \gamma_{\alpha\beta}(\mathbf{k}) \Pi(\mathbf{k}, \mathbf{q}). \quad (12)$$

The current operator dependent terms  $\gamma_{\alpha\beta}(\mathbf{k})$  are explicitly given as

$$\gamma_{xx}(\mathbf{k}) = [2a \sin(k_x a)(t - 2t' \cos(k_y a))]^2, \quad (13a)$$

$$\gamma_{yy}(\mathbf{k}) = [2a \sin(k_y a)(t - 2t' \cos(k_x a))]^2, \quad (13b)$$

$$\gamma_{xy}(\mathbf{k}) = [2a \sin(k_x a)(t - 2t' \cos(k_y a))] [2a \sin(k_y a)(t - 2t' \cos(k_x a))], \quad (13c)$$

$$= \gamma_{yx}(\mathbf{k}). \quad (13d)$$

The zero frequency susceptibility of wave vector  $\mathbf{q}$  for quasiparticle quasihole of momentum  $\mathbf{k}$  is  $\Pi(\mathbf{k}, \mathbf{q})$  and has the form

$$\Pi(\mathbf{k}, \mathbf{q}) = \frac{1}{E_{\mathbf{k}} + E_{\mathbf{k}+\mathbf{q}}} \left[ 1 - \frac{\xi_{\mathbf{k}} \xi_{\mathbf{k}+\mathbf{q}} + \Delta_{\mathbf{k}} \Delta_{\mathbf{k}+\mathbf{q}}}{E_{\mathbf{k}} E_{\mathbf{k}+\mathbf{q}}} \right], \quad (14)$$

with the quasiparticle energy  $E_{\mathbf{k}} = \sqrt{\xi_{\mathbf{k}}^2 + \Delta_{\mathbf{k}}^2}$ .

It is expected that the above susceptibilities are anisotropic due to the nonlocal nature of  $\Delta_{ij}$ , reflected in the  $\mathbf{k}$  dependence of  $\Delta_{\mathbf{k}}$ . Though anisotropic, they possess certain symmetries:  $\chi_{\alpha\alpha}^p(q_x, -q_y) = \chi_{\alpha\alpha}^p(q_x, q_y) = \chi_{\alpha\alpha}^p(-q_x, q_y)$ ;  $\chi_{xy}^p(q_x, -q_y) = -\chi_{xy}^p(q_x, q_y) = \chi_{xy}^p(-q_x, q_y)$ , and  $\chi_{xx}^p(q_x, q_y) = \chi_{yy}^p(q_y, q_x)$ . These symmetries suggest that the susceptibilities are functions of  $|q_x|$ ,  $|q_y|$  and  $\text{sign}(q_x q_y)$  only. A naive perturbative expansion of  $\chi_{\alpha\beta}^p(\mathbf{q})$  in powers of  $q$  fails since the coefficient of quadratic term in  $q$  is divergent, due to the vanishing of  $\Delta_{\mathbf{k}}$  on the Fermi surface at  $k_x = \pm k_y$  points. We however proceed to evaluate these analytically as follows.

We write

$$\chi_{\alpha\beta}^p(q_x, q_y) = \sum_{j=1}^4 \chi_{\alpha\beta}^{p,j}(q_x, q_y), \quad (15)$$

where  $\chi_{\alpha\beta}^{p,j}$  is the contribution of  $j$ -th quadrant ( $j=1-4$ ) of  $k$ -space. For instance,

$$\chi_{\alpha\beta}^{p,1}(q_x, q_y) = \frac{1}{(2\pi)^2} \int_0^{\pi/a} dk_x \int_0^{\pi/a} dk_y \gamma_{\alpha\beta}(\mathbf{k}) \Pi(\mathbf{k}, \mathbf{q}) \quad (16)$$

is the contribution due to 1st quadrant. We present the calculation of  $\chi_{\alpha\beta}^{p,1}(q_x, q_y)$  below in detail.

In terms of an alternative coordinate system  $(k_1, k_2)$  whose origin is at the nodal point on the Fermi surface as shown in Fig. 4, the old coordinates in the first quadrant are expressed as  $k_x = \frac{1}{\sqrt{2}}(k_0 + k_1 - k_2)$  and  $k_y = \frac{1}{\sqrt{2}}(k_0 + k_1 + k_2)$ , where  $k_0$  is defined as  $\mu = -4t \cos(k_0 a / \sqrt{2}) + 4t' \cos^2(k_0 a / \sqrt{2})$ . We use  $\xi_{\mathbf{k}} \approx \hbar v_F k_1$  and  $\Delta_{\mathbf{k}} \approx \hbar v_{\Delta} k_2$  in linear form, where the Fermi velocity  $v_F = (\frac{4a}{\hbar\sqrt{2}})[t - 2t' \cos \frac{k_0 a}{\sqrt{2}}] \sin \frac{k_0 a}{\sqrt{2}}$  and  $v_{\Delta} = (\frac{a}{\hbar\sqrt{2}})\Delta_0 \sin \frac{k_0 a}{\sqrt{2}}$  is the velocity of quasiparticles along the  $k_2$  direction. Since in  $d$ -wave superconductors  $v_F \gg v_{\Delta}$ , the phase space of  $k_2$  effectively is much larger than that of  $k_1$  for a given value of quasiparticle energy. We observe that this is the cause of strong anisotropy in the diagonal susceptibilities as we see below. If  $\phi$  be the angle of a  $\mathbf{k}$ -vector with  $k_1$  axis in this new coordinate system,  $\xi_{\mathbf{k}} \simeq E_{\mathbf{k}} \cos \phi$  and  $\Delta_{\mathbf{k}} \simeq E_{\mathbf{k}} \sin \phi$ . By Taylor expansion in  $q$  we find  $\xi_{\mathbf{k}} \xi_{\mathbf{k}+\mathbf{q}} + \Delta_{\mathbf{k}} \Delta_{\mathbf{k}+\mathbf{q}} \simeq E_{\mathbf{k}}(E_{\mathbf{k}} + \alpha_{\mathbf{q}})$  and  $E_{\mathbf{k}} E_{\mathbf{k}+\mathbf{q}} \simeq |E_{\mathbf{k}}^2 + E_{\mathbf{k}} \alpha_{\mathbf{q}} + \beta_{\mathbf{q}}^2|$ , where  $\alpha_{\mathbf{q}} = \hbar(q_1 v_F \cos \phi + q_2 v_{\Delta} \sin \phi)$  and  $\beta_{\mathbf{q}}^2 = (\hbar^2/2)(q_1 v_F \sin \phi - q_2 v_{\Delta} \cos \phi)^2$  with  $q_{1,2} = (q_y \pm q_x)/\sqrt{2}$  respectively. Since  $\alpha_{\mathbf{q}}$  is negative for some region of  $\phi$ , the quantity  $(E_{\mathbf{k}}^2 + E_{\mathbf{k}} \alpha_{\mathbf{q}} + \beta_{\mathbf{q}}^2)$  may be negative as well as positive which we refer below as the region I and II respectively. It is negative in the regime  $E_1^0 < E_{\mathbf{k}} < E_2^0$ , where  $E_1^0 \approx (-\beta_{\mathbf{q}}^2/\alpha_{\mathbf{q}})$  and  $E_2^0 \approx (-\alpha_{\mathbf{q}} + \beta_{\mathbf{q}}^2/\alpha_{\mathbf{q}})$ . Expanding  $\gamma_{\alpha\beta}(\mathbf{k})$  upto linear in  $E_{\mathbf{k}}$ , we perform the integrals over  $E_{\mathbf{k}}$  in for both regions I and II separately to obtain

$$\begin{aligned} \chi_{xx}^{p,1}(q_x, q_y) \approx & \frac{a^2}{\pi^2 \hbar^2 v_F v_{\Delta}} \left[ \int_I d\phi \left\{ \mathcal{R}_1(-\alpha_{\mathbf{q}} + 2(\beta_{\mathbf{q}}^2/\alpha_{\mathbf{q}}) \ln |\alpha_{\mathbf{q}}/\Delta_0|) \right. \right. \\ & \left. \left. + \frac{2}{3}(\mathcal{D}_{\phi}^+ \mathcal{R}_2 + \mathcal{D}_{\phi}^- \mathcal{R}_3) (\alpha_{\mathbf{q}}^2 - 3\beta_{\mathbf{q}}^2 - 3\beta_{\mathbf{q}}^2 \ln |\alpha_{\mathbf{q}}/\Delta_0|) \right\} \right. \\ & \left. + \int_{II} d\phi \left\{ 2 \ln(2) (\beta_{\mathbf{q}}^2/\alpha_{\mathbf{q}}) \mathcal{R}_1 - 2\beta_{\mathbf{q}}^2 (\mathcal{D}_{\phi}^+ \mathcal{R}_2 + \mathcal{D}_{\phi}^- \mathcal{R}_3) \ln(\alpha_{\mathbf{q}}/\Delta_0) \right\} \right], \quad (17a) \end{aligned}$$

$$\begin{aligned} \chi_{yy}^{p,1}(q_x, q_y) \approx & \frac{a^2}{\pi^2 \hbar^2 v_F v_{\Delta}} \left[ \int_I d\phi \left\{ \mathcal{R}_1(-\alpha_{\mathbf{q}} + 2(\beta_{\mathbf{q}}^2/\alpha_{\mathbf{q}}) \ln |\alpha_{\mathbf{q}}/\Delta_0|) \right. \right. \\ & \left. \left. + \frac{2}{3}(\mathcal{D}_{\phi}^+ \mathcal{R}_3 + \mathcal{D}_{\phi}^- \mathcal{R}_2) (\alpha_{\mathbf{q}}^2 - 3\beta_{\mathbf{q}}^2 - 3\beta_{\mathbf{q}}^2 \ln |\alpha_{\mathbf{q}}/\Delta_0|) \right\} \right. \end{aligned}$$

$$+ \int_{II} d\phi \left\{ 2 \ln(2) (\beta_{\mathbf{q}}^2 / \alpha_{\mathbf{q}}) \mathcal{R}_1 - 2\beta_{\mathbf{q}}^2 (\mathcal{D}_{\phi}^+ \mathcal{R}_3 + \mathcal{D}_{\phi}^- \mathcal{R}_2) \ln(\alpha_{\mathbf{q}} / \Delta_0) \right\} \Big], \quad (17b)$$

$$\begin{aligned} \chi_{xy}^{\text{P},1}(q_x, q_y) \approx & \frac{a^2}{\pi^2 \hbar^2 v_F v_{\Delta}} \left[ \int_I d\phi \left\{ \mathcal{R}_1 (-\alpha_{\mathbf{q}} + 2(\beta_{\mathbf{q}}^2 / \alpha_{\mathbf{q}}) \ln |\alpha_{\mathbf{q}} / \Delta_0|) \right. \right. \\ & \left. \left. + \frac{2}{3} (\mathcal{R}_2 + \mathcal{R}_3) \cos \phi (\alpha_{\mathbf{q}}^2 - 3\beta_{\mathbf{q}}^2 - 3\beta_{\mathbf{q}}^2 \ln |\alpha_{\mathbf{q}} / \Delta_0|) \right\} \right. \\ & \left. + \int_{II} d\phi \left\{ 2 \ln(2) (\beta_{\mathbf{q}}^2 / \alpha_{\mathbf{q}}) \mathcal{R}_1 - 2\beta_{\mathbf{q}}^2 (\mathcal{R}_2 + \mathcal{R}_3) \cos \phi \ln(\alpha_{\mathbf{q}} / \Delta_0) \right\} \right], \quad (17c) \end{aligned}$$

where  $\mathcal{D}_{\phi}^{\pm} = \cos \phi \pm (v_F / v_{\Delta}) \sin \phi$ ,

$$\mathcal{R}_1 = (t^2 + \mu t') \sin^2(k_0 a / \sqrt{2}), \quad (18a)$$

$$\mathcal{R}_2 = 2\sqrt{2} \left( \frac{a}{\hbar v_F} \right) t' (t - 2t' \cos(k_0 a / \sqrt{2})) \sin^3(k_0 a / \sqrt{2}), \quad (18b)$$

$$\mathcal{R}_3 = \sqrt{2} \left( \frac{a}{\hbar v_F} \right) (t^2 + \mu t') \sin(k_0 a / \sqrt{2}) \cos(k_0 a / \sqrt{2}), \quad (18c)$$

and  $\int_I$  and  $\int_{II}$  represent the integrals over  $\phi$  ( $0 \leq \phi \leq 2\pi$ ) for the regime of  $\phi$  in which  $\alpha_{\mathbf{q}} < 0$  and  $> 0$  respectively. We, similarly, calculate  $\chi_{\alpha\beta}^{\text{P},j}$  for three other quadrants. We observe that  $\chi_{xx}^{\text{P},1}$  and  $\chi_{yy}^{\text{P},1}$  differ substantially through the last terms within both the integrals  $\int_I$  and  $\int_{II}$  in their expressions (17a) and (17b) since  $v_F \gg v_{\Delta}$ . These lead to an anisotropic diagonal susceptibility. We note that these terms also the terms involving  $\int_{II}$  arise due to keeping the linear dependences of  $k_1$  and  $k_2$  in  $\gamma_{\alpha\beta}(\mathbf{k})$ . However for an approximation  $k_x = k_y = k_0 / \sqrt{2}$  in  $\gamma_{\alpha\beta}(\mathbf{k})$ ,  $\chi_{xx}^{\text{P}} = \chi_{yy}^{\text{P}}$  as obtained by Franz et al [12].

Since the angular integrals in the expressions for  $\chi_{\alpha\beta}^{\text{P}}$  cannot be performed analytically, we numerically integrate these to obtain  $\chi_{\alpha\beta}^{\text{P}}$  in the next section. We shall then compare these semianalytically obtained  $\chi_{\alpha\beta}^{\text{P}}$  with those completely numerically obtained through Eqs.(12)–(14).

We now turn to obtain the equation for the vector potential in the gauge  $\mathbf{G} \cdot \mathbf{A}_{\mathbf{G}} = 0$  (from Eq. (11)). By minimizing the energy with respect to as  $\mathbf{A}_{\mathbf{G}}$ , we have

$$(\mathbf{A}_{\mathbf{G}})_{\alpha} = \frac{4\pi e}{\hbar c G^2 d} [\chi^d \delta_{\alpha\beta} - \chi_{\alpha\beta}^{\text{P}}(\mathbf{G})] \left[ \frac{1}{2} (\nabla\theta)_{-\mathbf{G}} - \frac{e}{\hbar c} A_{-\mathbf{G}} \right]_{\beta}. \quad (19)$$

We thus obtain

$$\left[ \frac{\hbar}{2} (\nabla\theta)_{-\mathbf{G}} \right]_{\alpha} = \left[ G^2 Q_{\beta\alpha}^{-1} + \delta_{\beta\alpha} \right] \left( \frac{e}{c} A_{-\mathbf{G}} \right)_{\beta} \quad (20)$$

where

$$Q_{\alpha\beta}(\mathbf{q}) = \frac{1}{\lambda^2} \delta_{\alpha\beta} - \left( \frac{4\pi e^2}{c^2 \hbar^2 d} \right) \chi_{\alpha\beta}^{\text{P}}(\mathbf{q}) \quad (21)$$

Using Eq. (20) in Eq. (11), we get

$$\Delta\Omega = \frac{1}{8\pi A} \sum_{\mathbf{G}} B_{\mathbf{G}} \left[ 1 + \frac{G_{\alpha} Q_{\alpha\beta} G_{\beta}}{\text{Det } Q} \right] B_{-\mathbf{G}}. \quad (22)$$

We now express  $B_{\mathbf{G}}$  in terms of  $N_v, \Phi_0, Q_{\alpha\beta}$  and  $\mathbf{G}$ . For a vortex lattice,

$$(\nabla\theta)_{\mathbf{G}} = 2i\pi N_v \frac{\mathbf{G} \times \hat{e}_z}{G^2}, \quad (23)$$

where  $N_v$  is the total number of vortices. We then obtain from Eqs. (19) and (20)

$$B_{\mathbf{G}} = N_v \Phi_0 \left[ \frac{\text{Det } Q + Q_{\alpha\beta} \epsilon^{\alpha\gamma} \epsilon^{\beta\delta} G_{\gamma} G_{\delta}}{G^4 + G^2 Q_{\alpha\beta} \delta_{\alpha\beta} + \text{Det } Q} \right], \quad (24)$$

with  $\epsilon^{12} = 1 = -\epsilon^{21}$ ,  $\epsilon^{11} = 0 = \epsilon^{22}$ , and  $\Phi_0 = hc/2e$  is the quantum of flux. Therefore, the free energy for a vortex lattice per unit volume becomes

$$\mathcal{F} = \frac{1}{8\pi}(\Phi_0 n_v)^2 \sum_{\mathbf{G}} \left[ \frac{\text{Det } Q + Q_{\alpha\beta} \epsilon^{\alpha\gamma} \epsilon^{\beta\delta} G_\gamma G_\delta}{G^4 + G^2 Q_{\alpha\beta} \delta_{\alpha\beta} + \text{Det } Q} \right]^2 \left[ 1 + \frac{G_\alpha Q_{\alpha\beta} G_\beta}{\text{Det } Q} \right]. \quad (25)$$

This has an approximate but much simpler form as

$$\mathcal{F} \simeq \frac{1}{8\pi}(\Phi_0 n_v)^2 \sum_{\mathbf{G}} \frac{G_x^2 Q_{yy} + G_y^2 Q_{xx} - G_x G_y (Q_{xy} + Q_{yx})}{G^4}, \quad (26)$$

which is essentially important for determining the ground state structure of the vortex lattice. This form is exact when  $|\frac{\hbar}{2}(\nabla\theta)_{\mathbf{G}}| \gg |eA_{\mathbf{G}}|/c$  which is true. The component  $G = 0$  will give free energy  $\bar{\mathcal{F}}$  for average magnetic induction  $B$ . For determination of vortex lattice structure, one should in principle minimize Gibbs free energy  $\mathcal{G} = \mathcal{F} - BH/4\pi$ . Here  $H$  is the applied magnetic field. Beyond  $H_{c1}$ , magnetic field penetrates the superconductor almost fully. Thus  $B \simeq H$ , specially so in high  $T_c$  superconductors, since  $H_{c1} \ll H_{c2}$ .  $B$  does not vary much for different vortex lattice structures for a given  $H$  as we see in our numerical study that the ratio  $(H - B)/B \sim 10^{-7}$ . We, therefore, minimize  $\Delta\mathcal{F} = \mathcal{F} - \bar{\mathcal{F}}$  ie. that part of the free energy which depends on  $G$ , in Eq. (26) for different choices of nonzero  $G$ 's corresponding to different structures and with a cutoff  $G \leq \pi/\xi$ .

### III. NUMERICAL STUDY

The values of the phenomenological parameters that we have used for the numerical computation of  $Q_{\alpha\beta}(q_x, q_y)$  and later for the free energy are taken from angle resolved photoemission experiments [16,18], penetration depth measurement [24] and band structure calculations [25] for high- $T_c$  compounds. These are as follows:  $t = 1150\text{K}$ ,  $t' = 0.48t$ ,  $\Delta_0 = 400\text{K}$ ,  $a = 3.8\text{\AA}$ ,  $d = 10\text{\AA}$ ,  $\xi = 20\text{\AA}$ ,  $\lambda = 1600\text{\AA}$ , and  $\mu = -1.33t$  which corresponds to doping concentration  $x \simeq 0.19$ .

Using standard Gaussian quadrature, we integrate over  $k_x$  and  $k_y$  in Eq. (12) to obtain  $\chi_{\alpha\beta}^p(\mathbf{q})$ . In Fig. 5 we have shown the dependence of paramagnetic susceptibilities (a)  $\chi_{xx}^p$ , (b)  $\chi_{yy}^p$ , and (c)  $\chi_{xy}^p$  in units of  $\chi^d$  for positive  $q_x$  at different positive values of  $q_y$ . Susceptibilities for negative values of  $q_x$  and  $q_y$  can be obtained by using the symmetries discussed in the previous section. We see that  $\chi_{xx}^p(q_x, q_y) \neq \chi_{yy}^p(q_x, q_y)$  in general. This strong anisotropy in the diagonal susceptibilities is due to the strong  $\mathbf{k}$  dependence of nature of  $\Delta_{\mathbf{k}}$  and the  $\mathbf{k}$ -dependent  $\gamma_{\alpha\beta}(\mathbf{k})$  (13a)–(13d). The diagonal susceptibilities are large compared to off-diagonal one.

We numerically fit, guided by the semianalytical form in Eqs.(17a)–(17c), to obtain the approximate functional form of  $\chi_{\alpha\beta}^p(q_x, q_y)$  for  $q_x a, q_y a \leq 0.3$  as

$$\chi_{xx}^p(q_x, q_y) = \begin{cases} \gamma \left[ 0.31(\delta|q_x|a) + 0.14(\delta q_x a)^2 - 0.35(\delta q_x a)^2 \ln |\delta q_x a| \right] & \text{if } |q_x| \geq |q_y|, \\ \gamma \left[ 0.35(\delta|q_y|a) - 0.14(\delta q_y a)^2 + 0.10(\delta q_y a)^2 \ln |\delta q_y a| \right] & \text{if } |q_x| \leq |q_y|, \\ + (0.10 + \frac{0.21}{\delta|q_y|a})(\delta q_x a)^2 + (-0.16 + \frac{0.07}{\delta|q_y|a})(\delta q_x a)^2 \ln |\delta q_x a| & \end{cases} \quad (27a)$$

$$\chi_{yy}^p(q_x, q_y) = \chi_{xx}^p(q_y, q_x), \quad (27b)$$

$$\chi_{xy}^p(q_x, q_y) = \gamma \left[ (0.11 + \frac{0.02}{q_>})q_< + (0.15 - \frac{0.18}{q_>})q_<^2 + (0.07 - \frac{0.12}{q_>})q_<^2 \ln q_< \right] \text{sign}(q_x q_y) \quad (27c)$$

with  $q_{>,<} = \max, \min(|q_x|, |q_y|)\delta a$ ,  $\gamma = \frac{\lambda^2}{d} (\frac{4\pi\epsilon^2}{c^2\hbar^2})t$  whose numerical value is 1.18, and the parameter  $\delta = t/\Delta_0$ . These phenomenological forms can be explained from the semianalytical expressions (17a)–(17c) as follows. (i) Firstly, why do  $\chi_{xx}^p(q_x, q_y)$  and  $\chi_{yy}^p(q_x, q_y)$  not depend on the signs of  $q_x$  and  $q_y$ , and  $\chi_{xy}^p(q_x, q_y)$  does depend on  $\text{sign}(q_x q_y)$ ? This is due to the symmetry reason discussed following Eq.(14). (ii) Why does  $\chi_{xx}^p(q_x, q_y)$  does mainly depend on whether  $|q_x| \geq |q_y|$  or not? This can be understood by the following exercise. We find a term from Eq.(17a) as  $|q_y + q_x|$  assuming  $q_x, q_y \geq 0$ . The corresponding term will be  $|q_y - q_x|$  when we consider the contribution from 2nd quadrant. When we add these two contributions, we see that the sum depends on the greater of  $q_x$  and  $q_y$ . (iii) Following the argument above in (ii), the difference between the two terms is smaller of  $q_x$  and  $q_y$ . This is the reason why  $\chi_{xy}^p(q_x, q_y)$  depends mainly on the smaller of  $|q_x|$  and  $|q_y|$ . (iv), Since  $\chi_{xx}^{p,1}(q_x, q_y) \neq \chi_{yy}^{p,1}(q_x, q_y)$ , and  $\chi_{xx}^p(q_x, q_y) = \chi_{yy}^p(q_y, q_x)$  for symmetry reasons, the dependence of  $\chi_{xx}^p(q_x, q_y)$  on  $q_x$  and  $q_y$  is asymmetric. (v) The linear, quadratic, and the logarithmic dependences on  $q$  follow from in the expressions (17a)–(17c).

We next numerically perform angular integrals in equations (17a)–(18c) along with the contributions from other three quadrants to obtain semianalytical susceptibilities and then compare with the fully numerically obtained susceptibilities. In Fig. 6 we have shown  $\chi_{xx}^p(q_x, 0)$  and  $\chi_{yy}^p(q_x, 0)$  evaluated in the two ways. The linear approximation of energies in the analytical expressions is a good approximation for determining linear dependence on  $q_x$  as we see in Fig. 6 that they agree for very low  $q_x$ . They however differ for higher  $q_x$  since our analytical expressions are not consistent in determining quadratic dependences on  $q$  as we have neglected higher order  $k$  dependences to quasiparticle energy. It is however clear that  $\chi_{xx}^p \neq \chi_{yy}^p$  which is our main result.

We consider a face centered rectangular vortex lattice (as shown in Fig. 2) with area of the unit cell  $\tilde{A} = 2\Phi_0/B$ , in general. Angle  $\theta$  determines the sides of the rectangle with a fixed area. The sides of the rectangle are  $a_1 = [\tilde{A} \tan \theta]^{1/2}$  and  $a_2 = [\tilde{A}/\tan \theta]^{1/2}$ . We then readily obtain reciprocal lattice vectors for a vortex lattice, in general, to be

$$G_{mn}(B, \theta) = (n + m) \frac{2\pi}{a_1} \hat{e}_x + (n - m) \frac{2\pi}{a_2} \hat{e}_y, \quad (28)$$

where  $n$  and  $m$  are integers (both positive and negative) including zero. If the vortex lattice makes an angle  $\phi$  with the underlying atomic lattice, we find

$$G_{mn}(B, \theta, \phi) = \hat{e}_x \left[ (n + m) \frac{2\pi}{a_1} \cos \phi - (n - m) \frac{2\pi}{a_2} \sin \phi \right] + \hat{e}_y \left[ (n + m) \frac{2\pi}{a_1} \sin \phi + (n - m) \frac{2\pi}{a_2} \cos \phi \right]. \quad (29)$$

The lattice is a centered square for  $\theta = 45^\circ$  and triangular when  $\theta = 60^\circ$ . There is symmetry of rotation about  $\phi = 45^\circ$ , since the lattice is considered as centered rectangular. We therefore need to determine free energy for  $45^\circ \leq \theta < 90^\circ$  and  $0 \leq \phi \leq 45^\circ$ .

We then numerically compute the free energy per vortex (without the single vortex energy which does not depend on structure),  $\Delta F = d\Delta\mathcal{F}/n_v$  using Eqs.(26) and (29) as functions of the parameters  $\theta$ ,  $\phi$ , and  $B$ . The reciprocal lattice vector  $\mathbf{G}$  changes with the change of any one or more of the parameters. Thus  $\Delta F$  differs for different combination of these parameters ( $\phi, \theta, H$ ). In Fig. 7 we have shown the dependence of  $\Delta F$  at a low field  $B = 2$  Tesla as a function of  $\phi$  for the angles  $\theta = 60^\circ$  and two neighboring angles  $\theta = 58^\circ$  and  $62^\circ$  (on either side of  $\theta = 60^\circ$ ). It is clear that  $\Delta F$  is a minimum for the triangular lattice. We notice also that  $\Delta F$  is a minimum for the triangular lattice when  $\phi = 0^\circ$  and  $30^\circ$  which in fact correspond to the same lattice configuration. We likewise find that in the whole of the low field regime, the ground state configuration of the vortex lattice is triangular with one of its arms parallel to one of the crystal axes.

Interestingly, the orientation of the lattice changes discontinuously as we increase the magnetic field though the structure continues to be triangular. In Fig. 8 we have shown the dependence of  $\Delta F$  on  $\phi$  for the triangular lattice configuration at three chosen fields 2, 5, and 8 Tesla. At nearly about 5 Tesla field,  $\Delta F$  is minimum for all  $0^\circ$ ,  $30^\circ$ ,  $15^\circ$ , and  $45^\circ$  orientations; the latter two angles correspond to same lattice configuration, like the former two angles. On the other hand at the field of 8 Tesla,  $\Delta F$  is minimum for  $\phi = 15^\circ$  and  $45^\circ$  only. The triangular vortex lattice changes its orientation discontinuously at about 5 Tesla field. While the triangular lattice has one of its arms parallel to one of the crystal axes at lower field, it aligns to one of the crystal axes by  $45^\circ$  at higher field. We understand this discontinuous transition by comparing the energies contributed to  $\Delta F$  by the  $\mathbf{G}$  vectors of the lowest magnitude (since they contribute most to the free energy) for these two preferred orientations. Considering the symmetries of the susceptibilities, it is sufficient that we consider only those  $\mathbf{G}$  vectors which have positive  $G_x$ . We thus consider 3  $\mathbf{G}$  vectors for each of these two orientations. These are (a)  $(1/2, \pm\sqrt{3}/2)G$  and  $(1, 0)G$  for  $\phi = 0^\circ$  and (b)  $\frac{1}{2\sqrt{2}}(\sqrt{3}-1, \sqrt{3}+1)G$ ,  $\frac{1}{2\sqrt{2}}(\sqrt{3}+1, \sqrt{3}-1)G$ , and  $(1/\sqrt{2}, 1/\sqrt{2})G$  for  $\phi = 45^\circ$ , where the length of the smallest  $\mathbf{G}$  vector  $G = 2\pi(2/\sqrt{3})^{1/2}(B/\Phi_0)^{1/2}$ . In Fig. 9, we have shown the energy  $E$  contributed by these individual  $\mathbf{G}$  vectors to  $\Delta F$  for 2, 5, and 8 Tesla fields. We find the total energy contributed by above 3  $\mathbf{G}$  vectors for  $\phi = 0^\circ$  and  $45^\circ$  orientations as (a) 296.05K and 296.51K for  $B = 2$  Tesla, (b) 282.96K and 283.11K for  $B = 5$  Tesla, and (c) 274.15K and 273.60K for  $B = 8$  Tesla respectively. Clearly, the triangular lattice makes an orientational transition at about 5 Tesla field.

To understand the field scale 5 Tesla for the above orientational transition, we compare the energy contributed by the above 3  $\mathbf{G}$  vectors for each of the preferred orientations. The ratio of these energies can be expressed as a function of  $\alpha = tGa/\Delta_0$  using equations (26)–(29). This is given by

$$\frac{E_1}{E_2} = \frac{3 - f_1(\alpha)}{3 - f_2(\alpha)} \quad (30)$$



where  $E_1(E_2)$  is the energy contributed by the above corresponding 3  $\mathbf{G}$  vectors of triangular lattice with  $0^\circ(45^\circ)$  orientation. In Fig. 10, we have shown the ratio  $f_1(\alpha)/f_2(\alpha)$  as a function of  $\alpha$ . The orientational transition takes place when the ratio is unity. This corresponds to  $\alpha_c = tG_c a/\Delta_0 \simeq 0.37$ . Therefore the critical field at which the transition take place,  $B_1 \simeq (0.37/2\sqrt{2}\pi)^2\sqrt{3}(\Delta_0/at)^2\Phi_0 \simeq 5.2T$ .

The structure of the vortex lattice remains triangular with  $45^\circ$  orientation to the crystal lattice as we have shown  $\Delta F$  in Fig. 11 for a field as high as 25 Tesla. However, it makes yet another discontinuous structural transition to a centered square lattice with its axes parallel to the crystal axes at yet another critical field  $B_2$  whose value is about 28 tesla. Figure 12 shows that  $\Delta F$  is minimum for  $\theta = 45^\circ$  and  $\phi = 0^\circ$  at  $B = 28$  Tesla. The overall phase diagram for the ground state of the vortex lattice structure at  $T = 0$  is shown in figure 1.

#### IV. CONCLUDING REMARKS

We conclude by briefly discussing a number of questions such as the nature of the approximations used, the effect of nonzero temperature, consequences of the transitions, their observability, the reason why our conclusions differ from those found earlier, and the structural transitions experimentally observed.

We have calculated the ground state energy assuming effectively that the interaction between two vortices is unaffected by the presence of other vortices. This is obviously a low vortex density approximation which seems quite reasonable since the dimensionless ratio ( $n_v/n$ ) is about  $1/2500$  for a field of a Tesla. However, we have not calculated the higher order corrections which while nominally of higher order in ( $n_v/n$ ) might have large or even divergent coefficients. Since the vortex vortex interaction depends on quasiparticle-quasihole susceptibility, a change in their spectrum due to the supercurrent (the Volovik effect [26] ) could have serious consequences. Here, we would like to make two points. Firstly, a calculation by Amin, Affleck and Franz [13], using a semiclassical approximation to include the nonlinear effect of the magnetic field *a la* Volovik, finds that this has little effect on the structural transformations calculated by them. Secondly, *all* the recent fully quantum mechanical calculations [27,28] of the density of Dirac quasiparticle states in a vortex lattice in the London limit find that for Bravais lattices, the density of states vanishes linearly with energy as in the absence of a magnetic field; only the slope changes. A general argument for this has been presented by Vishwanath [29]. For these two reasons, we believe that our low density approximation is reliable.

In the London approximation, the vortex cores are treated as  $\delta$  functions. In reality, they have a width of order the coherence length. We believe that the consequences of this approximation, at least for the low field structural transition, are small. The reason is that the structure sensitive part of the energy arises from the difference in contribution of the smallest reciprocal lattice vectors (Section III). For these,  $G\xi \sim (1/10)$  at typical magnetic fields, so that the phenomenological assumption of a Gaussian vortex core with width  $\sim \xi$  will make a negligible difference to the structure sensitive part.

We have calculated only the ground state energy of the vortex lattice in this paper. At any nonzero temperature, there are obviously entropic contributions which could change the magnetic field at which the structural transition occurs, as a function of temperature. Here, we note that since both the structures (below and above  $5T$ ) are identical (triangular), and the structure difference sensitive part of the energy is a tiny fraction ( $< (1/1000)^2$ ) of the vortex interaction energy, the elastic fluctuations in both structures are expected to be identical to order  $(1/1000)^2$  so that the transition field should not be affected by temperature, so long as the input parameters (e.g.,  $\xi_{\mathbf{k}}, \Delta_{\mathbf{k}}, \lambda$  ) do not change with  $T$ . The same cannot be said of the high field ( $\sim 28T$ ) triangular to centred square lattice transition, because one has a tight packed structure and the other not. The expectation is that the former has lesser elastic fluctuations than the latter, so that the transition field boundary should shift to lower values with increasing temperature. However, this conclusion is tempered by the fact that the London approximation is unreliable at these high fields when vortex cores get close to each other so that our basic result may not be that reliable.

One interesting consequence of the orientational transition at  $5T$ , which might be measurable, is the change in the very low energy density of quasiparticle states. At least for a square lattice, Vishwanath [29] has shown that there are quasiparticle states with linear dispersion and that there is a very small gap arising from higher order terms in the quasiparticle velocity. If this kind of result carries through for a triangular lattice, then it might be an experimental way of observing the transition.

We have calculated here, for the first time, the actual energy of the structure sensitive term (Section III) and have found it to be small, of order a few degrees per vortex. Because of this reason, the transition might be difficult to observe, since pinning energies of larger size are generally present [30], unless the system is extremely perfect.

We have discussed in detail (Section II and III) the reason why our results differ from those obtained earlier. Basically, it has to do with the anisotropy of the nonlocal current current susceptibility, i.e. the fact that  $\chi_{xx}^p(\mathbf{G}) \neq \chi_{yy}^p(\mathbf{G})$ . The reason for this essentially is that we have an anisotropic superconductor. The  $\chi_{xx}^p$  and  $\chi_{yy}^p$  functions are plotted in Fig.5.

The question of a non triangular structure of the vortex lattice in cuprates has attracted considerable experimental attention [6–8], especially since it has become established that they are  $d_{x^2-y^2}$  superconductors. Earlier small angle neutron scattering measurements [7] were on highly twinned 123 crystals, so that the observation of four fold diffraction symmetry does not imply rectangular /square lattice. Moreover, the positional order is very poor. A more recent experiment [8] on untwinned 123 single crystals shows much better translational order (higher  $G$  peaks are resolved for the first time) and a triangular lattice with axes oriented along  $a$ , distorted because of  $a$ - $b$  asymmetry. The authors find no structural transitions upto 4T with field along  $c$ -axis. They however find a transition from a triangular lattice oriented along  $a$  to one oriented along the  $b$  axis at a field of about 3.8T, oriented at  $33^\circ$  to the  $c$  axis. This is certainly quite different from the transition to a triangular lattice at  $45^\circ$  to  $a$  axis at 5T predicted by us. As Johnson et al point out [8] the observed transition could be due to the presence of chains in 123, and the novel  $ab$ - $c$  anisotropy caused by it (which may have a strong effect on many physical properties). In order to seriously explore our conclusions, one needs to do experiments on cuprates without chains and ideally with tetragonal symmetry, as again mentioned by Johnson et al [8].

### ACKNOWLEDGMENTS

We acknowledge support from the JNC India and the US-India ONR funded project No. N00014-97-0988.

- 
- \* Also at Condensed Matter Theory Unit, JawaharlalNehru Centre for Advanced Scientific Research, Jakkur, Bangalore 560 064,India.
- † Present address: Department of Physics, 104 Davey Laboratory, The Pennsylvania State University, University Park, PA 16802.
- [1] A. A. Abrikosov, Sov. Phys. JETP **5**, 1174 (1957).
- [2] U. Essmann and H. Trauble, Phys. Lett. **24A**, 526 (1967).
- [3] H. F. Hess, R. B. Robinson, R. C. Dynes, J. M. Valles, Jr., and J. V. Waszczak, Phys. Rev. Lett. **62**, 214 (1989).
- [4] R. N. Kleiman, C. Broholm, G. Aeppli, E. Bucher, N. Stucheli, D. J. Bishop, K. N. Clausen, K. Mortensen, J. S. Pedersen, and B. Howard, Phys. Rev. Lett. **69**, 3120 (1992).
- [5] T. M. Riseman, P. G. Kealey, E. M. Forgan, A. P. Mackenzie, L. M. Galvin, A. W. Tyler, S. L. Lee, C. Ager, D. McK. Paul, C. M. Aegerter, R. Cubitt, Z. Q. Mao, T. Akima, and Y. Maeno, Nature (London) **396**, 242 (1998); P. G. Kealey, T. M. Riseman, E. M. Forgan, L. M. Galvin, A. P. Mackenzie, S. L. Lee, D. McK. Paul, R. Cubitt, D. F. Agterberg, R. Heeb, Z. Q. Mao, and Y. Maeno, Phys. Rev. Lett. **84**, 6094 (2000).
- [6] I. Maggio-Aprile, Ch. Renner, A. Erb, E. Walker, and  $\phi$ . Fischer, Phys. Rev. Lett. **75**, 2754 (1995).
- [7] B. Keimer, W. Y. Shih, R. W. Erwin, J. W. Lynn, F. Dogan, and I. A. Aksay, Phys. Rev. Lett. **73**, 3459 (1994).
- [8] S. T. Johnson, E. M. Forgan, S. H. Lloyd, C. M. Aegerter, S. L. Lee, R. Cubitt, P. G. Kealey, C. Ager, S. Tajima, A. Rykov, and D. McK. Paul, Phys. Rev. Lett. **82**, 2792 (1999).
- [9] M. Ichioka, N. Hayashi, N. Enomoto, and K. Machida, Phys. Rev. B **53**, 15 316 (1996).
- [10] H. Won and K. Maki, Phys. Rev. B **53**, 5927 (1996).
- [11] I. Affleck, M. Franz, and M. H. S. Amin, Phys. Rev. B **55**, R704 (1997).
- [12] M. Franz, I. Affleck, and M. H. S. Amin, Phys. Rev. Lett. **79**, 1555 (1997).
- [13] M. H. S. Amin, I. Affleck, and M. Franz, Phys. Rev. B **58**, 5848 (1998).
- [14] G. Blatter, M. V. Feigel'man, V. B. Geshkenbein, A. I. Larkin, and V. M. Vinokur, Rev. Mod. Phys., **66**, 1125 (1994); A. Schilling, R. A. Fisher, N. E. Phillips, U. Welp, D. Dasgupta, W. K. Kwok, and G. W. Crabtree, Nature (London) **382**, 791 (1996); R. J. Drost, C. J. van der Beek, J. A. Heijn, M. Konczykowski, and P. H. Kes, Phys. Rev. B **58**, R615 (1998); S. L. Lee, C. M. Aegerter, S. H. Lloyd, E. M. Forgan, C. Ager, M. B. Hunt, H. Keller, I. M. Savic, R. Cubitt, G. Wirth, K. Kadowaki, and N. Koshizuka, Phys. Rev. Lett. **81**, 5209 (1998); M. J. W. Dodgson, V. B. Geshkenbein, and G. Blatter, Phys. Rev. Lett. **83**, 5358 (1999); C. J. van der Beek, M. Konczykowski, R. J. Drost, P. H. Kes, N. Chikumoto, S. Bouffard, Phys. Rev. B **61**, 4259 (2000); M. Muller, D. A. Gorokhov, and G. Blatter, Phys. Rev. B **64**, 134523 (2001).
- [15] W. N. Hardy, D. A. Bonn, D. C. Morgan, R. Liang, and K. Zhang, Phys. Rev. Lett. **70**, 3999 (1993); D. A. Wollman, D. J. van Harlingen, W. C. Lee, D. M. Ginsberg, and A. J. Leggett, Phys. Rev. Lett. **71**, 2134 (1993); C. C. Tsuei, J. R. Kirtley, C. C. Chi, L. S. Yu-Jajnes, A. Gupta, T. Shaw, J. Z. Sun, and M. B. Ketchen, Phys. Rev. Lett. **73**, 593 (1994).
- [16] H. Ding, M. R. Norman, J. C. Campuzano, M. Randeria, A. F. Bellman, T. Yokoya, T. Takahashi, T. Mochiku, and K. Kadowaki, Phys. Rev. B **54**, R9678 (1996).
- [17] D. A. Bonn, P. Dosanjh, R. Liang, and W. N. Hardy, Phys. Rev. Lett. **68**, 2390 (1992); K. Krishana, J. M. Harris, and

- N. P. Ong, Phys. Rev. Lett. **75**, 3529 (1995); K. Krishana, N. P. Ong, Y. Zhang, Z. A. Xu, R. Gagnon, and L. Taillefer, Phys. Rev. Lett. **82**, 5108 (1999); A. Hosseini, R. Harris, S. Kamal, P. Dosanih, J. Preston, R. Liang, W. N. Hardy, and D. A. Bonn, Phys. Rev. B **60**, 1349 (1999).
- [18] M. R. Norman, M. Randeria, H. Ding, and J. C. Campuzano, Phys. Rev. B **52**, 615 (1995).
- [19] K. A. Moler, D. J. Baar, J. S. Urbach, R. Liang, W. N. Hardy, and A. Kapitulnik, Phys. Rev. Lett. **73**, 2744 (1994); B. Revaz, J.-Y. Genoud, A. Junod, K. Neumaier, A. Erb, and E. Walker, Phys. Rev. Lett. **80**, 3364 (1998); D. A. Wright, J. P. Emerson, B. F. Woodfield, J. E. Gordon, R. A. Fisher, and N. E. Phillips, Phys. Rev. Lett. **82**, 1550 (1999).
- [20] K. Krishana, N. P. Ong, Q. Li, G. D. Gu, and N. Koshizuka, Science **277**, 83 (1997); H. Aubin, K. Behnia, S. Ooi, and T. Tamegai, Phys. Rev. Lett. **82**, 624 (1999); B. Zeini, A. Freimuth, B. Buchner, R. Gross, A. P. Kampf, M. Klasner, and H. M.-Vogt, Phys. Rev. Lett. **82**, 2175 (1999); M. Chiao, R. W. Hill, C. Lupien, B. Popic, R. Gagnon, and L. Taillefer, Phys. Rev. Lett. **82**, 2943 (1999); N.P. Ong, K. Krishana, Y. Zhang, and Z.A. Xu, in *Physics and Chemistry of Transition Metal Oxides*, edited by H. Fukuyama and N. Nagaosa (Springer-Verlag, Berlin, 1999), p.202; Y. Ando, J. Takeya, Y. Abe, K. Nakamura, and A. Kapitulnik, Phys. Rev. B **62**, 626 (2000).
- [21] J.E. Sonier, J.H. Brewer, R.E. Kiefl, G.D. Morris, D.A. Bonn, J. Chakhalian, R.H. Heffner, W.N. Hardy, and R. Liang, Phys. Rev. Lett. **83**, 4156 (1999).
- [22] I. Kosztin and A. J. Leggett, Phys. Rev. Lett. **79**, 135 (1997).
- [23] A. Paramakanti, M. Randeria, T. V. Ramakrishnan, and S. S. Mandal, Phys. Rev. B **62**, 6786 (2000).
- [24] S. Kamal, R. Liang, A. Hosseini, D. A. Bonn, and W. N. Hardy, Phys. Rev. B **58**, R8933 (1998).
- [25] E. Dagotto, Rev. Mod. Phys., **66**, 763 (1994).
- [26] G. E. Volovik, JETP Lett. **58**, 469 (1993).
- [27] M. Franz, Z. Tesanovic, Phys. Rev. Lett. **84**, 554 (2000); O. Vafek, A. Melikyan, M. Franz, and Z. Tesanovic, Phys. Rev. B **63**, 134509 (2001).
- [28] L. Marinelli, B. I. Halperin, and S. H. Simon, Phys. Rev. B **62**, 3488 (2000).
- [29] A. Vishwanth, arXiv:con-mat/0104213.
- [30] See for example: C. Attanasio, L. Maritato, C. Coccorese, S. L. Prischepa, A. N. Lykov, and M. Salvato, Trans. Appl. Supercond. **5**, 1359 (1995).

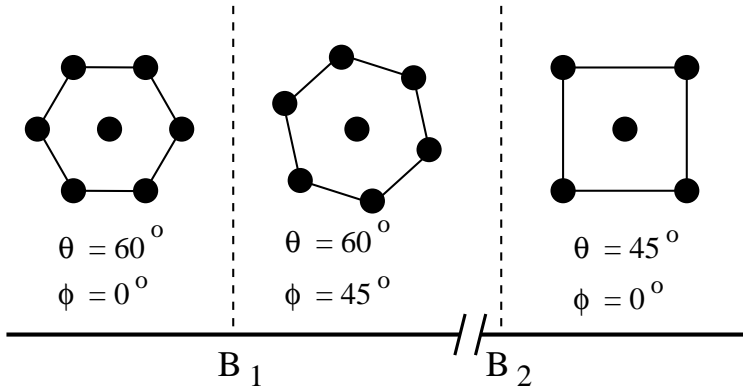


FIG. 1. Phase diagram for the structure of the vortex lattice. The position of the vortices are denoted by black filled circles.  $B_1$  and  $B_2$  are the fields at which the structural transitions take place as described in the text. The structures are shown diagrammatically.

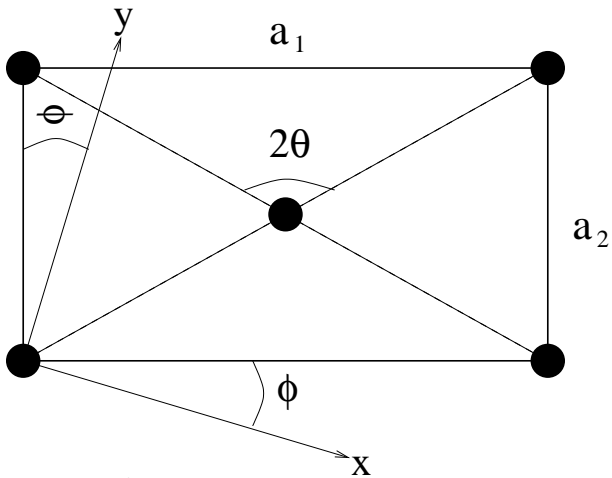


FIG. 2. A typical centered rectangular vortex lattice. Filled circles represent the position of the vortices in the lattice. The aspect ratio of the lattice is given by  $a_1/a_2 = \tan \theta$ . The angle  $\phi$  represents the inclination of the lattice with respect to the crystal axis which are parallel to  $x$  and  $y$  directions.

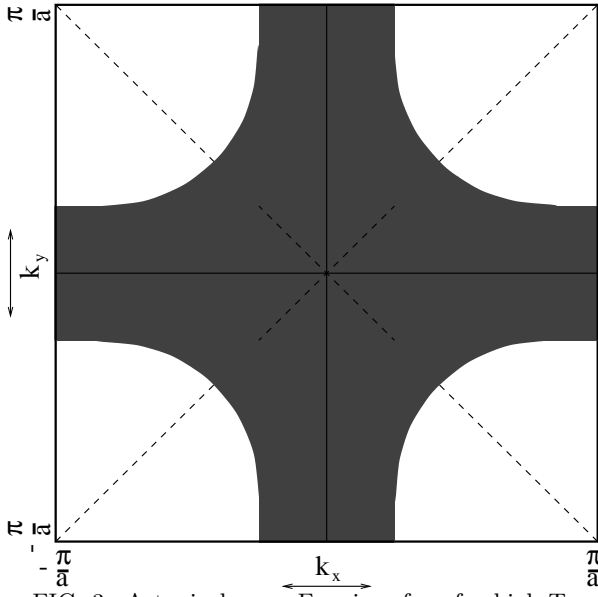


FIG. 3. A typical open Fermi surface for high- $T_c$  compounds which can be parametrized by a  $t - t'$  model. The shaded region denotes the occupied states with concentration  $1 - x$ , where  $x$  is the doping concentration. The superconducting state is gapless along the diagonals of the Brillouin zone

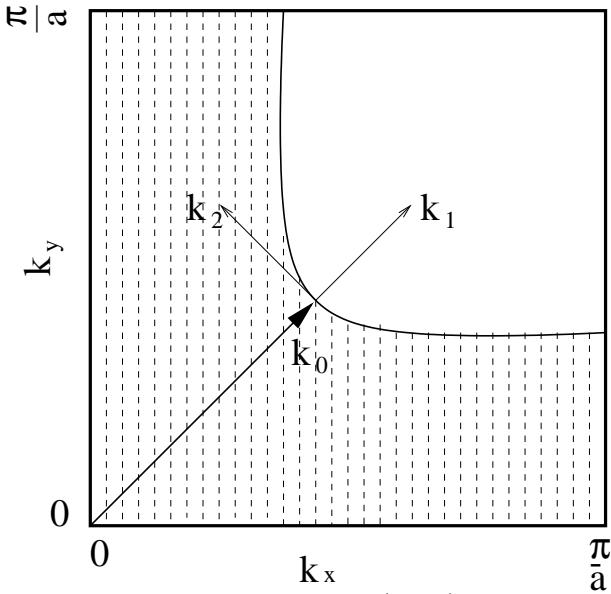
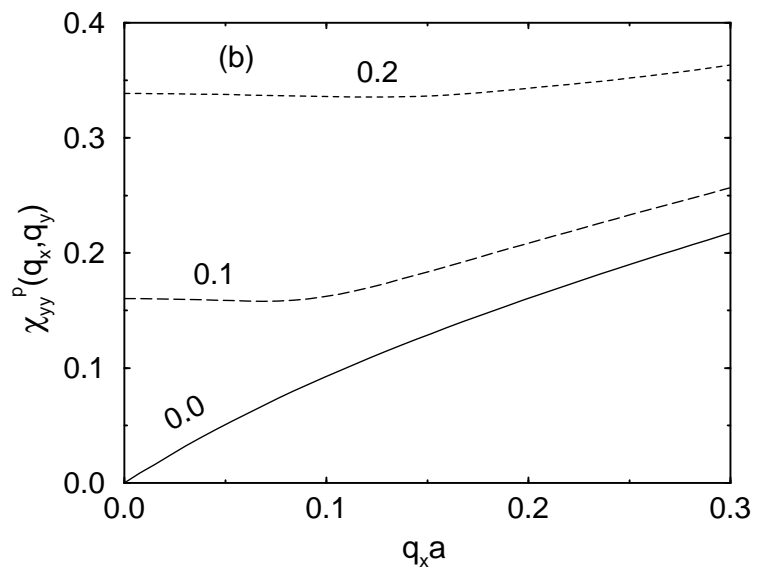
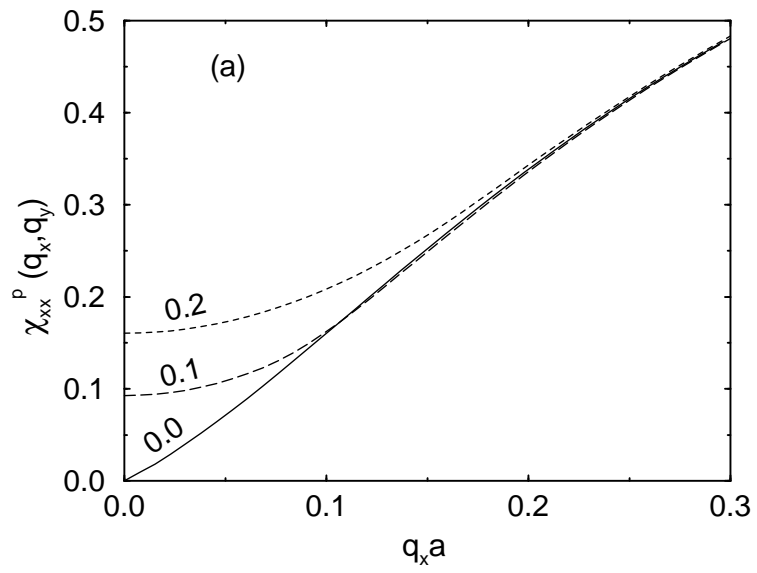


FIG. 4. New coordinate system  $(k_1, k_2)$  in the first quadrant of the atomic BZ is shown. Its origin is at the 'nodal' point at which the superconducting gap vanishes on the Fermi surface. The length of the nodal vector is  $k_0$ .



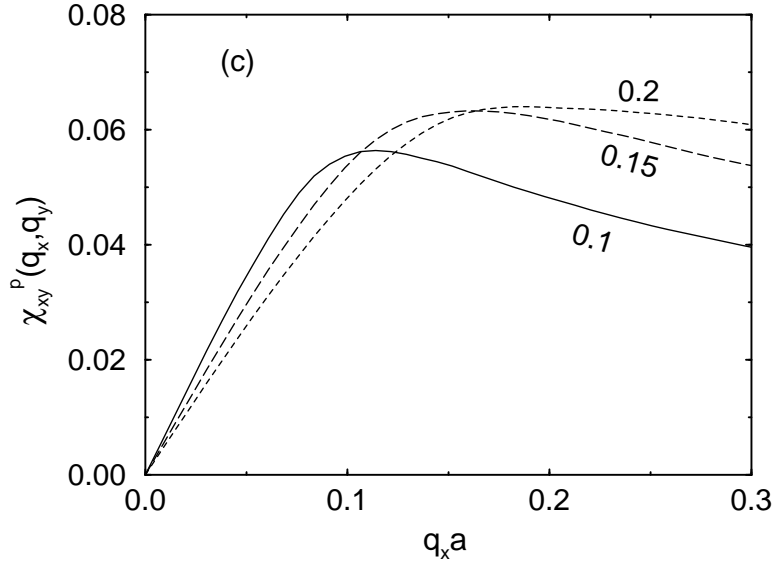


FIG. 5. Dimensionless susceptibilities (a)  $\chi_{xx}^p$ , (b)  $\chi_{yy}^p$  and (c)  $\chi_{xy}^p$  (in units of  $\chi_d$ ) plotted against small positive  $q_x a$ . The numbers associated with each curve are the corresponding values of  $q_y a$ . The susceptibilities for negative values of  $q_x$  and  $q_y$  are related to the same for positive values of  $q_x$  and  $q_y$  by the symmetries discussed in the text.

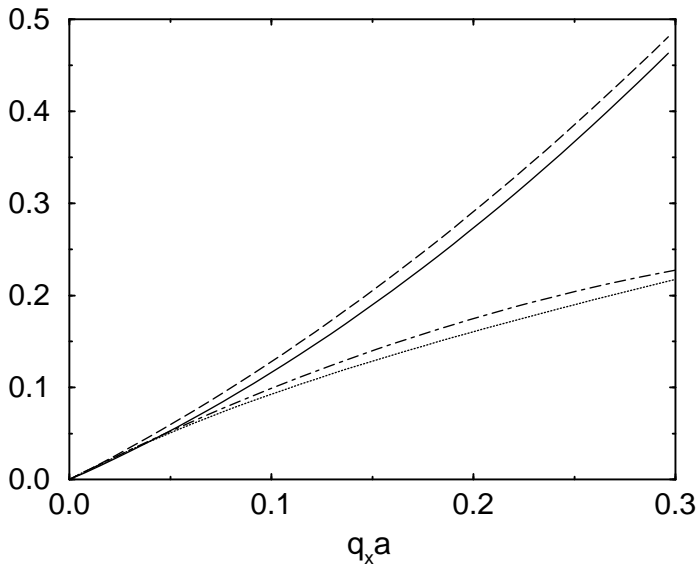


FIG. 6. Numerically (dashed and dotted lines) and semianalytically (solid and dot-dashed lines) obtained  $\chi_{xx}^p(q_x, 0)$  and  $\chi_{yy}^p(q_x, 0)$  (in units of  $\chi_d$ ) respectively.

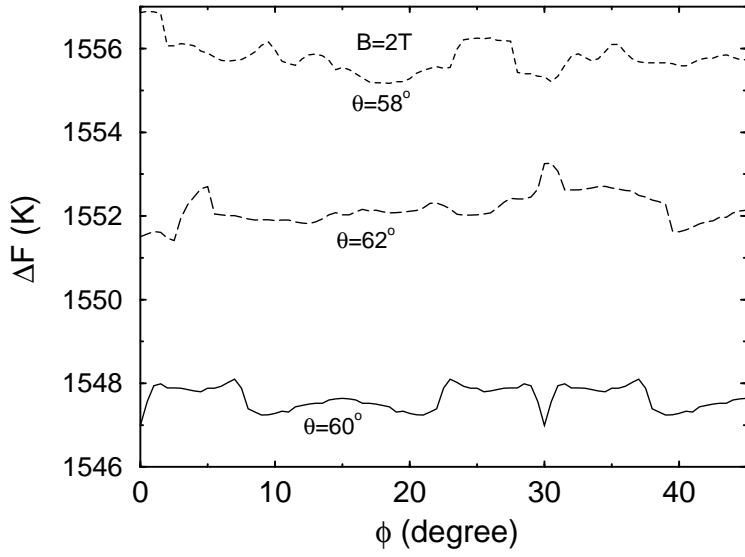
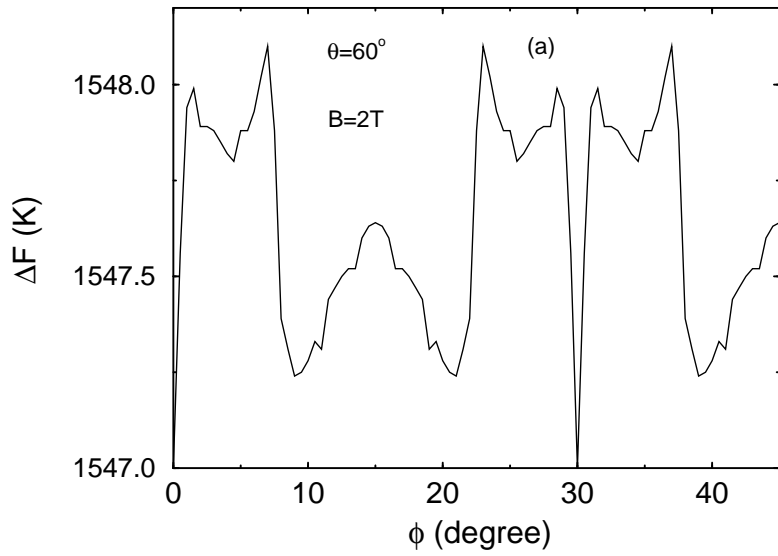


FIG. 7. Free energy per vortex as a function of  $\phi$  for  $\theta = 58^\circ$ ,  $60^\circ$  and  $62^\circ$  at 2 Tesla field.





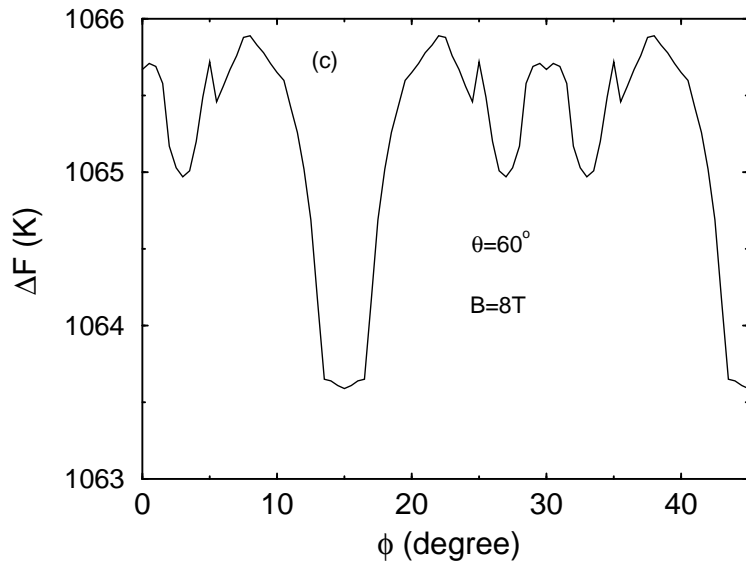
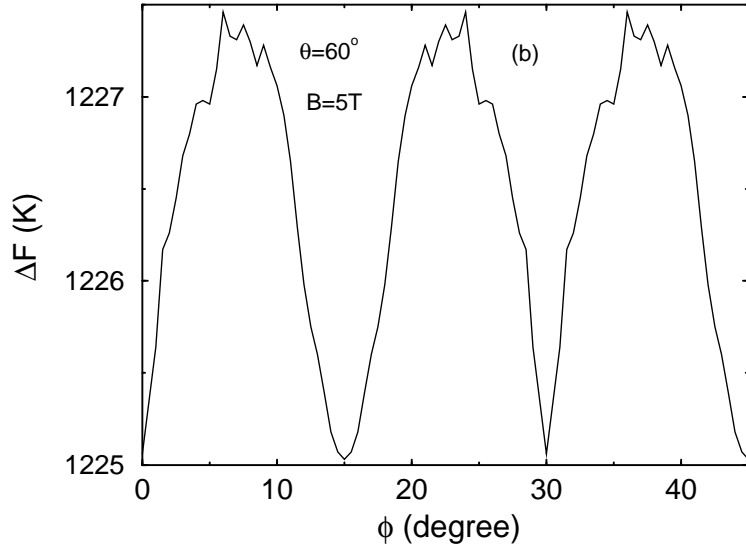


FIG. 8. Free energy per vortex for triangular lattice structure ( $\theta = 60^\circ$ ) as a function of its orientation angles  $\phi$  for (a)  $B = 2$ , (b)  $B = 5$ , and (c)  $B = 8$  Tesla fields.

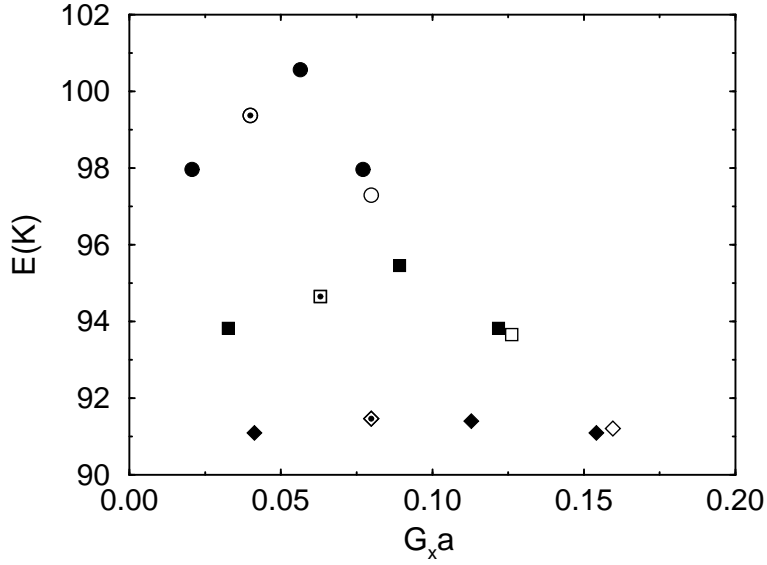


FIG. 9. The contributions to energy per vortex by the three lowest  $\mathbf{G}$  vectors of equal length for positive  $G_x$  at three different fields for two different commensurate orientations of triangular lattice. The open(closed) symbols represents  $0^\circ$ ( $45^\circ$ ) orientation of vortex lattice with respect to crystalline lattice. The open symbols with a dot in their centers correspond to energy for two different  $\mathbf{G}$  vectors with same  $G_x$ . The circles, squares and diamonds correspond to 2, 5, and 8 Tesla fields respectively.

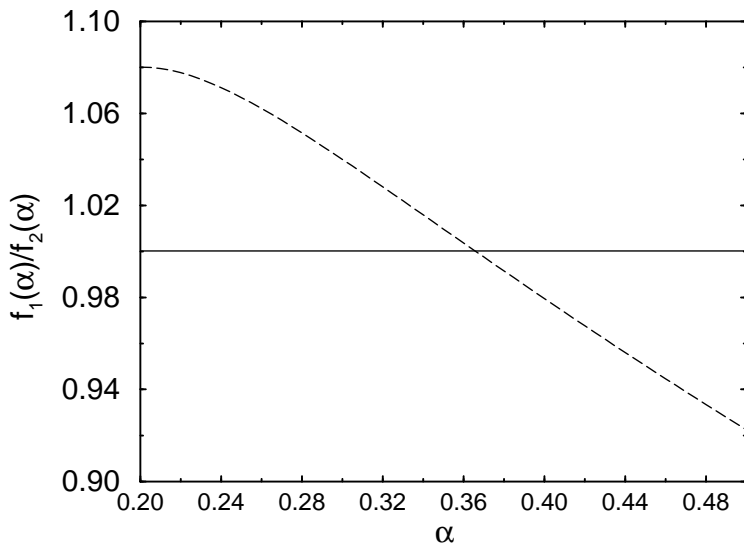


FIG. 10. The dashed line represents the ratio  $f_1(\alpha)/f_2(\alpha)$  as a function of  $\alpha$ . The solid line is a guide to the eyes for the value of the ratio 1.0.

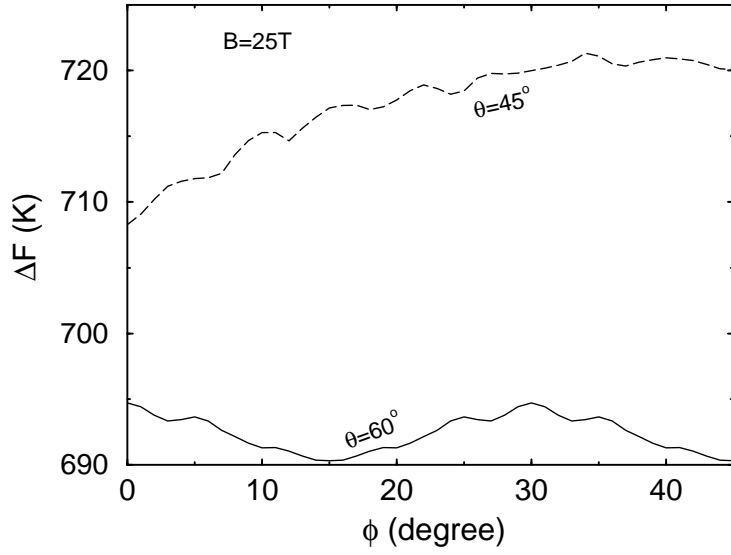


FIG. 11. Free energy per vortex as a function of  $\phi$  for  $\theta = 60^\circ$  and  $45^\circ$  at a high field  $B = 25$  Tesla.

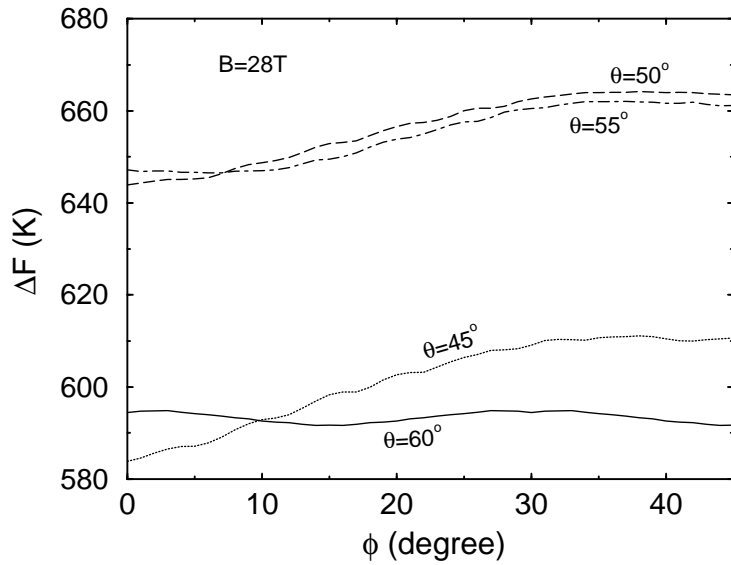


FIG. 12. Free energy per vortex as a function of  $\phi$  for  $\theta = 45^\circ, 50^\circ, 55^\circ$ , and  $60^\circ$  at  $B = 28T$  field. Clearly  $\Delta F$  is minimum for the structure corresponding th  $\theta = 45^\circ$  and  $\phi = 0^\circ$ .