

Force-induced unfolding of a homopolymer on fractal lattice: exact results vs. mean field predictions

Davide Marenduzzo¹, Amos Maritan^{1 2} and Flavio Seno³

¹ *International School for Advanced Studies, INFN, Via Beirut 2, 34014 Trieste Italy,*

² *Abdus Salam International Center for Theoretical Physics, Via Beirut 2, 34014 Trieste Italy,*

³ *INFN - Dipartimento di Fisica "G. Galilei" , Via Marzolo 8, 35100 Padova, Italy*

Abstract

We study the force-induced unfolding of a homopolymer on the three dimensional Sierpinski gasket. The polymer is subject to a contact energy between nearest neighbour sites not consecutive along the chain and to a stretching force. The hierarchical nature of the lattice we consider allows for an exact treatment which yields the phase diagram and the critical behaviour. We show that for this model mean field predictions are not correct, in particular in the exact phase diagram there is *not* a low temperature reentrance and we find that the force induced unfolding transition below the theta temperature is second order.

64.60.Cn, 87.15-v, 87.15.He, 05.10.Cc

The recent development of single molecule techniques have given experimentalists the opportunity to grab with suitable handles and mechanically manipulate, by means of optical tweezers [1] or cantilevers such as atomic force microscopes [2], proteins, molecular motors or DNA molecules. In this way it has become possible to measure or exert on these molecules forces in the piconewton range. In particular the effect of a stress on the giant molecule titin has been studied in [3–5] where it was found that a force induced unfolding transition takes place between a compact native like state and an extended state. The presence of strong hysteresis together with the rather abrupt jumps observed in the force vs. elongation curves suggest that the unfolding is a first order phase transition. On the theoretical side, many simple models have been proposed to make contact with these experiments (see e.g. [6–11] for the stretching of proteins and homopolymers, [12–15] for DNA unzipping and [16–18] for RNA unzipping). In particular, in Refs. [6,7] the authors study the force-induced unfolding of a homopolymer and a heteropolymer in the mean field approximation and find that in both cases the critical line separating the globule from the coil is re-entrant at low temperatures. This is analogous to what had been found for the phase boundary in the phase diagram valid for the DNA unzipping, where it has been proved exactly that in the presence of a pulling force mean field is correct [14].

When self-avoidance is incorporated in the models, exact results are rare and mean field treatments become popular. In this work, we study exactly the force-induced unfolding of a self-avoiding walk (SAW) on a fractal lattice, the three-dimensional Sierpinski Gasket (SG) [19,20]. This gasket has a fractal dimension $D_f = 2$, and this renders the system interesting from the theoretical point of view because we are below the upper critical dimension for theta collapse [21]. Mean field theory would predict a reentrance here because the hamiltonian compact walks in this lattice have nonzero entropy as compared to the zero entropy of the completely stretched coil (same argument as in [14]). However, the exact critical line that we find in the SG shows no reentrance. Similarly, by comparing the free energies of the globule and that of the coil one would naively expect a first order transition, whereas the exact calculation yields a second order transition. Though we cannot conclude from this

calculation that also on Euclidean lattices the situation will be analogous, we feel that this calculation should give a warning that the mean field prediction need not be correct. The presence or not of reentrance on Euclidean lattices together with the nature of transition is thus an intriguing question which deserves further work.

We consider a SAW on the three-dimensional SG (3DSG) [19,20], a hierarchical lattice with ramification number 4 and $D_f = 2$ (Fig. 1). We study the combined effect of a force \vec{f} which stretches the polymer along one edge of the SG (Fig. 1) together with a compacting self-attractive term, obtaining by assigning a weight $\exp(\beta\epsilon)$ ($\epsilon > 0$) every time two non consecutive sites of the SAW are nearest neighbour in the 3DSG. We call $\beta \equiv T^{-1}$ the inverse temperature. To describe the effect of the stretching force, we give each step of the walk an orientation and a weight $\exp(\beta f \Delta a)$, where $f \equiv |\vec{f}|$ is the modulus of \vec{f} and Δa is the projection of the oriented step along \vec{f} .

The calculation of the partition function and other thermodynamic quantities involves the evaluation of twenty-five generating functions (Fig. 2). Twelve generating functions involve contributions of a SAW which enters in the n -th order SG at one vertex and goes out at one other vertex. Other twelve generating functions arise when an (oriented) SAW starts from a vertex, goes out from another one and then re-enters the n -th order SG at a later stage. The last generating function is the void. The one-leg generating functions are labelled A_i , $i = 1, \dots, 12$, and the two-leg contributions B_i , $i = 1, \dots, 12$. One can write recursion relations for the generating functions by exactly enumerating all walks in the SG on the computer: one has to sum up the contributions of SAWs at the n -th order SG in order to generate SAWs in the $n + 1$ -th order SG.

The initial conditions for the generating functions are:

$$\begin{aligned}
 A_1 &= zy^{-1} & A_{2,3,4,8} &= zy^{-1/2} & & & & & (1) \\
 A_{5,9,10,11} &= zy^{1/2} & A_{6,7} &= z & A_{12} &= zy & & & \\
 B_{1,2,3,6} &= z^2 w^4 y^{-1} & B_{4,5,8,9} &= z^2 w^4 & B_{7,10,11,12} &= z^2 w^4 y & & &
 \end{aligned}$$

where z is the SAW step fugacity, $y \equiv \exp(\beta f)$, and $w \equiv \exp(\beta\epsilon)$, is the weight responsible

for the theta collapse in absence of force.

Note that, as is apparent from the above equations, we have adopted the convention that interactions are restricted to sites within the first order SG and moreover that after one SAW has touched one vertex in the SG it is obliged to exit from the SG at that order [20,22,23]. It has been proved that this approach is equivalent to the more general approach as regards universality of the phase transition [23].

When there is no pulling force the recursion relations simplify because:

$$A_i \equiv A \qquad B_i \equiv B \qquad \forall i = 1, \dots, 12, \qquad (2)$$

so one gets [20]:

$$\begin{aligned} A' &= A^2 + 2A^3 + 2A^4 + 4A^3B + 6A^2B^2, \\ B' &= A^4 + 4A^3B + 22B^4. \end{aligned} \qquad (3)$$

At non-zero \vec{f} , the equations retain the same structure but every B and every A has to be labelled by the appropriate number as found in the exact enumeration. To solve the model, we proceed as follows. First, we must find the fixed points of the recursion relations: in general, for every phase or critical point (line) there is a fixed point. Then, for every f and T fixed, we have to find the critical step fugacity, $z_c(\beta\epsilon, \beta f)$ such that the flux defined by the twenty-five recursion relations and initial conditions will bring the system in the fixed point corresponding to those values of f and T . This critical step fugacity $z_c(\beta\epsilon, \beta f)$ allows us to have a numerical expression for all the quantities we are interested in, namely, the free energy $F(\beta\epsilon, \beta f) \equiv \frac{1}{\beta} \log(z_c(\beta\epsilon, \beta f))$, the average elongation along the direction of the pulling force, $\langle x \rangle(\beta\epsilon, \beta f)$ and the average number of contacts, $\langle n \rangle(\beta\epsilon, \beta f)$, found by calculating the appropriate derivative of $F(\beta\epsilon, \beta f)$.

From the linearized recursion equations, it is possible to get the critical exponents of the phase transition. Every eigenvalue λ (there are at most as many such eigenvalues as there are recursion relations), of the linearized flux at given f and T defines two critical exponents, Y and ν , through:

$$\lambda \equiv 2^Y \equiv 2^{\frac{1}{\nu}} \quad (4)$$

where $\nu \equiv \frac{1}{Y}$ is defined in terms of the average squared elongation $\langle x^2 \rangle$ as $\langle x^2 \rangle \sim N^{2\nu}$ [21] for large values of the number of steps in the SAW, N .

Performing this analysis for our model, we find six different fixed points. At zero force, we re-obtain the fixed points given in [20]. In particular, for $T < T_\theta \equiv \frac{2}{\log(3)}$, the theta collapse temperature in the absence of force, there is a zero force compact fixed point for the recursion relations:

$$A_i = 0 \quad B_i = 22^{-1/3} \equiv B^* \quad \forall i = 1, \dots, 12. \quad (5)$$

For $T > T_\theta$, i.e. in the swollen phase, the fixed point that is approached is:

$$A_i \simeq 0.4294 \dots \quad B_i \simeq 0.04998 \dots \quad \forall i = 1, \dots, 12. \quad (6)$$

Just at criticality at the theta temperature, $T = T_\theta$, the fixed point is:

$$A_i = 1/3 \quad B_i = 1/3 \quad \forall i = 1, \dots, 12. \quad (7)$$

The corresponding critical indices ν (corresponding to the largest eigenvalues, λ_1 , in every one of the three regimes) are $1/2$, $0.5294 \dots$ and $0.7294 \dots$ respectively in the collapsed phase, at the theta point and in the swollen phase.

At $T < T_\theta$, there exists a critical line $f = f_c(T)$ separating a compact from an open phase. When $f < f_c(T)$ the recursion relations display another compact fixed point:

$$\begin{aligned} A_i &= 0 & \forall i &= 1, \dots, 12 & (8) \\ B_{4,5,8,9} &= 22^{-1/3} & B_{1,2,3,6} &= 0 & B_{7,10,11,12} &= +\infty \end{aligned}$$

The divergence arises from the pulling force and one can convince that the two leg generating functions are diverging (vanishing) for $L \rightarrow \infty$ (L is the system size, and one has $L = 2^{n-1}$ at the n -th level of iteration in the construction of the 3DSG) as y^L (y^{-L}). Consequently, we can eliminate the divergences if e.g. we multiply the diverging functions for B_1 , and

the vanishing ones for B_7 , and then take the square root of the result: if we do this all the two leg generating functions converge to the fixed point $22^{-1/3}$ as in the zero force compact phase. When the SAW is in the open phase ($f > f_c(T)$), the fixed point is:

$$\begin{aligned} A_i &= 0 & \forall i = 1, \dots, 11; & \quad A_{12} = 1 \\ B_i &= 0 & \forall i = 1, \dots, 12 \end{aligned} \tag{9}$$

Finally, when the force is exactly tuned at the critical line, the fixed point which is approached is:

$$\begin{aligned} A_i &= 0 \quad \forall i = 1, \dots, 11; \quad A_{12} = \frac{1}{1 + 6 * 22^{-2/3}} \sim 0.5668 \dots \equiv A^* \\ B_{4,5,8,9} &= 22^{-1/3} \quad B_{1,2,3,6} = 0 \quad B_{7,10,11,12} = +\infty \end{aligned} \tag{10}$$

again the square root of the products of one diverging two leg function times a vanishing two leg function is $22^{-1/3}$. We will see later that it is possible to justify the value found numerically also for the nonzero force system. The exponent ν is equal to $1/2$ for $f \leq f_c(T)$ and is 1 in the open phase.

In practice, by taking advantage of the knowledge of the fixed points, one can devise a convenient way to calculate numerically the critical force as a function of temperature. Once the critical step fugacity $z_c(\beta\epsilon, \beta f = 0)$, of the compact phase at a fixed temperature T , is known one can further fix z to this value, and then tune f in order to pass from the compact fixed point to the critical line fixed point (within the precision allowed by the computer). In order to have a sufficient accuracy in these calculations, it proved necessary to use a computer with quadruple precision.

The phase diagram obtained numerically is shown in Fig. 3. Two remarks are in order. First, we notice that there is no re-entrance in the critical line, the slope at $T = 0$ being approximately -0.05 . This is at variance with the prediction doable on the basis of mean field-like treatments (as those done e.g. in Refs. [6,7], see also below). Second, the behaviour of the critical line near T_θ is:

$$f_c(T) \sim (T_\theta - T)^{a=0.87 \pm 0.01}, \tag{11}$$

in agreement with the prediction $a = \frac{\nu_\theta}{\phi} = 0.868$, where ν_θ is the critical exponent of the end-to-end distance at the theta temperature and ϕ is the theta transition crossover exponent [21] (see below for an argument, leading to the behaviour in Eq. 11).

We report in Fig. 4 the plot of $\langle x \rangle$ vs. f at $T = 0.35$. This figure supports the hypothesis that the unfolding transition for the homopolymeric SAW on the 3DSG is second order. This is in agreement with the argument based on the recursion relations given below. Our belief supported by the exact numerics is that the transition is second order for any nonzero T and is first order only at $T = 0$.

We now present some arguments to interpret our results (based on the renormalization group (RG) flux). Even though to write explicitly the equations and to cope numerically with them it was necessary to put the force in step by step, it is equivalent to evolve the $f = 0$ generating functions (Eq. 3) and then put in the dependence on \vec{f} at every iteration by multiplying the generating functions times suitable powers of y . If we do this, we can exploit the symmetries of the problem which make so that before multiplying the generating functions times y dependent term, all one leg and two leg diagrams are separately equivalent. By noting the structure of the nonzero force fixed points, one can argue that the one leg generating functions must vanish in the compact phase like $A \sim C y_c^{-L}$, where $y_c \equiv \exp(\beta f_c(T))$ and C is a constant, for now undetermined. By matching the exponentials in Eq.3, we obtain that the two equations, when $T \ll T_\theta$ ($T \rightarrow 0$), can be approximated by:

$$A' = A^2 + 6A^2B^2, \quad B' = 22B^4. \quad (12)$$

The flux corresponding to these RG equations is shown in Fig. 5. The non-trivial fixed point, (A^*, B^*) with both A^* and B^* non-zero, is obtained with $B^* = 22^{-1/3}$ and $A^* = \frac{1}{1+6(B^*)^2}$. Thus $A \sim C y_c^{-L}$ as $L \rightarrow \infty$, with $C = A^*$. When $T \rightarrow 0$, we notice that the fixed points can be approached at once, i.e. since the initial condition, also in the original (not simplified) recursion relations, because the terms that should evolve to 0 have an initial value which is zero for $T \rightarrow 0$. As a consequence, as $T \rightarrow 0$, the phase boundary of Fig. 3 is found by matching the initial conditions with the fixed point values for A_{12} and any B . Thus the

critical line is found by solving this system:

$$\begin{aligned} z_c &= \exp(-2\beta\epsilon) (B^*)^{1/2}, \\ z_c &= \exp(-\beta f) A^*, \end{aligned} \tag{13}$$

where B^* and A^* are the nonzero fixed points of Eq. 12, corresponding to the critical force (such that $y^L A \sim 1$ for large L , see Eq.10). The critical line for $T \rightarrow 0$ is:

$$f_c(T) \sim 2\epsilon + T \log\left(\frac{A^*}{(B^*)^{1/2}}\right) \sim 2\epsilon - 0.0525\dots T, \tag{14}$$

so that $f_c(T)$ starts with negative slope as found numerically. For $f > f_c(T)$, the fixed point to be reached in the (A, B) plane of Fig. 5 is $(1, 0)$. We observe that for a small deviation from A^* the RG flux takes the SAW to the open fixed point by moving along the line $B(A)$, which we can find in the neighbourhood of (A^*, B^*) by requiring that it be a fixed line under the flux defined by the recursion equations. We require that $B(A) \sim B^* + c(\delta A)^\alpha$ in the neighbourhood of A^* . We thus need to solve the system:

$$\begin{aligned} A' &= [A^* + (\delta A)]^2 [1 + 6 [B^* + c(\delta A)^\alpha]^2] \\ B(A') &= 22 [B^* + c(\delta A)^\alpha]^4 \end{aligned} \tag{15}$$

in the unknown quantities c and α . We obtain $c = -1/12A^{*3}B^* \sim -1.2826\dots$ and $\alpha = 2$ so that the fixed line $B(A)$ approaches smoothly the fixed point at critical force. By inserting these values in the expression $B(A) \sim B^* + c(\delta A)^\alpha$ together with the ansatz:

$$z_c(\beta f_c, \beta\epsilon) - z_c(\beta f, \beta\epsilon) \sim (f - f_c)^\gamma, \tag{16}$$

one gets $\gamma = 2$ which implies $\langle x \rangle \sim (f - f_c)$ for $f \gtrsim f_c$ and the transition is second order. This argument is strictly valid for low T . However it is unlikely that the order of the transition could change along the phase boundary and this is also confirmed by our numerics. The situation at the point $T = 0$ is somewhat special: the entropy vanishes and balancing the energetic terms gives a first order transition.

One should notice the importance of the term $6A^2B^2$. Let us think of a mathematical simplified model in which the relevant equations are:

$$A' = A^2, \quad B' = 22B^4, \quad (17)$$

in which the mixed term (physically due to stretched walks that still make an extensive number of contacts) is suppressed. This corresponds to balancing the free energy of a stretched coil with that of a compact globule. In this simplified treatment the re-entrance is present, as can be expected from naive estimates of the ground state entropies of the stretched and compact state, and the transition is first order.

Finally, we argue that the exponent a in Eq.11 is given by $a = \frac{\nu\theta}{\phi}$ as anticipated above. Near T_θ at zero force the free energy behaves as $F(T) \sim (T_\theta - T)^{2-\alpha=\frac{1}{\phi}}$. For $f \gtrsim 0$, on the other hand, at $T = T_\theta$, the free energy behaves as $F(f) \sim f^{\frac{1}{\nu\theta}}$. Consequently, we get $a = \frac{\nu\theta}{\phi}$ in Eq. 11. This is in agreement with the result found in $d = 3$ in Ref. [8] where the exponents both take their mean field values (1/2), and also with the mean field analysis in Ref. [6,7] in which $\phi = 1$ and consequently $a = \nu$ (1/2 in the ideal case treated in [6,7]).

In conclusion, we presented an exact calculation of the phase diagram of a SAW in presence of a compacting contact energy and a stretching force. We deem it is interesting because it can be analyzed exactly. A mean field like treatment gives a reentrant boundary and a first order transition. Both these predictions are not confirmed by the exact treatment, which gives a critical line with a zero temperature negative slope and a second order transition. This has been explained in a simple way by analyzing a simplified version of the recursion relations, analogous to the real space RG equations. Whether or not the critical line in the hypercubic lattice shows reentrance is therefore not yet clear and appears to be an intriguing question. The 3DSG has $D_f = 2$ and so the most natural comparison is with the Monte-Carlo simulations performed in Ref. [8], which indeed gives a second order transition, even though we cannot be sure that the order of the transition is the same in the two-dimensional real and fractal lattices. The behaviour of the critical force near the theta point has been found and a general argument, valid also for hypercubic lattices, has been given in agreement with the result found here and also with the result found in $d = 3$ in [8].

This work was supported by cofin2001.

REFERENCES

- [1] B. Essevaz-Roulet, U. Bockelmann, F. Heslot, *Proc. Nat. Acad. Sci. USA* **94**, 11935 (1997).
- [2] M. Reif, H. Clausen-Schaumann, H. E. Gaub, *Nature Struc. Biol.* **6**, 346 (1999).
- [3] M. Rief *et al.*, *Science* **276**, 1109 (1997).
- [4] M. S. Kellermeyer *et al.*, *Science* **276**, 1112 (1997).
- [5] A. F. Oberhauser *et al.*, *Nature* **393**, 181 (1998).
- [6] P. L. Geissler, E. I. Shakhnovich, cond-mat/0107367.
- [7] P. L. Geissler, E. I. Shakhnovich, cond-mat/0111317.
- [8] P. Grassberger, H. Hsu, cond-mat/0111170.
- [9] M. Cieplak, T. X. Hoang, M. O. Robbins, cond-mat/0112200, cond-mat/0112201.
- [10] D. K. Klimov, D. Thirumalai, *Proc. Natl. Acad. Sci. USA* **96**, 6166 (1999).
- [11] H. Zhou, cond-mat/0112090.
- [12] S. M. Bhattacharjee, *J. Phys. A* **33**, L423 (2000); cond-mat/0010132.
- [13] D. K. Lubensky, D. R. Nelson *Phys. Rev. Lett.* **85**, 1572 (2000).
- [14] D. Marenduzzo, S. M. Bhattacharjee, A. Maritan, E. Orlandini, F. Seno, *Phys. Rev. Lett.* **88**, 028102 (2002).
- [15] E. Orlandini, S. M. Bhattacharjee, D. Marenduzzo, A. Maritan and F. Seno, *J. Phys. A* **34**, L751 (2001).
- [16] A. Montanari, M. Mezard, *Phys. Rev. Lett.* **86**, 356 (2001).
- [17] U. Gerland, R. Bundschuh, T. Hwa, *Biophys. J.* **81**, 1324 (2001).
- [18] S. Cocco, R. Monasson, J. F. Marko, *Proc. Natl. Acad. Sci. USA* **98**, 8608 (2001).

- [19] D. Dhar, *J. Math. Phys.* **18**, 577 (1977); D. Dhar, *J. Math. Phys.* **19**, 5 (1978).
- [20] D. Dhar, J. Vannimenus, *J. Phys. A* **20**, 199 (1987).
- [21] P. G. de Gennes, *Scaling concepts in Polymer Physics*, Cornell, Ithaca (1979).
- [22] E. Bouchaud, J. Vannimenus, *J. Physique France* **50**, 2931 (1987).
- [23] M. Knezevic, J. Vannimenus, *Phys. Rev. Lett.* **56**, 1591 (1986).

FIGURES

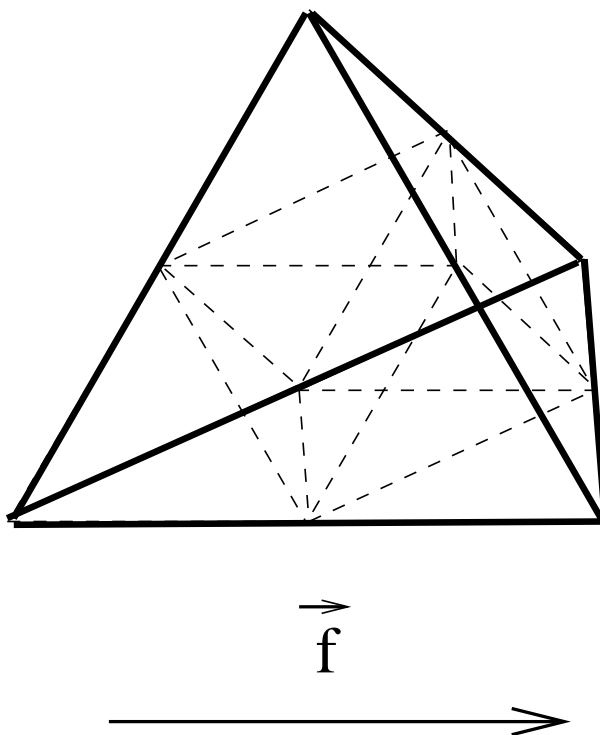
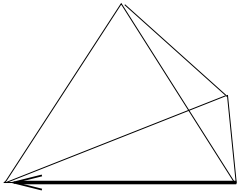
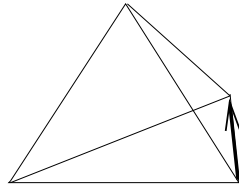


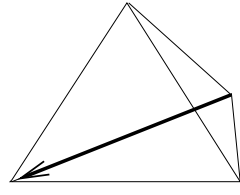
FIG. 1. In this figure we show the 3DSG at the second stage of iteration construction. Four tetrahedra (dashed lines) at the first order of iteration are put together in order to form the tetrahedron which constitutes the 3DSG at the second iteration (bold lines). The stretching force \vec{f} acts along one of the edges of the 3DSG and is also shown in the figure.



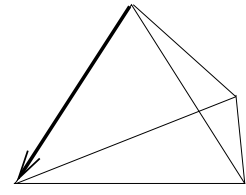
A₁



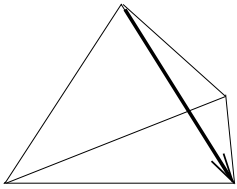
A₂



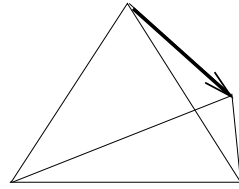
A₃



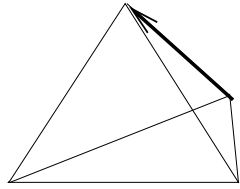
A₄



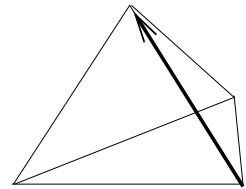
A₅



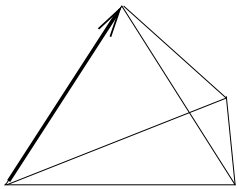
A₆



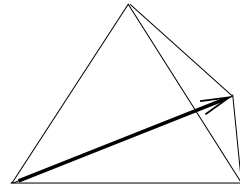
A₇



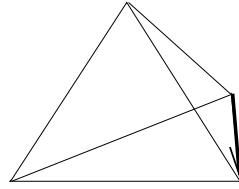
A₈



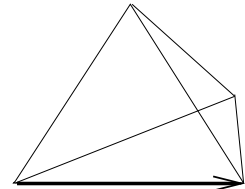
A₉



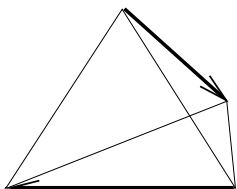
A₁₀



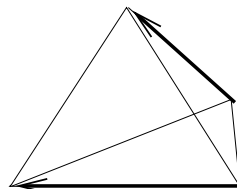
A₁₁



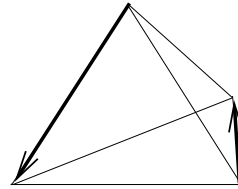
A₁₂



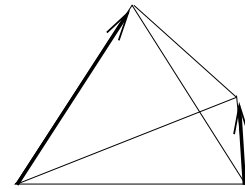
B₁



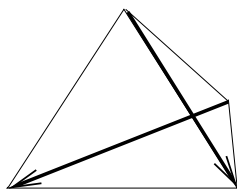
B₂



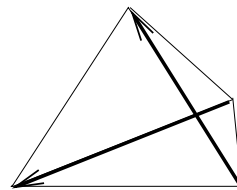
B₃



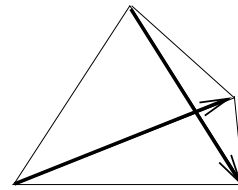
B₄



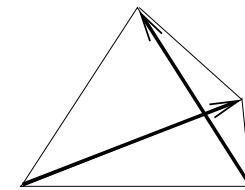
B₅



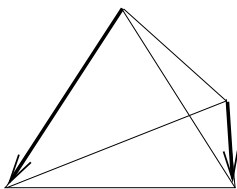
B₆



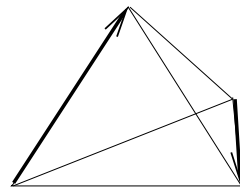
B₇



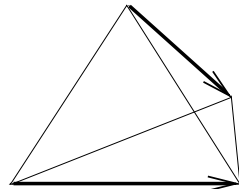
B₈



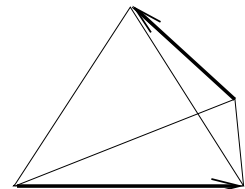
B₉



B₁₀



B₁₁



B₁₂

FIG. 2. In this figure we show the generating functions at the first order together with their names given in the text.

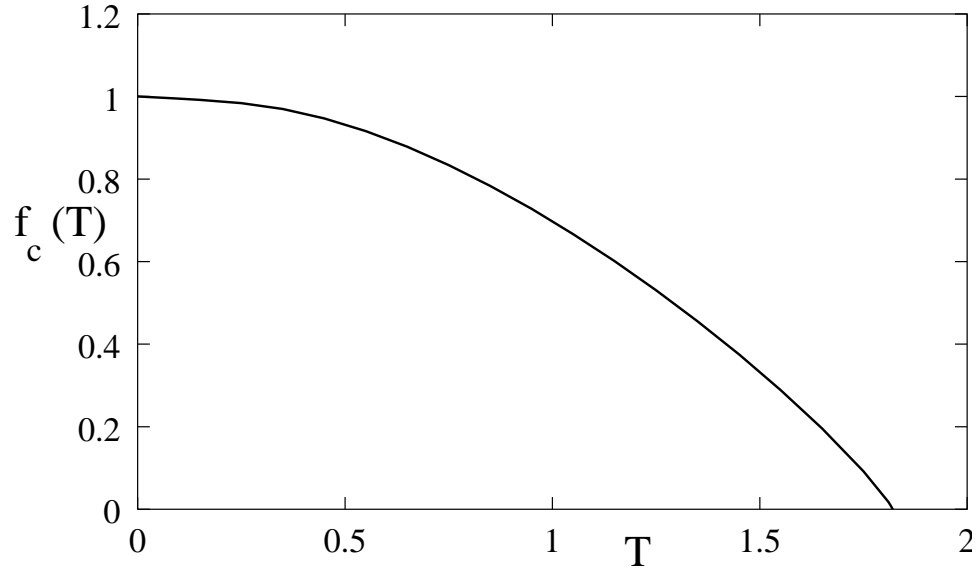


FIG. 3. Plot of the phase diagram on the 3DSG found numerically. In this figure we have taken $\epsilon = 1/2$ to make the calculations.

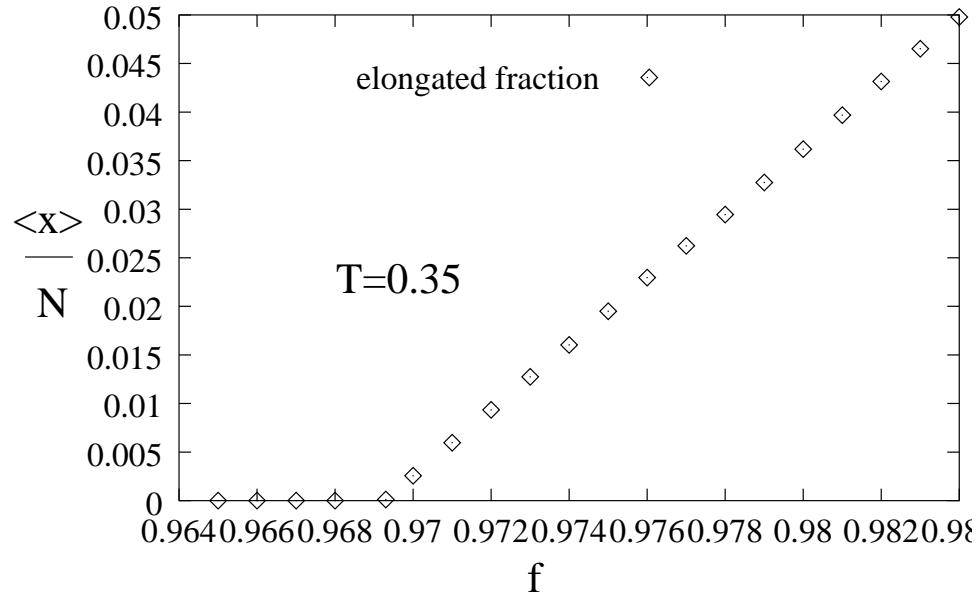


FIG. 4. Plot of the average elongation scaled by N in the thermodynamic limit as a function of f for $T = 0.35$. The critical force found numerically by imposing that the fixed point reached after iteration of the recursion is that of Eq. 10 is approximately $0.969\dots$. We have taken $\epsilon = 1/2$ in these calculations.

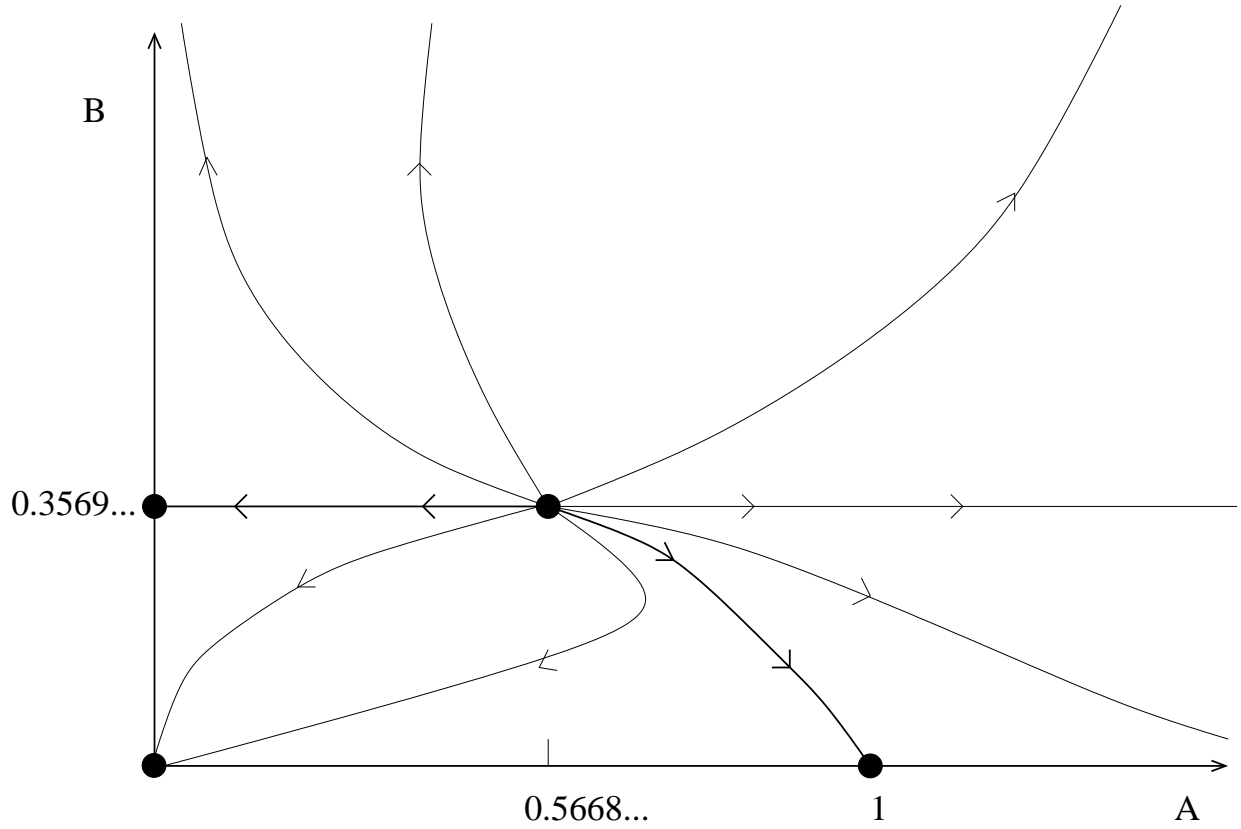


FIG. 5. Plot of the flux lines resulting from the simplified recursion relations corresponding to Eq. 12.