

BCS-like Superconductivity in MgCNi_3

J.-Y. Lin¹, P. L. Ho², H. L. Huang², P. H. Lin¹, Y.-L. Zhang³, R.-C. Yu³, C.-Q. Jin³, and H. D. Yang²

¹*Institute of Physics, National Chiao Tung University, Hsinchu 300, Taiwan ROC*

²*Department of Physics, National Sun Yat-Sen University, Kaohsiung 804, Taiwan ROC*

³*Institute of Physics, Center for Condensed Matter Physics and Beijing High Pressure Research center, Chinese Academy of Sciences, P. O. Box 603, Beijing 100080, PRC*

The low-temperature specific heat $C(T,H)$ of a new superconductor MgCNi_3 has been measured in detail. $\Delta C/\chi_n T_c = 1.97$ is estimated from the anomaly at T_c . At low temperatures, the electronic contribution in the superconducting state follows $C_{es}/\chi_n T_c \approx 7.96 \exp(-1.46 T_c/T)$. The magnetic field dependence of $\chi(H)$ is found to be linear with respect to H . T_c estimated from the McMillan formula agrees well with the observed value. All the specific heat data appear to be consistent with each other within the moderate-coupling BCS context. It is amazing that such a superconductor unstable to ferromagnetism behaves so conventionally. The Debye temperature $\Theta_D = 287$ K and the normal state $\chi_n = 33.6$ mJ/mol K² are determined for the present sample. Discussions on the existence of a small magnetic coupling and unconventional order parameter are also presented.

PACS numbers: 74.25.Bt; 74.25.Jb; 74.60.Ec

The newly discovered superconductivity in MgCNi_3 has been a surprise [1]. Though with $T_c \leq 8$ K which is lower than that of the other new intermetallic superconductor MgB_2 [2], MgCNi_3 is interesting in many ways and has attracted much attention. Being a perovskite superconductor like $\text{Ba}_{1-x}\text{K}_x\text{BiO}_3$ and cuprate superconductors, MgCNi_3 is special in that it is neither an oxide nor does it contain any copper. According to the past experience with cuprates, both dimensionality and the carrier number in a perovskite can be relatively easily manipulated by either changing the composition or by doping. Therefore, it is likely that some future MgCNi_3 -related superconductors would have much higher T_c . Meanwhile, MgCNi_3 can be regarded as fcc Ni with only one quarter of Ni

replaced by Mg and with C sitting on the octahedral sites. Since Ni is ferromagnetic, the occurrence of superconductivity in MgCNi_3 is really surprising. Actually, there has been a theoretical prediction that MgCNi_3 is unstable to ferromagnetism upon doping with 12% Na or Li [3]. In this context, MgCNi_3 could be a superconductor near the ferromagnetic quantum critical point [4,5]. A possible magnetic coupling strength due to spin fluctuations was proposed [6]. Even more, a p -wave pairing in MgCNi_3 was suggested to be compatible with the strong ferromagnetic spin fluctuations [3]. If it were a p -wave superconductor, it would be the one with highest T_c (e.g., compared to Sr_2RuO_4 with $T_c \leq 1.5$ K). To critically examine these interesting scenarios, fundamental properties

have to be experimentally established. Nevertheless, there has been no reliable report on fundamental parameters like the Debye temperature Θ_D . The values of coupling strength from different experiments were inconsistent with each others [7,8]. Nor does there exist a consensus on the superconducting pairing symmetry. For example, NRM experiments revealed an s -wave pairing in MgCNi_3 [7], while the tunneling spectra indicated an unconventional pairing state [8]. To shed light on this puzzling status, we have measured the low-temperature specific heat C of a polycrystalline MgCNi_3 with magnetic fields up to 8 T. In this Letter, we present the detailed thermodynamic data and the derivations of some fundamental parameters from them. Most importantly, *it is found that MgCNi_3 possesses BCS-like $C(T)$ in the superconducting state.*

The MgCNi_3 sample was prepared based on the procedure described in [1]. The starting materials were magnesium powder, glass carbon, and nickel fine powder. The raw materials were thoroughly mixed, then palletized and wrapped with Ta foil before sealed into an evacuated quartz tube. The sample was first sintered at 600°C for a short time and ground before further treated in a similar way at 900°C for 3 hours. The x-ray diffraction pattern revealed the nearly single phase of MgCNi_3 structure. Details of the sample preparation and characterization will be published elsewhere [9]. The bulk superconductivity was confirmed by both magnetization and specific heat measurements. Temperature dependence of resistivity $\rho(T)$ showed a similar curve as reported in the literatures [1,10]. For the present sample, $\rho=217$ and $93 \mu\Omega \text{ cm}$ at $T=300$ and 10 K, respectively.

It is well known that T_c significantly depends on the real carbon content in the nominal MgCNi_3 [1,11]. Magnetization, specific heat, and resistivity measurements all showed a superconducting onset at about 7 K in the present sample. The resistivity transition width is 0.5 K, while thermodynamic T_c determined from $C(T)$ is 6.4 K (see below). $C(T)$ was measured using a ^3He thermal relaxation calorimeter from 0.6 to 10 K with magnetic fields H up to 8 T. Detailed description of the measurements can be found in [12].

$C(T)$ of MgCNi_3 with $H=0$ to 8 T is shown in Fig. 1 as C/T vs. T^2 . The superconducting anomaly at $H=0$ is much sharper than that in Ref. [1], indicating high quality of the sample, and clearly persists even with H up to 8 T. It is noted that C/T shows an upturn at very low temperatures. This upturn disappears in high H , which is a manifestation of the paramagnetic contribution like the Schottky anomaly. The normal state $C_n(T)=\kappa_n T+C_{\text{lattice}}(T)$ was extracted from $H=8$ T data between 4 and 10 K by $C(T, H=8\text{T})=\kappa_n T+C_{\text{lattice}}(T)+nC_{\text{Schottky}}(g\sim H/k_B T)$, where the third term is a 2-level Schottky anomaly. $C_{\text{lattice}}(T)=\gamma T^3+\alpha T^5$ represents the phonon contribution. It is found that $\kappa_n=33.6 \text{ mJ/mol K}^2$, and Θ_D derived from C_{lattice} is 287 K. The concentration of paramagnetic centers can be estimated to be the order of 10^{-3} , consistent with the estimate from the magnitude of the low temperature upturn. With a dominant content of Ni in this compound, this number is understandable and the paramagnetic contribution was indeed observed in the magnetization measurements, too [9].

To elucidate superconductivity in MgCNi_3 , it is of interest to derive $\Delta C(T)=$

$C(T) - C_{\text{lattice}}(T) - \kappa_n T$. The resultant $\Delta C(T)/T$ at $H=0$ is shown in Fig. 2(a). By the conservation of entropy around the transition, the dimensionless specific jump at T_c $\Delta C/\kappa_n T_c = 1.97 \pm 0.10$ as shown in Fig. 2(b). This value of $\Delta C/\kappa_n T_c$ is very close to that in [1], though with a sharper transition in the present work. If the relation of $\Delta C/\kappa_n T_c = (1.43 + 0.942 J^2 - 0.195 J^3)$ [13] is adapted as was in Ref. [1], the coupling constant J is estimated to be 0.83. Both values of $\Delta C/\kappa_n T_c$ and J suggest that MgCNi₃ is a moderate-coupling superconductor rather than weak-coupling. To compare $\Delta C(T)$ of MgCNi₃ with a BCS one, $\Delta C(T)/T$ from the BCS model with $2\Delta/kT_c = 4$ was plotted as the solid line in Fig. 2(a). There was no attempt to fit data with the BCS model. The choice of $2\Delta/kT_c = 4$ instead of the weak-coupling value 3.53 was somewhat arbitrary and was to account for the larger $\Delta C/\kappa_n T_c = 1.97$ than the weak-limit one 1.43. However, it is noted that already the data can be well described by the solid line at least qualitatively, except the low temperature part which suffer contamination from the magnetic contribution. With this very magnetic contribution, it is difficult to check the thermodynamic consistency. Nevertheless, if the data below 3 K are replaced by the solid line, entropy is conserved as shown in the inset of Fig. 2(a).

To further examine $C_{\text{es}} \equiv C(T, H) - C_{\text{lattice}}(T)$, $C_{\text{es}}(T)/\kappa_n T_c$ vs. T_c/T for $H=0$ was plotted in Fig. 3. The fit of data between 2 and 4.5 K leads to $C_{\text{es}}/\kappa_n T_c = 7.96 \exp(-1.46 T_c/T)$. Both the values of the prefactor and the coefficient in the exponent are typical for BCS superconductors. Since the magnetic contribution would make C_{es} overestimated at low temperatures, the value of

1.46 in the exponent is probably slightly underestimated. This is in contrast to the case of MgB₂, in which $C_{\text{es}} \propto \exp(-0.38 T_c/T)$ [12,14]. This small coefficient in the exponent for MgB₂ is usually attributed to a multi-gap order parameter.

In magnetic fields, $C_{\text{es}}(T, H) \approx C_{\text{es}}(T, H=0) + \kappa(H)T$ [15,16]. For a gapped superconductor, $\kappa(H)$ is expected to be proportional to H [17]. For nodal superconductivity, $\kappa(H) \propto H^{1/2}$ is predicted [18]. Actually, $\kappa(H)$ of cuprate superconductors has been intensively studied in this context [19]. To try to figure out $\kappa(H)$ in MgCNi₃, $C(T, H)/T$ vs. H at $T=0.6$ K and 2 K is shown in Fig. 4(a) and (b), respectively. For the magnetic contribution is rather significant for low field data at 0.6 K, only data with $H \geq 4$ T are shown in Fig 4(a). The data clearly follow a straight line passing through the origin, which suggests $\kappa \propto H$. At $T=2$ K, the magnetic contribution is not so significant as at 0.6 K. Thus C/T data in all magnetic fields are shown. As seen in Fig. 4(b), all high field data can be well described by the straight line, indicating again a linear H dependence of κ . Data below $H=1$ T begin to deviate from the linear behavior due to flux line interactions at low H , as nicely demonstrated in [15]. The straight line passes through the origin in Fig 4(a), which implies that the flux line interactions are relatively insignificant compared to the core contribution at very low temperatures. This trend was also observed in [15]. The slopes $d\kappa/dH$ in Fig. 4(a) and (b) are 3.17 ± 0.02 and 3.15 ± 0.08 mJ/mol K² T, respectively. These identical values at different temperatures suggest that the relation $\kappa \propto H$ is genuine. On the other hand, one could try to fit the data in Fig. 4(b) by $\kappa(H) \propto H^{1/2}$.

The results are represented by the dashed line in Fig. 4(b). Apparently, the data can not be well described in this manner, in contrast to the nice $\kappa(H) \propto H^{1/2}$ relation found in cuprates [20-24]. Using $\kappa(H) = \kappa_n(H/H_{c2})$, $H_{c2}=10.6$ T for the present sample, which is close to that estimated from dH_{c2}/dT_c by the WHH formula [25]. This value is smaller than what was found in [10], probably due to different carbon contents since T_c of the present sample is also lower than that in [10].

Due to the proximity of ferromagnetism, superconducting order parameter in MgCNi_3 was expected to be p -wave by [3] and others. However, it is noted that the s -wave superconductivity in weak ferromagnetism phase was once proposed [4]. Since there is no evidence for nodal lines of order parameter from the specific heat data, nature must have chosen the gapped order parameter like $x+iy$ if it was p -wave in MgCNi_3 . To further investigate this issue, T_c can be estimated by the McMillan formula

$T_c = (\hbar \tilde{S}_D / 1.45) \exp\{-1.04(1+\lambda)/[\lambda - \tilde{*}(1+0.62\lambda)]\}$, where $\tilde{*}$ characterizes the electron-electron repulsion [26]. Taking the Fermi energy $E_F \approx 6$ eV from the energy band calculations [3,6], $\tilde{*}$ is estimated to be 0.15, and $T_c=8.5$ K is thus estimated by the above McMillan formula with $\lambda=0.83$. This impressing agreement with the observed T_c implies that the magnetic coupling strength λ_{spin} , if it existed, would be very small. This is consistent with the conclusion reported in [27]. For comparison, $\lambda_{\text{spin}}=0.1$ would probably lower T_c to 3.7 K. Should such a small λ_{spin} have turned the order parameter into p -wave pairing, the physics would have been unusual. It is instructive to compare the physical parameters

of MgCNi_3 with those of $\text{Nb}_{0.5}\text{Ti}_{0.5}$ and Nb, which are two s -wave superconductors. The results are listed in Table I. It seems that MgCNi_3 appears ordinary among these superconductors. H_{c2} of Nb is much smaller than those of the others because $\text{Nb}_{0.5}\text{Ti}_{0.5}$ and MgCNi_3 are typical type II superconductors while Nb is nearly type II. (The coherence length $\xi \approx 5.6$ nm in the present MgCNi_3 sample, and the preliminary magnetization measurements suggest a penetration depth $\lambda_L=128\text{-}180$ nm [9].)

In conclusion, we have presented high quality data of $C(T,H)$ in MgCNi_3 . Parameters like $\Delta C/\kappa_n T_c$, Θ_D , and κ_n are well determined. Most importantly, both the analysis of the data themselves and the comparative studies with other s -wave superconductors show that all the specific heat data in MgCNi_3 are consistent with each other within the moderate-coupling BCS context. It is amazing that such a superconductor unstable to ferromagnetism behaves so conventionally. This makes the future investigation on the order parameter in the proposed 12% Li-doped MgCNi_3 , if it is a ferromagnetic superconductor, even more interesting [3].

We are grateful to B. Rosenstein for discussions on p -wave pairing. Technical help from S. H. Lin and P. C. Chun was appreciated. This work was supported by National Science Council, Taiwan, Republic of China under contract Nos. NSC90-2112-M-110-012 and NSC90-2112-M-009-025.

References

- [1] T. He, A. P. Ramirez, Y. Wang, K. A. Regan, N. Rogado, M. A. Hayward, M. K. Hass, J. S. Slusky, K. Inumaru, H. W. Zandbergen, N. P. Ong, and R. J. Cava, *Nature* **411**, 54 (2001).

- [2] J. Nagamatsu, N. Nakagawa, T. Muranaka, Y. Zenitani, and J. Akimitsu, *Nature* **410**, 63 (2001).
- [3] H. Rosber, R. Weht, M. D. Johannes, W. E. Pickett, and E. Tosatti, *Phys. Rev. Lett.* **88**, 027001 (2002)
- [4] K. B. Blagoev, J. R. Engelbrecht, and K. S. Bedell, *Phys. Rev. Lett.* **82**, 133 (1999).
- [5] Z. Wang, W. Mao, and K. Bedell, *Phys. Rev. Lett.* **87**, 257001 (2001).
- [6] D. J. Singh and I. I. Mazin, *Phys. Rev. B* **64**, 140507(R) (2001).
- [7] P. M. Singer, T. Imai, T. He, M. A. Hayward, and R. J. Cava, *Phys. Rev. Lett.* **87**, 257601 (2001) .
- [8] Z. Q. Mao, M. M. Rosario, K. D. Nelson, K. Wu, I. G. Deac, and Y. Liu, *cond-mat/0105280*.
- [9] C. Q. Jin et al., unpublished.
- [10] S. Y. Li, R. Fan, X. H. Chen, C. H. Wang, W. Q. Mo, K. Q. Ruan, Y. M. Xiong, X. G. Luo, H. T. Zhang, L. Li, Z. Sun, and L. Z. Cao, *Phys. Rev. B* **64**, 132505 (2001).
- [11] T. G. Amos, Q. Huang, J. W. Lynn, T. He, and R. J. Cava, *cond-mat/0110604*.
- [12] H. D. Yang, J.-Y. Lin, H. H. Li, F. H. Hsu, C.-J. Liu, S.-C. Li, R.-C. Yu and C.-Q. Jin, *Phys. Rev. Lett.* **87**, 167003 (2001), and references therein.
- [13] V. Z. Kresin and V. P. Parkhomenko, *Sov. Phys. Solid State* **16**, 2180 (1975).
- [14] F. Bouquet, R. A. Fisher, N. E. Phillips, D. G. Hinks, and J. D. Jorgensen, *Phys. Rev. Lett.* **87**, 047001 (2001).
- [15] A. P. Ramirez, *Phys. Lett. A* **211**, 59 (1996).
- [16] J. E. Sonier, M. F. Hundley, and J. W. Beill, *Phys. Rev. Lett.* **82**, 4914 (1999).
- [17] C. Caroli, P. G. de Gennes, and J. Matricon, *Phys. Lett.* **9**, 307 (1964).
- [18] G. E. Volovik, *JETP Lett.* **58**, 469 (1993).
- [19] For a brief review, see H. D. Yang and J. Y. Lin, *J. Phys. Chem. Solid.* **62**, 1861 (2001).
- [20] S. J. Chen, C. F. Chang, H. L. Tsay, H. D. Yang, and J.-Y. Lin, *Phys. Rev. B* **58**, R14 753 (1998).
- [21] C. F. Chang, J.-Y. Lin, and H. D. Yang, *Phys. Rev. B* **61**, 14350 (2000).
- [22] K. A. Moler, D. L. Sisson, J. S. Urbach, M. R. Beasley, and A. Kapitulnik, *Phys. Rev. B* **55**, 3954 (1997).
- [23] B. Revaz, J.-Y. Genoud, A. Junod, A. Erb, and E. Walker, *Phys. Rev. Lett.* **80**, 3364 (1998).
- [24] D. A. Wright, J. P. Emerson, B. F. Woodfield, J. E. Golden, R.A. Fisher, and N. E. Phillips, *Phys. Rev. Lett.* **82**, 1550 (1999).
- [25] J.-Y. Lin and H. D. Yang, unpublished.
- [26] A. A. Abrikosov, *Fundamentals of the Theory of Metals* (North-Holland, Amsterdam, 1988).
- [27] J. H. Shim, S. K. Kwon, and B. I. Min, *Phys. Rev. B* **64**, 180510(R) (2001).
- [28] E. W. Collings, *Applied Superconductivity, Metallurgy, and Physics of Titanium Alloys* (Plenum, New York, 1986), Vol. **1**.
- [29] G. Dladstone, M. A. Jensen, and J. R. Schrieffer, in *Superconductivity*, Edited by R. D. Parks (Marcel Dekker, New York, 1969), Vol. **2**.
- [30] C. Kittel, *Introduction to Solid State Physics* (John Wiley & Sons, Inc., New York, 1996), 7th edition.
- [31] T. P. Orlando and K. A. Delin, *Foundations of Applied Superconductivity*, (Addison-Wesley Publishing Company, Reading, Mass., 1991).

Table Captions

TABLE I. Comparison between MgCNi_3 , $\text{Nb}_{0.5}\text{Ti}_{0.5}$, and Nb. Parameters of MgCNi_3 are similar to those of $\text{Nb}_{0.5}\text{Ti}_{0.5}$ and Nb. H_{c2} of Nb is much smaller than those of the others because $\text{Nb}_{0.5}\text{Ti}_{0.5}$ and MgCNi_3 are typical type II superconductors while Nb is nearly type II. Parameters of MgCNi_3 are from the present work, and those of $\text{Nb}_{0.5}\text{Ti}_{0.5}$ and Nb are from Refs. [26-29].

Figure Captions

FIG. 1. $C(T, H)/T$ vs. T^2 of MgCNi_3 for $H=0$ to 8 T.

FIG. 2. (a) $\Delta C(T)/T$ vs. T . The data are presented as the solid circles. The solid line is the BCS $\Delta C(T)/T$ with $2\Delta/kT_c=4$. Deviation at low temperatures from the solid line is due to the magnetic contribution of a small amount of the

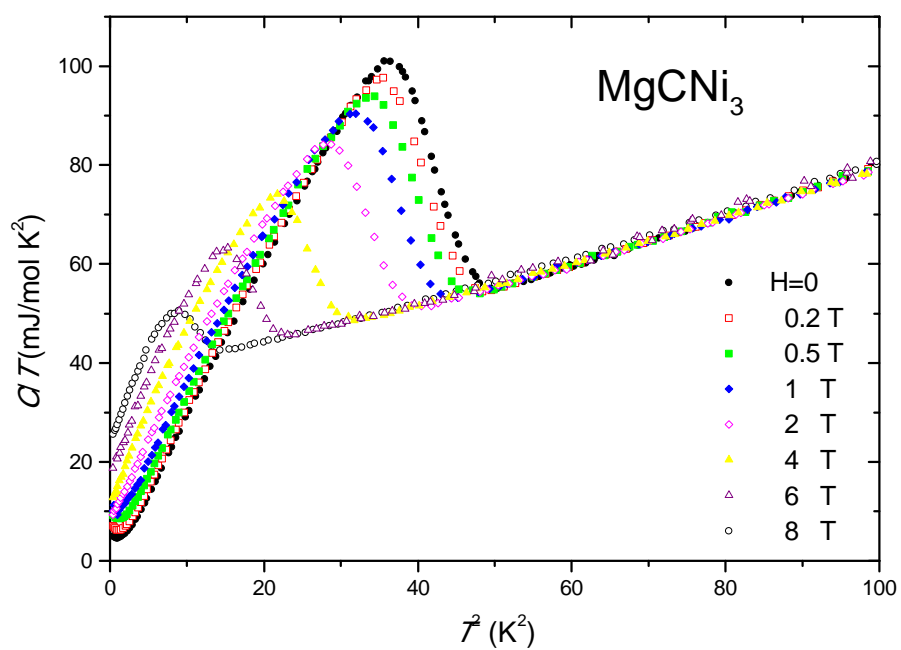
paramagnetic centers in the sample. Inset: entropy difference ΔS by integration of $\Delta C(T)/T$ according to the data above 3 K and the solid line below 3 K. (b) The dashed lines are determined by the conservation of entropy around the anomaly to estimate $\Delta C/T_c$ at T_c .

FIG. 3. C_{es} of MgCNi_3 in the superconducting state is plotted on a logarithmic scale vs. T_c/T . The straight line is the fit from 2 to 4.5 K.

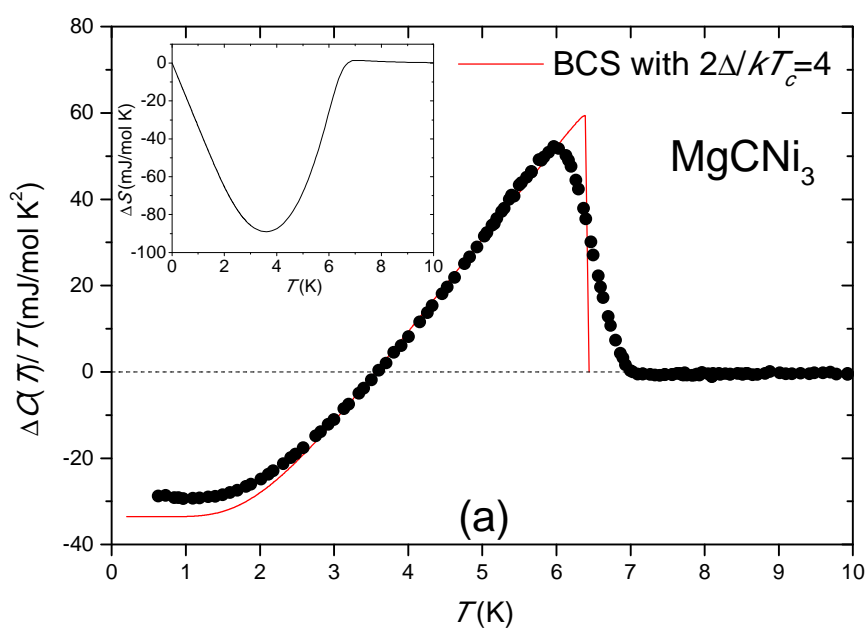
FIG. 4. Magnetic field dependence of C/T at (a) $T=0.6$ K and (b) $T=2$ K. The straight lines are linear fits of the data implying $\chi \propto H$. In (b), the fitting range is from 1 to 8 T. Data below $H=1$ T deviate from the linear behavior due to flux line interactions at low H . The fit by $\chi(H) \propto H^{1/2}$ is also shown as the dashed line in (b) for comparison.

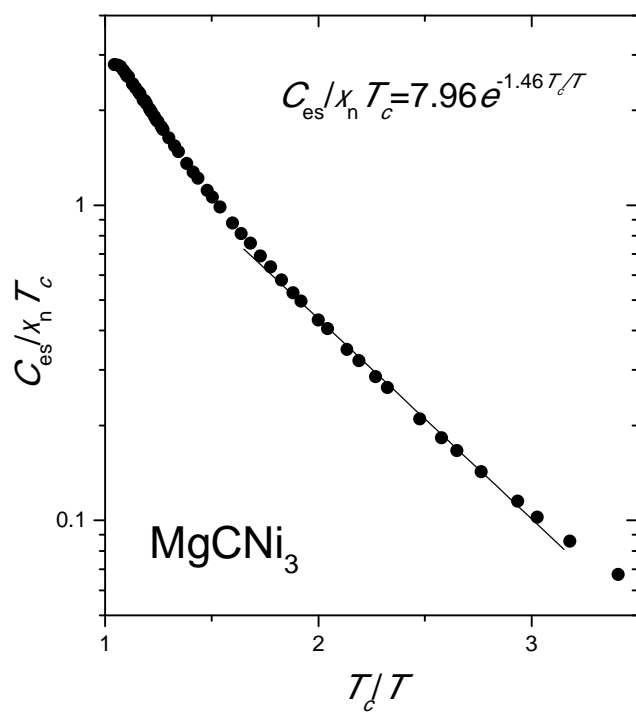
	MgCNi_3	$\text{Nb}_{0.5}\text{Ti}_{0.5}$	Nb
T_c (K)	6.4	9.3	9.2
$\Delta C/\chi_n T_c$	1.97	~ 1.9	1.87
$\ln(\epsilon_D/T_c)$	3.79	3.23	3.40
$2\Delta/kT_c$	≥ 4	3.9	3.80
H_{c2} (T)	10.6	14.2	~ 0.2
Θ_D (K)	287	236	275
χ_n (mJ/mol K ²)	33.6 (11.2/Ni)	10.7	7.79

Table I.

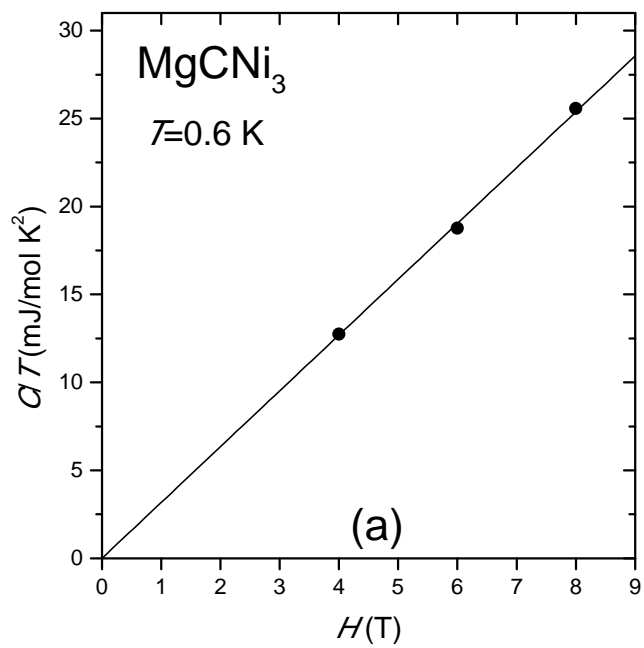


Lin et al. Fig. 2(a)

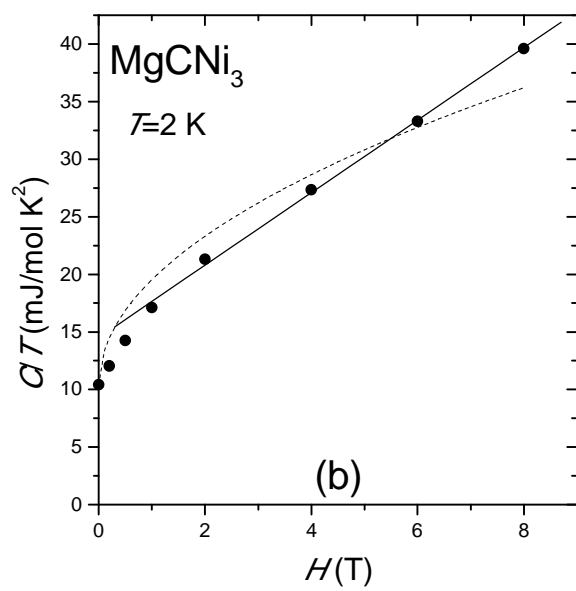




Lin et al. Fig. 3



Lin et al. Fig. 4(a)



Lin et al. Fig. 4(b)