

To a theory of proximity effect in superconductor/ferromagnet heterostructures

A. Bagrets and C. Lacroix

Laboratoire Louis Néel, CNRS, B.P. 166, 38042 Grenoble cedex 9, France

A. Vedyayev

CEA/Grenoble, Département de Recherche Fondamentale sur la Matière Condensée, SP2M/NM, 38054 Grenoble, France and
Department of Physics, M. V. Lomonosov Moscow State University, 119899 Moscow, Russia

(Dated: December 2, 2024)

A microscopic theory of proximity effect is presented for the ferromagnet/superconductor-ferromagnet (F/S/F) nanostructures where S is low- T_c superconductor and F's are layers of 3d transition ferromagnetic metal. A theory is based on the direct analytical solution of Gor'kov equations for the normal and anomalous Green's functions together with a self-consistent evaluation of the superconducting order parameter. We assume that the main mechanism of electron scattering in the S layer is s - s scattering meanwhile for the F layers the scattering is of the s - d type. In accordance with the previous quasiclassical theories of proximity effect for S/F multilayers we found that due to exchange field in the ferromagnet the anomalous Green's function $F(z)$ exhibits a damping oscillatory behavior in the F-layer as a function of a distance z from the S/F interface. In the presented model a half of the period of oscillations is determined by the length $\xi_m^0 = \pi v_F / \varepsilon_{\text{ex}}$, where v_F is a Fermi velocity, ε_{ex} is an exchange field, and a scale of damping is set by the length $l_0 = (1/l_{\uparrow} + 1/l_{\downarrow})^{-1}$, where l_{\uparrow} and l_{\downarrow} are spin-dependent mean free paths in the ferromagnet. The superconducting transition temperature $T_c(d_F)$ of the F/S/F trilayer also exhibits the damping oscillatory behavior as a function of the F-layer thickness d_F with a period $\xi_F = \pi / \sqrt{m \varepsilon_{\text{ex}}}$, where m is an electron mass. The oscillations of $T_c(d_F)$ are a consequence of the oscillatory behavior of the amplitude of the superconducting order parameter at the S/F interface *vs* the F-layer thickness d_F , that in turn is caused by the oscillations of $F(z)$ in the F-region. The strong electron scattering either in the superconductor or in the ferromagnet significantly suppresses the oscillations. The comparison of calculated $T_c(d_F)$ dependence with experimental data is given for Fe/Nb/Fe trilayers and Nb/Co multilayers. In the framework of the proposed model we have also investigated the effect of influence of the mutual orientation of magnetizations of ferromagnetic layers on T_c . We found that significant difference $\Delta T = T_c^{AP} - T_c^P > 0$ (~ 0.9 K) between critical temperatures for parallel (P) and antiparallel (AP) configurations can be achieved for the case of weak scattering in both metals, and the effect is strongly pronounced only in the region of the first minimum of $T_c(d_F)$: $\xi_F/2 \leq d_F \leq \xi_F$.

PACS numbers: 74.80.Dm, 74.50.+r, 74.62.Bf, 74.76.-w

I. INTRODUCTION

The artificially fabricated layered nanostructures with alternating superconducting (S) and ferromagnetic (F) layers provide a possibility of study the physical phenomena which arise due to proximity of two materials (S and F) with two antagonistic types of long range ordering. One of such interesting effects is the existence of so-called π -phase superconducting state in which the order parameter in adjacent S-layers has opposite signs. The π -junctions were originally predicted to be possible due to spin-flip processes in magnetic layered structures containing paramagnetic impurities in the barrier between S layers¹. Later on, Buzdin *et al.*^{2,3} and Radović *et al.*⁴ had shown that, due to oscillatory behavior of the Cooper pair wave function in the ferromagnet, π -coupling can be realized also for S/F multilayers. The π -coupling leads to a nonmonotonic oscillatory dependence of the superconducting transition temperature T_c as a function of a thickness d_F of ferromagnetic layer^{2,3,4}. The effect occurs because of periodically switching of the ground state between 0- and π -phase, so that the system chooses the

state with higher transition temperature T_c .

These theoretical predictions had stimulated a considerable interest to proximity effect in S/F structures also from experimental point of view. First the oscillatory behavior of $T_c(d_F)$ was observed by Wong *et al.*⁵ in V/Fe multilayers and later on these results were well explained by theoretical calculations of Radović *et al.*⁴ In subsequent experiments with V/Fe multilayers⁶, however, the oscillatory $T_c(d_F)$ dependence was not observed. The following experiments^{7,8,9,10,11,12,13}, which were carried out, revealed the different and even controversial behavior of $T_c(d_F)$ for different structures. The nonmonotonic oscillation-like behavior of $T_c(d_F)$ was reported by Jiang *et al.*⁷ for Nb/Gd multilayers and Nb/Gd/Nb trilayers, by Mühge *et al.*⁸ for Fe/Nb/Fe trilayers and recently by Obi *et al.*⁹ for Nb/Co and V/Co multilayers. However, negative results were reported for Nb/Gd/Nb trilayers by Strunk *et al.*¹⁰, for V/V_{1-x}Fe_x multilayers by Aarts *et al.*¹¹, for Fe/Nb bilayers by Mühge *et al.*¹² and Nb/Fe multilayers by Verbanck *et al.*¹³. For interpretation of experimental results, along with a mechanism of π -coupling and the suppression of T_c due to a strong exchange field of

a ferromagnet, another mechanisms were suggested such as a complex behavior of the "magnetically dead" interfacial S/F layer (see details in Ref. 8), the effects of a finite interface transparency¹¹, and spin-orbit scattering¹⁴. It was also demonstrated theoretically^{15,16} that oscillatory behavior of $T_c(d_F)$ is also realized in S/F bilayers where π -coupling is not possible because of a single S-layer in a bilayer. The fact is that the origin of either oscillations of T_c in the S/F bilayers (F/S/F trilayers) or π -coupling phenomenon in the S/F multilayers is the oscillatory behavior of the Cooper pair wave function near the S/F interface^{15,16}.

The original theory of proximity effect proposed by Buzdin *et al.*^{3,4} is based on quasiclassical Usadel equations¹⁷ applied for S/F structures. In this case the Usadel equations must be supplemented by boundary conditions for quasiclassical Usadel functions at the S/F interface. This essential point was recently discussed in Ref. 16. On the other hand, the boundary conditions for microscopic Green's functions (not Usadel functions) can be written obviously for ideal S/F interfaces if one uses Gor'kov equations¹⁸. These equations, however, are more complex to resolve than the quasiclassical ones. In this paper, we present a theoretical investigation of $T_c(d_F)$ behavior for F/S/F trilayer structures based namely on Gor'kov equations. We consider that F layers are 3d transition metals and assume that the main mechanism of electron scattering in F layers is s - d scattering. As it will be clear from the following consideration, under these assumptions Gor'kov equations become linear with respect to the Green's functions of s -electrons and thus the equations can be resolved. We have analyzed thoroughly the characteristic lengths which determine the periods of oscillations and damping of critical temperature and anomalous Green's function in the F-layer, and show that in the framework of the model under consideration these lengths differ from length scales predicted by quasiclassical theories^{3,4,15,16}. We compare our results with experiments on $T_c(d_F)$ for Fe/Nb/Fe trilayers⁸ and V/Co multilayers⁹ with F's being 3d ferromagnets and show that the oscillatory behavior of $T_c(d_F)$ in these experiments can be well understood by taking into account the mechanism of influence of ferromagnet's exchange field on the spin-up and spin-down electrons forming the Cooper pairs. In the framework of the proposed model we also discuss a recently predicted effect^{19,20} of influence of the mutual orientation of magnetizations of ferromagnetic layers on T_c .

The paper is organized as follows. Sec. II is devoted to a general formulation of the model and a method of evaluation of the Green's functions. In section III the analysis of the behavior of the Cooper pair wave function in S and F layers is presented. The procedure of a self-consistent calculation of the superconducting order parameter is given in Sec. IV. The equation for T_c is derived in Sec. V. In section VI we present the results and discussion of a model calculation of the critical temperature and give the comparison of a theory with

some experimental data. The last part of section VI is devoted to a question of the spin-orientation dependence of critical temperature. Conclusions are summarized in Sec. VII. Some details of calculations are given in Appendices A–D.

II. GOR'KOV EQUATIONS AND GREEN'S FUNCTIONS

We will consider a trilayer structure $F_1/S/F_3$ where S is a low- T_c superconductor and F's are 3d-metal ferromagnetic layers (e.g., Fe, Co or their alloys). The thicknesses d_S and d_F of the S- and F-layers are supposed to be much smaller than the in-plane dimension of the structure, so that the system can be considered as homogeneous in the xy -plane (parallel to the interfaces). Let us denote the axis perpendicular to the xy -plane as z -axis and let $z = \pm a$ be the positions of the outer boundaries of the F-layers and $z = \pm d$ be the positions of S/F interfaces, then $d_S = 2d$ and $d_F = a - d$. We adopt that S is a simple s -wave superconductor, therefore the scattering of electrons in the S-layer is of the s - s type. According to Ref. 21, for superconducting Nb (which is usually used in preparing the S/F heterostructures) s -wave scattering is indeed prevailing. Concerning the ferromagnetic layers, we use the results of Ref. 22 and take into account that two types of electrons form the total band structure of 3d transition metals: almost free-like spin-up and spin-down electrons from sp bands (these electrons will be referred as s electrons) and localized d electrons from narrow strongly exchange split bands. The main mechanism of spin-conserving electron scattering in 3d ferromagnetic metals is s - d scattering²³ because of a dominant contribution of d density of states (DOS) to the total DOS at the Fermi energy ε_F . The mean free path of the conduction s electrons depends on the spin due to s - d scattering and the different d density of states at the Fermi level for majority and minority spin bands. In the present work we will consider only the scattering on nonmagnetic impurities.

As a starting point of our calculations, we take the system of Gor'kov equations¹⁸ which determines the normal and anomalous Green's functions $G_{\uparrow\uparrow}^{ss}(x_1, x_2) = -\langle T_\tau \psi_\uparrow(x_1) \psi_\uparrow^\dagger(x_2) \rangle$ and $F_{\uparrow\uparrow}^{ss}(x_1, x_2) = \langle T_\tau \psi_\uparrow^\dagger(x_1) \psi_\uparrow^\dagger(x_2) \rangle$, where $x = (\tau, \mathbf{r})$ is a four-component vector and the creation and annihilation field operators are associated with s electrons. The solution of the Gor'kov equations for the layered structure gives a consequent description of the behavior of the system and, therefore we are not bounded by restrictions of a quasiclassical approximation. By carrying out the Fourier transformation in the xy -plane and over the imaginary time τ , we get the following system for the Green's functions:

i) for the F-layers:

$$\begin{aligned} & \left[i\omega + \frac{1}{2m} \left(\frac{\partial^2}{\partial z^2} - \kappa^2 \right) + \varepsilon_F + h(z) - x_0 \gamma_{sd}^2 G_{\uparrow\uparrow}^{dd}(z, z) \right] \\ & \quad \times G_{\uparrow\uparrow}^{ss}(z, z') + \Delta(z) F_{\uparrow\uparrow}^{ss}(z, z') = \delta(z - z'), \\ & \Delta^*(z) G_{\uparrow\uparrow}^{ss}(z, z') + \left[i\omega - \frac{1}{2m} \left(\frac{\partial^2}{\partial z^2} - \kappa^2 \right) \right. \\ & \quad \left. - \varepsilon_F + h(z) - x_0 \gamma_{sd}^2 G_{\uparrow\uparrow}^{dd}(z, z) \right] F_{\uparrow\uparrow}^{ss}(z, z') = 0, \end{aligned} \quad (1)$$

ii) for the S-layer:

$$\begin{aligned} & \left[i\omega' + \frac{1}{2m} \left(\frac{\partial^2}{\partial z^2} - \kappa^2 \right) + \varepsilon_F \right] G_{\uparrow\uparrow}^{ss}(z, z') \\ & \quad + \Delta_\omega(z) F_{\uparrow\uparrow}^{ss}(z, z') = \delta(z - z'), \\ & \Delta_\omega^*(z) G_{\uparrow\uparrow}^{ss}(z, z') + \\ & \quad \left[i\omega' - \frac{1}{2m} \left(\frac{\partial^2}{\partial z^2} - \kappa^2 \right) - \varepsilon_F \right] F_{\uparrow\uparrow}^{ss}(z, z') = 0 \end{aligned} \quad (2)$$

with

$$\begin{aligned} \omega' &= \omega + icu_0^2 G_{\uparrow\uparrow}^{ss}(z, z), \\ \Delta_\omega(z) &= \Delta(z) + cu_0^2 F_{\uparrow\uparrow}^{*ss}(z, z). \end{aligned} \quad (3)$$

In Eqs. (1)–(2) κ is the in-plane momentum, parallel to the S/F interface, m is the effective electron mass which is assumed to be the same for both metals, $\omega = \pi T(2n + 1)$ is Matsubara frequency (the units are $\hbar = 1 = k_B$). Exchange field is $h(z) \neq 0$ for a ferromagnet, and it is supposed that the orientation of magnetic moments of F-layers can be either parallel (P) or antiparallel (AP), therefore $h(z) = h > 0$ in the F_1 -layer, and in the F_3 -layer $h(z) = +h$ for the P configuration and $h(z) = -h$ for the AP configuration. The scattering processes are introduced in the Born approximation. The parameters u_0 and γ_{sd} are the strengths of impurity potentials, c and x_0 are impurity concentrations in the S- and F-layers. We assume that a BCS coupling constant is zero for the ferromagnet, therefore the order parameter is $\Delta(z) = 0$ in the F-layers. We also neglected by the possible deviation of $\Delta(z)$ from zero in the F-region due to scattering, since this correction is of the order of γ_{sd}^4 by the parameter of s - d scattering.

Note, that to have the possibility to change a relative orientation of magnetizations of F-layers in weak magnetic fields (< 50 Gs) it is necessary to fabricate a so-called spin-valve sandwich²⁴. This is made by sputtering the first magnetic layer on the substrate (for example, NiMn) exhibiting the exchange anisotropy in coupling with a ferromagnetic layer (e.g., with Co)²⁴. Thus the first layer has the coercitivity larger than the second one, sputtered on a superconducting layer, and in some region of magnetic field two magnetizations are almost antiparallel (AP), and they are parallel (P) in the magnetic field higher than the coercitivity of the first layer.

The superconductor order parameter must be found self-consistently:

$$\Delta(z) = \lambda T \sum_{\omega} \int_0^{k_F} \frac{\kappa d\kappa}{2\pi} F^*(\omega, \kappa, z = z'). \quad (4)$$

The summation over ω goes up to Debye frequency ω_D , $\lambda > 0$ is the BCS coupling constant in a superconductor, and $F = F_{\uparrow\uparrow}^{ss}$. The critical temperature T_c is defined as the first zero of the equation $\Delta(z) = 0$ when T decreases from the region of high temperatures.

We first will suppose that there is no scattering in the S-layer, and $\Delta(z) = \Delta$ is a real number which does not depend on z . Sec. IV is devoted to the self-consistent evaluation of $\Delta(z)$. It will be shown that the self-consistency can be achieved for real values of $\Delta(z)$ in the case of AP configuration. The P-case, however, requires to consider $\Delta(z)$ as a complex number — that case will be discussed in Sec. VI. The scattering processes in the superconductor, Eq. (3), will be taken into account in Sec. V at the last step of the calculation of the critical temperature T_c .

By introducing the Green's functions $\tilde{G}_{\uparrow\uparrow}^{ss}(x_1, x_2) = -\langle T_\tau \psi_\uparrow^\dagger(x_1) \psi_\uparrow(x_2) \rangle$ and $\tilde{F}_{\uparrow\uparrow}^{ss}(x_1, x_2) = \langle T_\tau \psi_\uparrow(x_1) \psi_\uparrow(x_2) \rangle$ the system of Gor'kov equations can be written in the matrix form²⁵

$$\begin{bmatrix} i\omega \hat{I} - \hat{\mathcal{A}} \end{bmatrix} \begin{pmatrix} G & \tilde{F} \\ F & \tilde{G} \end{pmatrix} = \hat{I} \delta(z - z'), \quad (5)$$

where \hat{I} is the unit matrix, and $\hat{\mathcal{A}}$ is the (2×2) -matrix differential operator, the components of which can be found easily by comparing the Eqs. (1)–(2) and Eq. (5).

In order to find the matrix Green's function, let us first solve the Schrödinger's equation with the Hamiltonian $\hat{\mathcal{A}}$

$$\begin{bmatrix} i\omega \hat{I} - \hat{\mathcal{A}} \end{bmatrix} \psi(z) = 0. \quad (6)$$

This equation has four linear independent solutions which we denote as

$$\varphi_\mu(z) = \begin{pmatrix} \varphi_\mu^+(z) \\ \varphi_\mu^-(z) \end{pmatrix} \quad (\mu = \uparrow, \downarrow),$$

and

$$\psi_\rho(z) = \begin{pmatrix} \psi_\rho^+(z) \\ \psi_\rho^-(z) \end{pmatrix} \quad (\rho = \uparrow, \downarrow).$$

We require that $\psi_\mu(z)$ and $\psi_\rho(z)$ obey zero boundary conditions at the points $z = \pm a$, and choose these independent solutions so that two functions $\varphi_\uparrow(z)$ and $\psi_\uparrow(z)$ describe spin-up electrons in the ferromagnetic layers, and functions $\varphi_\downarrow(z)$ and $\psi_\downarrow(z)$ describe spin-down holes in the F-layers. Namely, in the layer F_1 ($-a < z < -d$) the solutions $\varphi_\mu(z)$ have the form

$$\begin{aligned} \varphi_\uparrow(z) &= \begin{pmatrix} 1 \\ 0 \end{pmatrix} \sin[p_1^\uparrow(z + a)], \\ \varphi_\downarrow(z) &= \begin{pmatrix} 0 \\ 1 \end{pmatrix} \sin[p_1^\downarrow(z + a)], \end{aligned} \quad (7)$$

and in the layer F_3 ($d < z < a$) the solutions $\psi_\rho(z)$ are

$$\begin{aligned}\psi_\uparrow(z) &= \begin{pmatrix} 1 \\ 0 \end{pmatrix} \sin[p_3^\uparrow(a-z)], \\ \psi_\downarrow(z) &= \begin{pmatrix} 0 \\ 1 \end{pmatrix} \sin[p_3^\downarrow(a-z)].\end{aligned}\quad (8)$$

Here $p_1^{\uparrow(\downarrow)}$ is an electron (hole) momentum in the layer F_1

$$p_1^{\uparrow(\downarrow)} = \sqrt{2m \left(\varepsilon_F - \frac{\kappa^2}{2m} \pm h \pm \frac{i}{2} \tau_{\uparrow(\downarrow)}^{-1} \pm i\omega \right)} \quad (9)$$

and $p_3^{\uparrow(\downarrow)}$ are momenta in the layer F_3 , which are $p_3^{\uparrow(\downarrow)} = p_1^{\uparrow(\downarrow)}$ for the P configuration and

$$p_3^{\uparrow(\downarrow)} = \sqrt{2m \left(\varepsilon_F - \frac{\kappa^2}{2m} \mp h \pm \frac{i}{2} \tau_{\downarrow(\uparrow)}^{-1} \pm i\omega \right)} \quad (10)$$

for the AP-case. The inverse life-times of quasiparticles are $\tau_{\uparrow(\downarrow)}^{-1} = -2x_0\gamma_{sd}^2 \text{Im} G_{\uparrow\uparrow(\downarrow\downarrow)}^{dd} = k_F^{\uparrow(\downarrow)} / (m l_{\uparrow(\downarrow)})$, here $k_F^{\uparrow(\downarrow)} = \sqrt{2m(\varepsilon_F \pm h)}$ being Fermi momenta in the ferromagnet and $l_{\uparrow(\downarrow)}$ being mean free paths which are considered as parameters. We have neglected by the small real part of the d electron Green's function which gives the unessential correction to a chemical potential. We also neglected by the z -dependence of $G^{dd}(z, z)$ which actually appears only in the small region being very close to the boundaries of F-layers.

In the S-region ($-d < z < d$) the solutions of Eq. (6) are

$$\begin{aligned}\varphi_\mu(z) &= A_+^\mu \begin{pmatrix} 1 \\ \alpha \end{pmatrix} e^{ik_+(z+d)} + A_-^\mu \begin{pmatrix} 1 \\ \alpha \end{pmatrix} e^{-ik_+(z+d)} \\ &\quad + B_+^\mu \begin{pmatrix} \alpha \\ 1 \end{pmatrix} e^{ik_-(z+d)} + B_-^\mu \begin{pmatrix} \alpha \\ 1 \end{pmatrix} e^{-ik_-(z+d)}, \\ \psi_\rho(z) &= C_+^\rho \begin{pmatrix} 1 \\ \alpha \end{pmatrix} e^{ik_+(z-d)} + C_-^\rho \begin{pmatrix} 1 \\ \alpha \end{pmatrix} e^{-ik_+(z-d)} \\ &\quad + D_+^\rho \begin{pmatrix} \alpha \\ 1 \end{pmatrix} e^{ik_-(z-d)} + D_-^\rho \begin{pmatrix} \alpha \\ 1 \end{pmatrix} e^{-ik_-(z-d)},\end{aligned}\quad (11)$$

where the wave vectors k_\pm are defined as

$$k_\pm = \sqrt{2m \left(\varepsilon_F - \frac{\kappa^2}{2m} \pm i\sqrt{\omega^2 + \Delta^2} \right)},$$

and

$$\alpha = \frac{i}{\Delta} \left[\sqrt{\omega^2 + \Delta^2} - \omega \right].$$

The coefficients A_\pm^μ , B_\pm^μ , C_\pm^ρ , D_\pm^ρ have to be found from the conditions of continuity of the functions $\varphi_\mu(z)$ and $\psi_\rho(z)$ and their derivatives at the points $z = \pm d$. The exact expressions for coefficients are given in Appendix A.

The well-known quasiparticle interpretation of solutions of Schrödinger's equation (6) is as follows. Each of four linear independent two-component solutions in

the superconductor describe a quasiparticle which can be considered as a bound state of an electron and a hole with a typical value of the "bound energy" being equal to Δ . The corresponding weights of the electron-like and hole-like states are $u^0 = 1/(1 + |\alpha|^2)$ and $v^0 = \alpha/(1 + |\alpha|^2)$, respectively. In the ferromagnet, solutions (7), (8) are the superpositions of waves each of that has either electron-like or hole-like character. At the S/F interface the incident electron wave reflected into the hole wave with opposite spin, and vice versa. This type of reflection is known as Andreev reflection²⁶.

To evaluate the matrix Green's function, let us introduce the matrices

$$\Phi(z) = \begin{pmatrix} \varphi_\uparrow^+(z) & \varphi_\downarrow^+(z) \\ \varphi_\uparrow^-(z) & \varphi_\downarrow^-(z) \end{pmatrix},$$

$$\Psi(z') = \begin{pmatrix} \psi_\uparrow^+(z') & \psi_\downarrow^+(z') \\ \psi_\uparrow^-(z') & \psi_\downarrow^-(z') \end{pmatrix},$$

and let J be the matrix of "currents"

$$J = \begin{pmatrix} j_{\uparrow\uparrow} & j_{\uparrow\downarrow} \\ j_{\downarrow\uparrow} & j_{\downarrow\downarrow} \end{pmatrix}$$

with components

$$j_{\mu\rho} = \varphi_\mu^+(z) \vec{\nabla}_z \psi_\rho^+(z) - \varphi_\mu^-(z) \vec{\nabla}_z \psi_\rho^-(z), \quad (12)$$

here $\mu, \rho = \uparrow, \downarrow$, and $\vec{\nabla}_z = (\vec{\nabla}_z - \overleftarrow{\nabla}_z)$ is the antisymmetric gradient operator. The matrix J is the Wronskian of the system (6), and therefore is a constant, i.e., $\partial J(z)/\partial z = 0$. Finally, the matrix Green's function introduced in (5) is given by

$$\hat{G}(z, z') = 2m \Phi(z) [J^{-1}]^T \Psi(z'). \quad (13)$$

Here T denotes the transposition operation. The obtained expression allows to evaluate the normal and anomalous Green's functions in both (S and F) layers.

III. ANOMALOUS GREEN'S FUNCTION

A. S-layer

In order to find the order parameter and the critical temperature we must evaluate the anomalous Green's function (Cooper pair wave function) $F(\omega, \kappa, z = z')$ in the S-region. Denote $\theta_\pm = 2ik_\pm d$, and $\theta_\pm = \theta \pm i\delta$, i.e., the quantities θ and δ are the real and imaginary parts of the phases θ_\pm . Using the solutions (11) of Eq. (6) in the superconductor, we get the exact expressions for currents

$$j_{\mu\rho} = (1 - \alpha^2) j_{\mu\rho}^0,$$

where

$$\begin{aligned}j_{\mu\rho}^0 &= 2ik_+ [A_-^\mu C_+^\rho e^{-i\theta_+} - A_+^\mu C_-^\rho e^{i\theta_+}] \\ &\quad - 2ik_- [B_-^\mu D_+^\rho e^{-i\theta_-} - B_+^\mu D_-^\rho e^{i\theta_-}].\end{aligned}\quad (14)$$

Note, that since the currents $j_{\mu\rho}$ do not depend on z , the same expressions can be obtained using the solutions of Eq. (6) in the ferromagnetic layers.

It is convenient to introduce the energy variable $\xi = \varepsilon_F - \kappa^2/2m$. The typical dependence of $F(\xi)$ on ξ under fixed arguments ω and Δ at the points $z = z' = 0$ is shown in Fig. 1. Function $F(\xi)$ exhibits the quantum oscillations which are the result of exponentials $e^{\pm i\theta_{\pm}}$ in Eq. (14) with rapidly varying phases. However, the superconducting order parameter is determined by the integral of $F(\xi)$ over ξ , therefore we can average $F(\xi)$ over the oscillations. Further we describe a procedure of averaging.

Denote $a_{\mu\rho}$ ($\mu, \rho = \uparrow, \downarrow$) the components of the matrix

$$[J^{-1}]^T = \begin{pmatrix} a_{\uparrow\uparrow} & a_{\uparrow\downarrow} \\ a_{\downarrow\uparrow} & a_{\downarrow\downarrow} \end{pmatrix}.$$

For $a_{\mu\rho}$ we get

$$a_{\mu\rho} = \frac{\text{sign}(\mu\rho)}{(1 - \alpha^2)\text{Den}} j_{-\mu, -\rho}^0 = \frac{1}{\text{Den}} [a_{\mu\rho}^- e^{-i\theta} + a_{\mu\rho}^+ e^{i\theta}]$$

where

$$\begin{aligned} a_{\mu\rho}^- &= \frac{\text{sign}(\mu\rho)}{(1 - \alpha^2)} [2ik_+ A_-^{-\mu} C_+^{-\rho} e^{\delta} \\ &\quad - 2ik_- B_-^{-\mu} D_+^{-\rho} e^{-\delta}], \\ a_{\mu\rho}^+ &= -\frac{\text{sign}(\mu\rho)}{(1 - \alpha^2)} [2ik_+ A_+^{-\mu} C_-^{-\rho} e^{-\delta} \\ &\quad - 2ik_- B_+^{-\mu} D_-^{-\rho} e^{\delta}], \end{aligned} \quad (15)$$

and $\text{Den} = \det J / (1 - \alpha^2)^2$ is the determinant of the matrix of currents:

$$\text{Den} = -D_0 + \Gamma_+ e^{2i\theta} + \Gamma_- e^{-2i\theta}.$$

The expressions for D_0 and Γ_{\pm} are given in Appendix B.

By carrying out the Fourier transformation of $a_{\mu\rho}$, we can write the first terms of the expansion:

$$\langle a_{\mu\rho} \rangle = b_{\mu\rho}^+ e^{i\theta} + b_{\mu\rho}^- e^{-i\theta} + \dots, \quad (16)$$

where $b_{\mu\rho}^{\pm}$ are defined by the following integrals

$$b_{\mu\rho}^{\pm} = \frac{1}{2\pi} \int_{-\pi}^{+\pi} d\phi \frac{a_{\mu\rho}^{\mp} e^{-i\phi} + a_{\mu\rho}^{\pm}}{\Gamma_+ e^{i\phi} + \Gamma_- e^{-i\phi} - D_0}.$$

Let $u_{1,2}$ be two roots of the equation $\Gamma_+ u^2 - D_0 u + \Gamma_- = 0$ ($u = e^{i\phi}$):

$$u_{1,2} = \frac{D_0 \pm \sqrt{D_0^2 - 4\Gamma_+ \Gamma_-}}{2\Gamma_+}.$$

One of these roots lies inside the unit circle in the complex plane, and another one lies out of the unit circle.

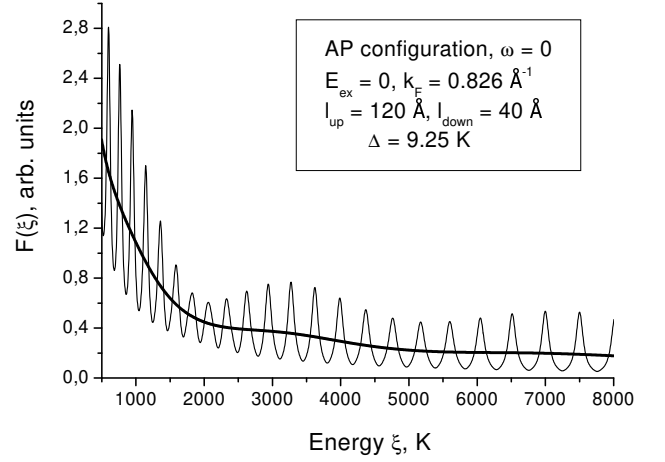


FIG. 1: The typical dependence of the anomalous Green's function $F(\omega, \xi, z)$ on the energy variable $\xi = \kappa^2/2m - \varepsilon_F$ under fixed $\Delta = 9.25$ K, $\omega = 0$, $z = 0$ and $\varepsilon_{\text{ex}} = 0$, mean free paths in the F-layer are $l_{\uparrow} = 120$ Å and $l_{\downarrow} = 40$ Å, Fermi momentum $k_F = 0.826$ Å⁻¹. $F(\xi)$ exhibits quantum oscillations, the smooth line shows function $F(\xi)$ averaged over oscillations, i.e. $F_0(\xi)$ (see the text for the details).

Let u_+ be the root such that $|u_+| > 1$, and u_- be the root such that $|u_-| < 1$. Then for $b_{\mu\rho}^{\pm}$ we have

$$\begin{aligned} b_{\mu\rho}^+ &= -\frac{1}{\Gamma_+(u_+ - u_-)} \left[a_{\mu\rho}^+ + \frac{1}{u_+} a_{\mu\rho}^- \right], \\ b_{\mu\rho}^- &= -\frac{1}{\Gamma_+(u_+ - u_-)} \left[a_{\mu\rho}^- + u_- a_{\mu\rho}^+ \right]. \end{aligned}$$

Using Eq. (13), we can write the expression for $F(\omega, \xi, z = z')$:

$$F(\omega, \xi, z = z') = 2m \sum_{\mu, \rho = \uparrow, \downarrow} \varphi_{\mu}^{-}(z) \langle a_{\mu\rho} \rangle \psi_{\rho}^{+}(z)$$

where $\varphi_{\mu}^{-}(z)$ and $\psi_{\rho}^{+}(z)$ are the components of the solutions $\varphi_{\mu}(z)$ and $\psi_{\rho}(z)$ in the S-layer. Denote

$$\theta_1 \pm i\delta_1 = k_{\pm}(d + z), \quad \theta_2 \pm i\delta_2 = k_{\pm}(d - z),$$

then $\theta_1 + \theta_2 = \theta$, $\delta_1 + \delta_2 = \delta$ and

$$\begin{aligned} \varphi_{\mu}^{-}(z) &= \Lambda_+^{\mu} e^{i\theta_1} + \Lambda_-^{\mu} e^{-i\theta_1}, \\ \psi_{\rho}^{+}(z) &= \Sigma_+^{\rho} e^{i\theta_2} + \Sigma_-^{\rho} e^{-i\theta_2}, \end{aligned}$$

where

$$\begin{aligned} \Lambda_+^{\mu} &= \alpha A_+^{\mu} e^{-\delta_1} + B_+^{\mu} e^{\delta_1}, & \Lambda_-^{\mu} &= \alpha A_-^{\mu} e^{\delta_1} + B_-^{\mu} e^{-\delta_1}, \\ \Sigma_+^{\rho} &= C_+^{\rho} e^{-\delta_2} + \alpha D_+^{\rho} e^{\delta_2}, & \Sigma_-^{\rho} &= C_-^{\rho} e^{\delta_2} + \alpha D_-^{\rho} e^{-\delta_2}. \end{aligned}$$

Since the functions $\varphi_{\mu}^{-}(z)$ and $\psi_{\rho}^{+}(z)$ contain only terms with $e^{\pm i\theta_1}$ and $e^{\pm i\theta_2}$, and $\theta = \theta_1 + \theta_2$ then the terms $e^{\pm in\theta}$ ($n \geq 2$) of higher order are not important in

the expansion (16) because they are responsible for rapid oscillations of $F(\xi)$.

Finally, we come to the following expression for the anomalous Green's function in the S-layer

$$F(\omega, \xi, z = z') = F_0(\omega, \xi, z) + F_1(\omega, \xi, z),$$

where

$$\begin{aligned} F_0(\omega, \xi, z) &= 2m \sum_{\mu\rho} \left\{ \Lambda_+^\mu \Sigma_+^\rho b_{\mu\rho}^- + \Lambda_-^\mu \Sigma_-^\rho b_{\mu\rho}^+ \right\}, \quad (17) \\ F_1(\omega, \xi, z) &= 2m \sum_{\mu\rho} \left\{ \Lambda_+^\mu \Sigma_-^\rho \left[b_{\mu\rho}^+ e^{2i\theta_1} + b_{\mu\rho}^- e^{-2i\theta_2} \right] \right. \\ &\quad \left. + \Lambda_-^\mu \Sigma_+^\rho \left[b_{\mu\rho}^+ e^{2i\theta_2} + b_{\mu\rho}^- e^{-2i\theta_1} \right] \right\}. \end{aligned}$$

The dependence of $F(\omega, \xi, z)$ on z is defined by the multipliers $e^{\pm 2i\theta_1}$, $e^{\pm 2i\theta_2}$, and also by the dependence of Λ_\pm^μ and Σ_\pm^ρ on z due to terms with $e^{\pm\delta_1}$ and $e^{\pm\delta_2}$. The contribution F_1 to the function F is essential only in the vicinity of S/F interfaces $z = \pm d$, as far as $\theta_1 \sim (z + d)$ and $\theta_2 \sim (d - z)$. At the point $z = z' = 0$ (the middle of the S-layer) the anomalous Green's function is determined by the function $F_0(\omega, \xi, z)$. This function is shown by the thick smooth line in Fig. 1. We will use the obtained results in Sec. IV where the self-consistent evaluation of the order parameter is discussed.

B. F-layer

Let us consider the anomalous Green's function in the F-region. Due to proximity effect the correlations between electrons are induced in the ferromagnet close to the superconducting layer. But instead of simple decay, as it would be for the S/N interface with N being a non-ferromagnetic metal, in the case of ferromagnetic layer the Cooper pair wave function exhibits the damping oscillatory behavior in the ferromagnet with increasing a distance from the S/F interface^{3,4,15}. Such a behavior of the Cooper pair wave function is crucial for understanding the phenomenon of the oscillatory variation of the critical temperature. The reason is that the exchange splitting of bands in the F-region changes the pairing conditions for electrons, so that the Cooper pairs are formed from quasiparticles with equal energies but with different in modulus momenta p_\uparrow and $-p_\downarrow$. Therefore, a Cooper pair penetrating through the S/F interface into the F-layer acquires the non-zero center of mass momentum $\Delta p_z = \hbar/(v_F \cos \theta)$ along the z -axis, where v_F is the Fermi velocity in a superconductor, \hbar is the exchange field in a ferromagnet and θ is an angle between the momenta of electrons in the Cooper pair and a normal to the S/F interface¹⁵. Due to the non-zero center of mass momentum Δp_z , the Cooper pair wave function obtains the spatially dependent phase in the ferromagnetic layer. In the "clean" limit (no scattering in the ferromagnet), after the averaging over all possible angles

of incidence θ , one can find¹⁵ that the Cooper pair wave function oscillates with the distance z into the F-layer as $\sim \sin(z/\xi_F^0)/(z/\xi_F^0)$ where $\xi_F^0 = v_F/\varepsilon_{\text{ex}}$.

This main result holds also in the case of "dirty" ferromagnet. The microscopic theory of S/F multilayers based on the quasiclassical Usadel equations^{3,4} predicts that the anomalous Green's function behaves in the ferromagnet as $\sim \exp\{-(1+i)\sqrt{\hbar/D_M z}\}$, where $D_M = v_F l/3$ is the diffusion coefficient and l is the electron mean free path in the F-layer. Therefore, a length scale for oscillations and damping is the same and this scale is set by the length $\xi_M = \sqrt{2l\xi_F^0/3}$. Below in this section we show that in the framework of a model presented in this paper the scales for oscillations and damping of the anomalous Green's function are determined by different lengths.

We can find the anomalous Green's function $F(\omega, \xi, z = z')$ in the F-region ($d < z < a$) following the same approach that was used to evaluate the F -function in the superconductor. The solutions $\psi_{\uparrow(\downarrow)}(z)$ in the layer F3 ($d < z < a$) are given by Eq. (8). For the solutions $\varphi_\mu(z)$ ($\mu = \uparrow, \downarrow$) we can write

$$\begin{aligned} \varphi_\mu(z) &= X_+^\mu \begin{pmatrix} 1 \\ 0 \end{pmatrix} e^{ip_3^\uparrow(a-z)} + X_-^\mu \begin{pmatrix} 1 \\ 0 \end{pmatrix} e^{-ip_3^\uparrow(a-z)} \\ &\quad + Y_+^\mu \begin{pmatrix} 0 \\ 1 \end{pmatrix} e^{ip_3^\downarrow(a-z)} + Y_-^\mu \begin{pmatrix} 0 \\ 1 \end{pmatrix} e^{-ip_3^\downarrow(a-z)}, \end{aligned}$$

and the expressions for coefficients X_\pm^μ , Y_\pm^μ are given in Appendix C.

The matrix of currents determined on these solutions is

$$J = \begin{pmatrix} j_{\uparrow\uparrow} & j_{\uparrow\downarrow} \\ j_{\downarrow\uparrow} & j_{\downarrow\downarrow} \end{pmatrix} = \begin{pmatrix} -x_+^\uparrow p_3^\uparrow & y_+^\uparrow p_3^\uparrow \\ -x_+^\downarrow p_3^\downarrow & y_+^\downarrow p_3^\downarrow \end{pmatrix},$$

where $x_\pm^\mu = X_+^\mu \pm X_-^\mu$, $y_\pm^\mu = Y_+^\mu \pm Y_-^\mu$. Using identical transformations it can be shown that obtained expressions for currents coincide with expressions (14) for $j_{\mu\rho}$ obtained in Sec. IIIA.

The anomalous Green's function averaged over oscillations is

$$\begin{aligned} F(\omega, \xi, z = z') &= 2m \sum_\mu \varphi_\mu^-(z) \langle a_{\mu\uparrow} \rangle \psi_\uparrow^+(z) \\ &= 2m \sum_\mu F_\mu \langle a_{\mu\uparrow} \rangle. \end{aligned} \quad (18)$$

It follows from expressions given in Appendix C that the function $\varphi_\mu^-(z)$ contains four terms with multipliers $e^{\pm\theta_+}$ and $e^{\pm\theta_-}$. Denoting $\theta_\pm = \theta \pm \delta$, we can write F_μ in the form

$$F_\mu = \Phi_\mu^+ e^{i\theta} + \Phi_\mu^- e^{-i\theta}, \quad (19)$$

where

$$\begin{aligned} \Phi_\mu^+ &= \left[\Theta_+^\mu \cos(p_3^\downarrow z_1) + \Xi_+^\mu \sin(p_3^\downarrow z_1) \right] \\ &\quad \times \sin[p_3^\uparrow(d_F - z_1)], \\ \Phi_\mu^- &= \left[\Theta_-^\mu \cos(p_3^\downarrow z_1) + \Xi_-^\mu \sin(p_3^\downarrow z_1) \right] \\ &\quad \times \sin[p_3^\uparrow(d_F - z_1)], \end{aligned} \quad (20)$$

here $z_1 = z - d$ is the distance from the S/F interface, and

$$\begin{aligned}\Theta_+^\mu &= B_+^\mu e^\delta + \alpha A_+^\mu e^{-\delta}, \\ \Theta_-^\mu &= \alpha A_-^\mu e^\delta + B_-^\mu e^{-\delta}, \\ \Xi_+^\mu &= \frac{ik_-}{p_3^\downarrow} B_+^\mu e^\delta + \alpha \frac{ik_+}{p_3^\downarrow} A_+^\mu e^{-\delta}, \\ \Xi_-^\mu &= -\left(\alpha \frac{ik_+}{p_3^\downarrow} A_-^\mu e^\delta + \frac{ik_-}{p_3^\downarrow} B_-^\mu e^{-\delta} \right).\end{aligned}$$

Using Eqs. (16), (18), (19) we get the expression for function F averaged over the rapid oscillations

$$F(\omega, \xi, z = z') = 2m \sum_\mu \left[\Phi_\mu^- b_{\mu\uparrow}^+ + \Phi_\mu^+ b_{\mu\uparrow}^- \right].$$

As it follows from Eq. (20) for Φ_μ^\pm , the dependence of function $F(\omega, \xi, z)$ on variable z or $z_1 = z - d$ is determined by a sum of the terms with sine and cosine from arguments $(p_3^\uparrow + p_3^\downarrow)z_1$ and $(p_3^\uparrow - p_3^\downarrow)z_1$. The terms with phases $(p_3^\uparrow + p_3^\downarrow)z_1$ determine the short-periodic oscillations with respect to oscillations with larger period $\sim (p_3^\uparrow - p_3^\downarrow)^{-1}$. By rejecting the non-essential terms with short-periodic oscillations, the anomalous Green's function can be presented in the form

$$F(\omega, \xi, z = z') = \tilde{\Theta}(\omega, \xi) \cos(\Delta p_3 z_1) + \tilde{\Xi}(\omega, \xi) \sin(\Delta p_3 z_1), \quad (21)$$

where $z_1 = z - d$, $\Delta p_3 = p_3^\uparrow - p_3^\downarrow$ and $p_3^{\uparrow(\downarrow)}$ are given by Eqs. (9), (10).

The real and imaginary parts of the function

$$F(z) = T \sum_\omega \int_0^{\varepsilon_F} d\xi F(\omega, \xi, z)$$

normalized on the value of its real part at the point $z = 0$ (the middle of the S-layer) is shown in Fig. 2. The configuration of magnetic moments in F-layers is antiparallel, and the thicknesses of S and F layers are $d_S = 400$ Å and $d_F = 50$ Å. The point $z = 200$ Å is the position of S/F interface. The imaginary part of $F(z)$ is practically zero in S-region except of the region being close to the S/F interface. The dashed line in Fig. 2 shows the contribution $F_0(z)$ [see Eq. (17)] to the function $F(z)$ in the S-layer.

We can estimate the lengths that are responsible for the oscillations and decay using Eq. (10) for momenta p_3^\uparrow and p_3^\downarrow . By neglecting $\pm i\omega$ in Eq. (10), since $|\omega| \leq \omega_D$, we obtain

$$p_3^{\uparrow(\downarrow)} = \sqrt{2m(\xi \pm h)} \left[1 \pm \frac{i}{4} \tau_{\downarrow(\uparrow)}^{-1} \frac{1}{\xi \pm h} + \dots \right]$$

As far as the integration over ξ goes from 0 till ε_F , then the damping of oscillations is determined by the value

$$\sim \frac{1}{l_0} = \frac{1}{l_\uparrow} + \frac{1}{l_\downarrow}.$$

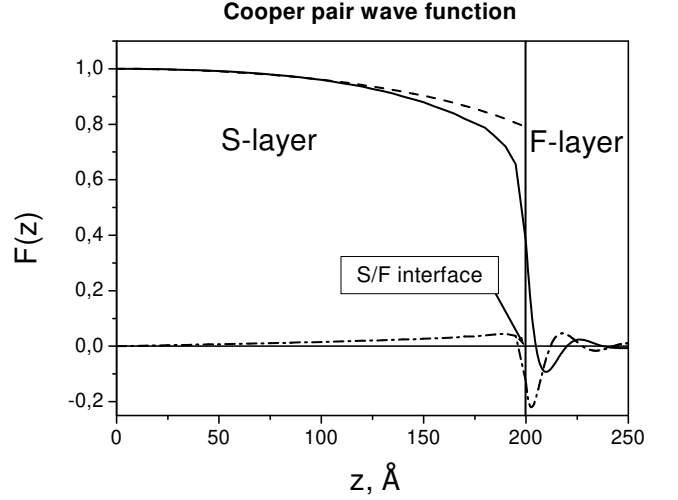


FIG. 2: The behavior of the anomalous Green's function $F(z)$ along the F/S/F structure with $d_S = 400$ Å, $d_F = 50$ Å, $\varepsilon_{\text{ex}} = 1.156$ eV, $l_\uparrow = 133$ Å, $l_\downarrow = 35$ Å. The point $z = 200$ Å is the S/F interface. Solid line — $\text{Re } F(z)$, dashed dotted line — $\text{Im } F(z)$. The contribution $\text{Re } F_0(z)$ [see Eq. (17)] to the function $\text{Re } F(z)$ in the S-layer is shown by dashed line.

By neglecting $\pm i\tau_{\downarrow(\uparrow)}^{-1}$ and $\pm i\omega$ in Eq. (10), we get

$$p_3^{\uparrow(\downarrow)} = \sqrt{2m\xi} \left[1 \pm \frac{h}{2\xi} + \dots \right].$$

If $\xi \sim \varepsilon_F$, then

$$\Delta p_3 z_1 \sim \frac{\varepsilon_{\text{ex}}}{v_F} z_1 = \frac{\pi z_1}{\xi_m^0},$$

where $\xi_m^0 = \pi v_F / \varepsilon_{\text{ex}} = \pi \xi_F^0$ is the half-period of oscillations of $F(z)$ (i.e., the distance between the nearest zeros). Note, that $\xi_m^0 \neq \pi l_0$ in contrast to what is found by using a quasiclassical approach. The results obtained in this section are valid also after the self-consistent solution for the order parameter is found and electron scattering in the S-layer is introduced, since these changes affect only the behavior of the F -function in the superconducting region.

The oscillatory terms in Eq. (21) arise due to quantum interference between two plane waves describing an electron and a hole that propagate in the ferromagnetic layer with different momenta along the z -axis which are p_3^\uparrow and $-p_3^\downarrow$, respectively. If $h \neq 0$ then $\Delta p_3 \neq 0$, and as we expected, the oscillatory dependence of the Cooper pair wave function appears due to the presence of exchange field in the ferromagnet. If $h = 0$, then $F(z)$ exhibits only the exponential decay into the F-layer with characteristic length l_0 . As it was already pointed out by many authors, the physical picture of the proximity effect is, therefore, very similar to the nonuniform Fulde-Ferrel-Larkin-Ovchinnikov (FFLO) state^{27,28} that arises in a homogeneous superconductor in the presence of a strong enough uniform exchange field. The FFLO state

is characterized by the oscillatory dependent order parameter because Cooper pairs with shifted center of mass momentum appear in this state which is more energetically favorable than a state with spherically symmetric distribution of electrons.

IV. SELF-CONSISTENT EVALUATION OF THE ORDER PARAMETER

Now our aim is to find a self-consistent solution of Eq. (6) for the superconducting order parameter $\Delta(z)$. Let us assume the AP configuration of magnetic moments of the F-layers. The changes that are necessary for P-case will be discussed in Sec. VI. From calculations presented in Fig. 2 it follows that for AP configuration the imaginary part of $F(z)$ in the S-region is negligibly small compared to its real part, therefore we will suppose that $\Delta(z)$ takes the real values. (It is not the case for P configuration.) We will search the self-consistent solution of Eq. (4) in the S-layer assuming that in this equation the function $F(\omega, \xi, z)$ is replaced by its first contribution $F_0(\omega, \xi, z)$ given by Eq. (17). Function $F_0(z)$ is shown by dashed line in Fig. 2 and can be approximated by a simple analytical function on z like $\propto \cos(qz)$, where q is a parameter. In order to take into account the correction $F_1(z)$ one has to choose a more complex class of sampling functions for $\Delta(z)$ — that will not change the results significantly since the correction $F_1(z)$ is important only in the vicinity of S/F interface and its role is to establish the continuity with function $F(z)$ in the F-region.

Let us look for $\Delta(z)$ in the form

$$\Delta(z) = \Delta \cos(qz) \simeq \Delta \left(1 - \frac{q^2 z^2}{2}\right),$$

where the wave vector q (which has to be found) is small. The magnitude $\Delta(d) = (1 - \delta_0)\Delta$ defines the amplitude of the superconducting order parameter at the S/F interface (see Fig. 2), here $\delta_0 = q^2 d^2 / 2 \sim 0.1$ is a small parameter. Following the well-known WKB-approximation²⁹, let us search the solutions of Schrödinger's equation (6) in the form

$$\psi(z) = \begin{pmatrix} e^{i\xi_+(z)} \\ e^{i\xi_-(z)} \end{pmatrix}.$$

For ξ_{\pm} we get the system of equations

$$\begin{aligned} \left[i\omega + \xi + \frac{1}{2m} (i\xi_+'' - \xi_+'^2) \right] e^{i\xi_+} + \Delta(z) e^{i\xi_-} &= 0, \\ \Delta^*(z) e^{i\xi_+} + \left[i\omega - \xi - \frac{1}{2m} (i\xi_-'' - \xi_-'^2) \right] e^{i\xi_-} &= 0, \end{aligned} \quad (22)$$

where $\xi = \varepsilon_F - \kappa^2 / 2m$ and primes above ξ_{\pm} denote the derivatives by z .

In case of $q = 0$, $\Delta(z) = \Delta$, four solutions of system (22) are $\xi_+^0 = \pm k_+ z$, $\xi_-^0 = \pm k_+ z + i \log \alpha$ and

$\xi_+^0 = \pm k_- z + i \log \alpha$, $\xi_-^0 = \pm k_- z$ which give four initial eigenfunctions of the non-perturbed Eq. (6) ($q = 0$):

$$u_{\pm}^0(z) = \begin{pmatrix} 1 \\ \alpha \end{pmatrix} e^{\pm i k_+ z}, \quad v_{\pm}^0(z) = \begin{pmatrix} \alpha \\ 1 \end{pmatrix} e^{\pm i k_- z}.$$

Let us consider, for example, the perturbed solution $u_+(z)$ which corresponds to $u_+^0(z)$ in the case of $q \neq 0$. We will look for the phases ξ_{\pm} in the form $\xi_{\pm} = \xi_{\pm}^0 + \eta_{\pm}$, where $\xi_+^0 = k_+ z$, $\xi_-^0 = k_+ z + i \log \alpha$ for $u_+^0(z)$. The typical order of η_{\pm} is $\sim qz \sim qd = \sqrt{2\delta_0} < 1$. By linearizing the system (22) with respect to η_{\pm} we come to the following equations

$$\begin{aligned} -\frac{1}{\alpha} \frac{k_+}{m} \eta_+' + i\Delta(\eta_- - \eta_+) &= \Delta \frac{q^2 z^2}{2}, \\ \alpha \frac{k_+}{m} \eta_-' - i\Delta(\eta_- - \eta_+) &= \Delta \frac{q^2 z^2}{2}. \end{aligned} \quad (23)$$

We also have neglected by the terms with η_{\pm}'' and η_{\pm}' which are small compared to $k_{\pm} \eta_{\pm}'$, since $\eta_{\pm}'' \sim \eta_{\pm}' \eta_{\pm} / d \sim \eta_{\pm}' \sqrt{2\delta_0} / d \ll k_{\pm} \eta_{\pm}'$ if $d \sim 200$ Å and $k_{\pm} \sim 0.5$ Å⁻¹, and $\eta_{\pm}'' \sim \eta_{\pm}' / d \ll k_{\pm} \eta_{\pm}'$. The equations similar to Eqs. (23) can be written also for phases η_{\pm} which determine other three solutions $u_-(z)$ and $v_{\pm}(z)$. Solving these equations we get

$$u_{\pm}(z) = \begin{pmatrix} e^{\pm i[k_+ z + \eta_{\pm}^{(+)}(z)]} \\ \alpha e^{\pm i[k_+ z + \eta_{\pm}^{(-)}(z)]} \end{pmatrix},$$

where

$$\begin{aligned} \eta_{\pm}^{(+)}(z) &= \tau_3^{\pm} z^3 + \tau_2^{\pm} z^2 + \tau_1^{\pm} z + \tau_0^{\pm}, \\ \eta_{\pm}^{(-)}(z) &= \tau_3^{\pm} z^3 - \tau_2^{\pm} z^2 + \tau_1^{\pm} z - \tau_0^{\pm}; \end{aligned}$$

and

$$v_{\pm}(z) = \begin{pmatrix} \alpha e^{\pm i[k_- z + \zeta_{\pm}^{(+)}(z)]} \\ e^{\pm i[k_- z + \zeta_{\pm}^{(-)}(z)]} \end{pmatrix},$$

where

$$\begin{aligned} \zeta_{\pm}^{(+)}(z) &= \rho_3^{\pm} z^3 + \rho_2^{\pm} z^2 + \rho_1^{\pm} z + \rho_0^{\pm}, \\ \zeta_{\pm}^{(-)}(z) &= \rho_3^{\pm} z^3 - \rho_2^{\pm} z^2 + \rho_1^{\pm} z - \rho_0^{\pm}. \end{aligned}$$

The expressions for coefficients τ_i^{\pm} and ρ_i^{\pm} of polynomials are given in Appendix D.

Next the procedure of evaluation of the anomalous Green's function in the S-layer is similar to one described in details in Secs. II and III for the case of $\Delta(z) = \Delta$. By representing the solutions $\varphi_{\mu}(z)$ and $\psi_{\mu}(z)$ of Eq. (6) as a linear combination of eigenfunctions $u_{\pm}(z)$ and $v_{\pm}(z)$ similar to representation (11), we can find the new coefficients A_{\pm}^{μ} , B_{\pm}^{μ} , C_{\pm}^{μ} , D_{\pm}^{μ} solving the system of 4 linear equations. By evaluating the currents $j_{\mu\rho}$ at the point $z = 0$ ($j_{\mu\rho}$ do not depend on z), we obtain the expressions

for $j_{\mu\rho}$ similar to Eq. (14) where k_{\pm} should be replaced by

$$\tilde{k}_+ = k_+ + \frac{\tau_1^+ - \alpha^2 \tau_1^-}{1 - \alpha^2},$$

$$\tilde{k}_- = k_- + \frac{\rho_1^- - \alpha^2 \rho_1^+}{1 - \alpha^2},$$

and $\theta_{\pm} = 2ik_{\pm}d = \theta \pm i\delta$. The substitutions $k_{\pm} \rightarrow \tilde{k}_{\pm}$ also have to be made in Eq. (15) for $a_{\mu\rho}$ and in the expression for $\det J$ (see Appendix B). Finally, the anomalous Green's function $F(\omega, \xi, z)$ is given by Eqs. (17) where Λ_{\pm}^{μ} and Σ_{\pm}^{ρ} are replaced by new functions $\tilde{\Lambda}_{\pm}^{\mu}$ and $\tilde{\Sigma}_{\pm}^{\rho}$:

$$\tilde{\Lambda}_+^{\mu} = \alpha A_+^{\mu} e^{-\delta_1 + i\eta_-^{(+)}} + B_+^{\mu} e^{\delta_1 + i\zeta_-^{(+)}} ,$$

$$\tilde{\Lambda}_-^{\mu} = \alpha A_-^{\mu} e^{\delta_1 - i\eta_-^{(-)}} + B_-^{\mu} e^{-\delta_1 - i\zeta_-^{(-)}} ,$$

$$\tilde{\Sigma}_+^{\rho} = C_-^{\rho} e^{-\delta_2 - i\eta_+^{(-)}} + \alpha D_-^{\rho} e^{\delta_2 - i\zeta_+^{(-)}} ,$$

$$\tilde{\Sigma}_-^{\rho} = C_+^{\rho} e^{\delta_2 + i\eta_+^{(+)}} + \alpha D_+^{\rho} e^{-\delta_2 + i\zeta_+^{(+)}} ,$$

here $\delta_1, \delta_2, \eta_{\pm}^{(\pm)}$ and $\zeta_{\pm}^{(\pm)}$ are functions on z .

The fixed point $q = q_*$ which determines the order parameter $\Delta(z)$ has to be found numerically by solving equation (4). It turns out that such the fixed point indeed exists and is unique, and $q_*(d_F)$ is a non-monotonic oscillating function of the thickness d_F of the F-layer under the fixed thickness d_S of the S-layer. The results of numerical calculations are discussed in Sec. VI.

V. CRITICAL TEMPERATURE T_c

If the anomalous Green's function in the S-region $F(\omega, \xi, z) = F(\omega, \xi, z = 0) \cos(q_* z)$ is known, the superconducting transition temperature T_c can be found. We remind, that up to now we assume the "clean" limit for a superconductor. The corrections (3) due to scattering will be taking into account further. Let us introduce the function

$$F_{\omega} = \frac{1}{k_F} \int_0^{\varepsilon_F} d\xi F(\omega, \xi, z = 0),$$

where k_F is Fermi momentum in the S-layer. F_{ω} can be found only numerically. However, we can approximate F_{ω} by the analytical function of argument ω and, therefore, will be able to find a simple equation that determines T_c . Let us represent F_{ω} in the form

$$F_{\omega} = \frac{\Delta}{\sqrt{\omega^2 + \Delta^2}} F_{\omega}^{(1)}.$$

For the bulk superconductor $F_{\omega}^{(1)} = 1$. Let $T \rightarrow T_c$, therefore $\Delta \ll \Delta(0)$, where $\Delta(0)$ is the order parameter at $T = 0$. For the trilayer structure, in the interval

from 0 till $\sim 5\omega_D$, $F_{\omega}^{(1)}$ can be well approximated by the following function

$$F_{\omega}^{(1)} \simeq A_0 \tanh\left(\frac{\gamma_0 |\omega|}{2\omega_D}\right), \quad (24)$$

where the coefficients A_0 and γ_0 have to be found numerically by minimizing the norm of a difference between the exact and approximate function. These coefficients are non-monotonic functions of the thickness d_F of the F-layer, if d_S is fixed. For typical values of the parameters describing the F/S/F structure ($d_S \sim 400$ Å, $d_F \sim 25$ Å, $k_F \sim 0.8$ Å⁻¹, $\varepsilon_{\text{ex}} \sim 0.4$ eV, $l_{\uparrow} \sim 120$ Å, $l_{\downarrow} \sim 40$ Å) the magnitudes of A_0 and γ_0 are $A_0 \sim 0.9$ and $\gamma_0 \sim 4.0$. If d_F becomes small ($d_F \leq 4$ Å), then γ_0 becomes very large ($\gamma_0 \gg 1$) and $F_{\omega}^{(1)}$ tends to A_0 at all ω . Coefficient A_0 , however, remains less than 1.0 for all d_F — it is the manifestation of the dimensional effect, when T_c for a thin superconducting film is less than the bulk value T_c^0 .

The scattering in the S-layer should be introduced by Eq. (3). Numerical calculation shows that in Eq. (3) the Green's function $G_{\uparrow\uparrow}^{ss}(z, z)$ does not depend on z in the S-region and its real part is negligibly small. Obviously, $\Delta_{\omega}(z) = \Delta_{\omega} \cos(q_* z)$. From numerical calculations it follows also that the approximation similar to Eq. (24) can be written for G_{ω} in the S-layer

$$G_{\omega} = \frac{1}{k_F} \int_0^{\varepsilon_F} d\xi G_{\uparrow\uparrow}^{ss}(\omega, \xi, z = 0) \approx -A_0 \frac{i\omega}{\sqrt{\omega'^2 + \Delta^2}}. \quad (25)$$

Taking into account Eqs. (24) and (25), equations (3) can be presented in the same form as for the case of bulk superconductor²⁵:

$$\omega' \approx \omega + \frac{A_0}{2\tau_0} \frac{\omega'}{\sqrt{\omega'^2 + \Delta_{\omega}^2}}, \quad \Delta_{\omega} \approx \Delta + \frac{A_0}{2\tau_0} \frac{\Delta_{\omega}}{\sqrt{\omega'^2 + \Delta_{\omega}^2}}, \quad (26)$$

where $\tau_0^{-1} = 2\pi c u_0^2 N(\varepsilon_F)$ is the inverse life-time of quasi-particles in the superconductor, and $N(\varepsilon_F) = m k_F / 2\pi^2$ is density of states at the Fermi energy. In Eq. (26) we took into account that, if $\frac{1}{2}\tau_0^{-1} \sim \omega_D \sim 300$ K (that gives the mean free path $l_s \sim 130$ Å), then for $\omega' \simeq \omega + A_0/2\tau_0$ and $\gamma_0 \sim 4.0$ we have $\tanh(\gamma_0 |\omega'|/2\omega_D) \approx 1$.

Equations (26) can be written as²⁵

$$\omega' = \omega \eta(\omega), \quad \Delta_{\omega} = \Delta \eta(\omega), \quad \eta(\omega) = 1 + \frac{A_0}{2\tau_0 \sqrt{\omega^2 + \Delta^2}}. \quad (27)$$

Using (27) and (4) we come to the equation for T_c :

$$\pi \rho T_c \sum_{\omega} \frac{1}{|\omega|} \tanh\left(\frac{\gamma_0 |\omega'|}{2\omega_D}\right) = 1, \quad (28)$$

where

$$\omega' = \omega + \frac{A_0}{2\tau_0}, \quad \rho = \rho_0 A_0 < \rho_0,$$

and $\rho_0 = \lambda N(\varepsilon_F)$ is the renormalized coupling constant. By carrying out the summation over $\omega = \pi T_c(2n+1)$ in Eq. (28), we receive the equation for reduced critical temperature $\tau = T_c/T_c^0$:

$$\tau = \exp \left\{ \left(\frac{1}{\rho_0} - \frac{1}{\rho} \right) - \Phi[\eta_0(\tau)] \right\}, \quad (29)$$

where

$$\Phi(\eta_0) = \sum_{n=0}^{+\infty} \frac{4\Gamma_0 e^{-(2n+1)\eta_0}}{(2n+1)(1+\Gamma_0 e^{-(2n+1)\eta_0})},$$

$$\eta_0(\tau) = \frac{\gamma_0 \pi T_0}{\omega_D} \tau, \quad \tau = T_c/T_c^0,$$

$$\Gamma_0 = \exp \left(-\frac{\gamma_0 A_0}{2\tau_0 \omega_D} \right),$$

and $T_c^0 = 2\pi^{-1} \omega_D \gamma e^{-1/\rho_0}$ ($\gamma = e^C$, $C = 0.577\dots$) is transition temperature of the bulk superconductor.

VI. NUMERICAL ANALYSIS

In this section we present the results of numerical calculation of the critical temperature T_c . We first will demonstrate the general features of a behavior of the system. Then we will consider some specific examples

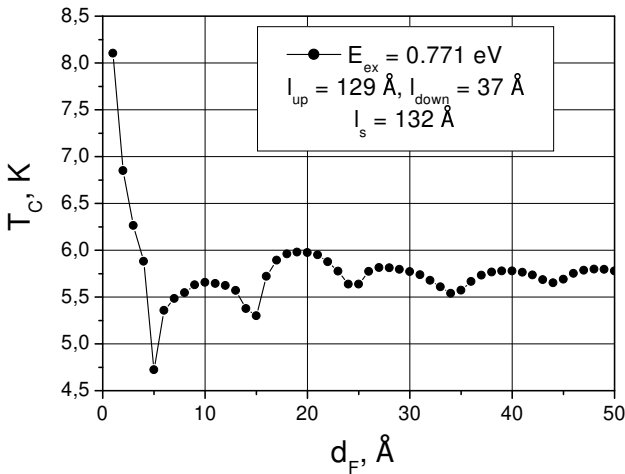


FIG. 3: Critical temperature T_c for the F/S/F trilayer as a function of the ferromagnetic layer thickness d_F . The parameters are $\varepsilon_{\text{ex}} = 0.771$ eV, $l_{\uparrow} = 129$ Å, $l_{\downarrow} = 37$ Å, $l_s = 132$ Å, $k_F = 0.826$ Å⁻¹, $\omega_D = 275$ K, $T_c^0 = 9.25$ K.

of the experimental situation (it is yet known to be controversial) which can be interpreted in the framework of the model presented in the paper. In the last subsection the dependence of T_c on the orientation of magnetic moments in F layers is discussed.

A. Oscillatory behavior of T_c

To solve the equation (29) for T_c for fixed thicknesses d_F and d_S of F and S layers, one first has to find numerically the wave vector q_* which determines the order parameter $\Delta(z) = \Delta \cos(q_* z)$ (see details in Sec. V). The numerical analysis shows that the iterative procedure for parameter $\delta_0 = q^2 d^2/2$ is well convergent (here $d = d_S/2$), and the fixed point δ_0^* of mapping is unique. The precision 0.01% for δ_0^* can be achieved at 4 ÷ 6 iterations. After q_* is found, the coefficients A_0 and γ_0 of the approximation (24) are determined numerically for given d_F and d_S , and then Eq. (29) can be solved.

The critical temperature $T_c(d_F)$ as a function of ferromagnetic layer thickness d_F under fixed $d_S = 400$ Å is shown in Fig. 3, where other model parameters are $k_F = 0.826$ Å⁻¹ (Fermi momentum in the superconductor), $\varepsilon_{\text{ex}} = 0.771$ eV (exchange field in the ferromagnet), $l_{\uparrow} = 129$ Å, $l_{\downarrow} = 37$ Å (spin-dependent mean free paths in the F-layer), $l_s = 132$ Å (electron mean free path in the S-layer). The effective electron mass is $m = m_e$ (where m_e is a bare electron mass). For superconductor we chose $\omega_D = 276$ K and $T_c^0 = 9.25$ K which are the parameters of bulk Nb. The corresponding normalized magnitude $(1 - \delta_0)$ of the order parameter at the S/F interface as a function of d_F is shown in Fig. 4.

Both functions $(1 - \delta_0)$ and $T_c(d_F)$ show the pronounced damping oscillatory behavior with the same pe-

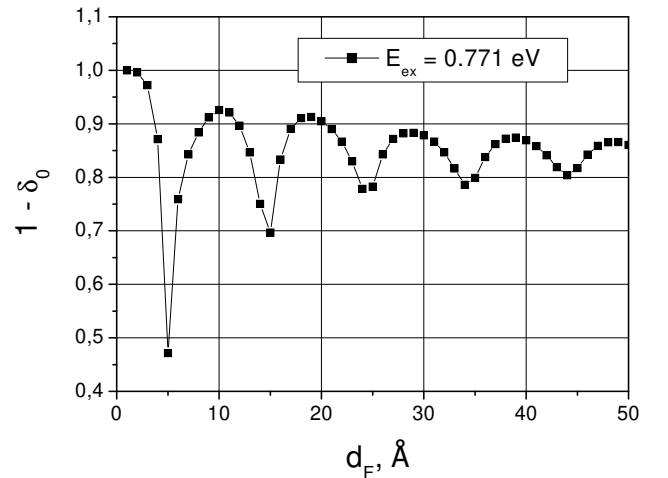


FIG. 4: The dependence of the normalized amplitude $(1 - \delta_0)$ of the superconducting order parameter at the S/F interface as a function of the F-layer thickness d_F for the same parameters as in Fig. 3.

TABLE I: The comparison of the periods of oscillations ξ_F predicted by formula (30) with the period $\tilde{\xi}_F$ obtained from numerical analysis for different values of exchange field ε_{ex} , effective electron mass m (in units of a bare electron mass m_e) and a superconductor layer thickness d_S . Other model parameters are the same as in Fig. 3. The accuracy of determining of ξ_F is restricted because of a finite step for d_F in numerical calculations.

ε_{ex} (eV)	m (m_e)	d_S (Å)	ξ_F (Å)	$\tilde{\xi}_F$ (Å)
0.385	1.0	400	13.97	14.0
0.771	1.0	400	9.98	10.0
1.156	1.0	400	8.06	8.0
2.027	1.0	400	6.09	6.0
0.610	0.45	600	16.55	16.5

riod. The oscillatory behavior of $T_c(d_F)$ is a consequence of oscillations of the amplitude $\Delta(d) = \Delta(1 - \delta_0)$ of the order parameter at the S/F interface when d_F is varying. It is clear that the minima of $\Delta(d)$ correspond to minima of T_c and the maximum values of $\Delta(d)$ correspond to the maxima of T_c , as they should. The oscillations of $\Delta(d)$ in turn are caused by the oscillations of the anomalous Green's function $F(z)$ in the F-layer. The function $F(z)$ must satisfy the zero boundary condition at the ferromagnet/vacuum interface. Because of the oscillatory behavior of $F(z)$ in the F-region, the order parameter at the S/F interface is forced to adjust such a way that the condition $F(a) = 0$ is fulfilled at the outer boundary $z = a$ of the F-layer. However, since the exact dependence of $F(z)$ on $z_1 = z - d$ is determined not only by the sine and cosine of arguments $(p_3^\uparrow - p_3^\downarrow)z_1$, but also by the terms with sine and cosine from $(p_3^\uparrow + p_3^\downarrow)z_1$, the period of T_c -oscillations does not correlate with the length $\xi_m^0 = \pi v_F / \varepsilon_{\text{ex}}$ which is only the approximate value of the period of slow oscillations of $F(z)$.

The results of numerical experiments, presented in Table I for different values of exchange field ε_{ex} and effective electron mass m , show that the period ξ_F of T_c -oscillations is defined as

$$\xi_F = \frac{\pi}{\sqrt{m\varepsilon_{\text{ex}}}} = \sqrt{\pi\xi_m^0 k_F^{-1}}, \quad (30)$$

here k_F is the Fermi momentum in a superconductor. The period ξ_F , therefore, does not depend on the electron mean free paths in the S- and F-layers. The first minimum of $T_c(d_F)$ is achieved at the thickness $\xi_F/2$, the location of first maximum is ξ_F .

The strong scattering in the ferromagnetic layers significantly damps the oscillations of T_c (see Fig. 5), but the period of oscillations (if they are not suppressed completely) is fixed for any values of the mean free paths l_\uparrow and l_\downarrow . As it follows from the analysis presented in Sec. III, the reason of such a behavior is that the strong scattering in the F-region decreases only the characteristic length l_0 of decay of the Cooper pair wave function

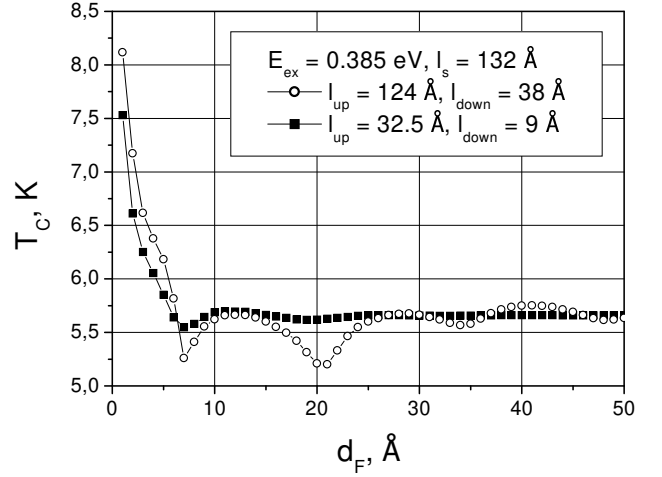


FIG. 5: The critical temperature $T_c(d_F)$ for the case of weak and strong scattering in the ferromagnetic layers; $\varepsilon_{\text{ex}} = 0.385$ eV, $l_s = 132$ Å. Dots (weak scattering): $l_\uparrow = 124$ Å, $l_\downarrow = 38$ Å; squares (strong scattering): $l_\uparrow = 32.5$ Å, $l_\downarrow = 9$ Å.

$F(z)$ but the period $\sim \xi_m^0$ of its oscillations remains invariable. The less pronounced are the oscillations of $F(z)$ with respect to $z_1 = z - d$ in the case of strong electron scattering, the less is the amplitude of oscillations of $\Delta(d)$ and T_c with respect to a ferromagnetic layer thickness d_F . In the case of extremely strong scattering the oscillations of Cooper pair wave function $F(z)$ in the F-layer are suppressed and the coherent coupling, which was established due to these oscillations between two boundaries of ferromagnetic layer, is destroyed — therefore the oscillations of T_c are suppressed completely.

$T_c(d_F)$ for different values of mean free path l_s in the S-layer is shown in Fig. 6. The strong scattering (small l_s)

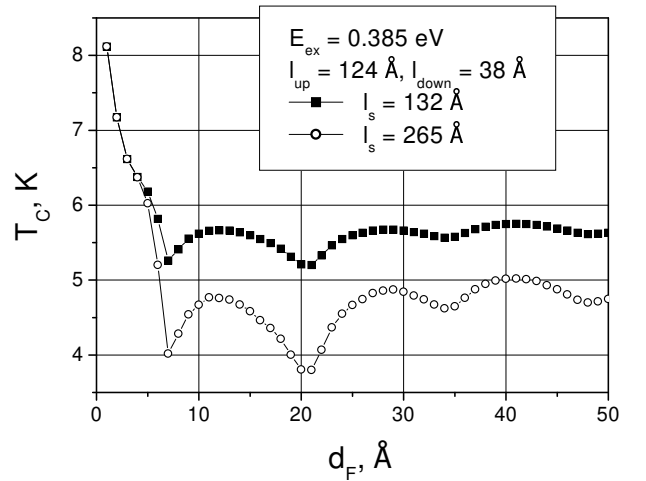


FIG. 6: The critical temperature $T_c(d_F)$ for different values of the mean free paths in the S-layer; $\varepsilon_{\text{ex}} = 0.385$ eV, $l_\uparrow = 124$ Å, $l_\downarrow = 38$ Å. Squares: $l_s = 132$ Å; dots: $l_s = 265$ Å.

suppresses the amplitude of oscillations. For smaller values of l_s the critical temperature is higher. That is clear, because for thin superconducting films T_c is reduced with respect to T_c^0 due to dimensional effect, and the magnitude of T_c depends on d_S only via the ratio d_S/ξ_S , where $\xi_S \propto \sqrt{\xi_0 l_s}$ is a coherence length for the dirty superconductor, ξ_0 is a BSC coherence length. Therefore small lengths l_s correspond to large values of the effective film thickness d_S/ξ_S .

B. Comparison with experiment

Experimental situation on the oscillatory behavior of $T_c(d_F)$ in the S/F structures is known to be controversial. Nevertheless, there are two groups of experiments described in the literature where oscillations of $T_c(d_F)$ were clearly observed and the 3d ferromagnets were used as F layers — these are reports on Fe/Nb/Fe trilayers by Mühge *et al.*⁸, and Nb/Co and V/Co multilayers by Obi *et al.*⁹.

In Fig. 7 the fitting is shown to experimental data by Mühge *et al.*⁸ for Fe(d_F)/Nb(400 Å)/Fe(d_F) trilayers prepared by rf sputtering. According to formula (30) the period ξ_F of oscillations is determined by exchange splitting energy in the ferromagnet. If we take the value $\varepsilon_{\text{ex}}^d \simeq 0.149$ Ry = 2.03 eV (Ref. 30) of exchange splitting of the Fe d -bands near the Fermi energy and put $m = m_e$, we obtain $\xi_F^{(d)} = 6.09$ Å (see Table I) which is too small compared to the location of a maximum at $d_F \sim 10 \div 15$ Å in Fig. 7. However, we can assume that in the S and F layers the Cooper pairs are formed by s electrons of Nb and Fe. The value of exchange splitting $\varepsilon_{\text{ex}}^s = 0.028$ Ry = 0.381 eV at the bottom of Fe s bands (Γ point, Ref. 30) together with $m = m_e$ gives the period $\xi_F = 14.05$ Å. Thus, the first minimum of $T_c(d_F)$ is at the point $\xi_F/2 \approx 7$ Å, and the first maximum is at $\xi_F \approx 14$ Å. From Fig. 7 it follows that these values well correlate with positions of minimum and maximum which can be roughly determined from the scattered experimental points. We have put $\varepsilon_F = 0.387$ Ry corresponding to the s band of Nb (Ref. 30) which gives the Fermi momentum value $k_F = 1.18$ Å⁻¹ for $m = m_e$. We used $\omega_D = 276$ K and $T_c^0 = 9.25$ K for Nb. The fitting parameters are the values of mean free paths in Fe and Nb which were estimated approximately as $l_{\uparrow} = 120$ Å, $l_{\downarrow} = 40$ Å, and $l_s = 269$ Å.

Note, that magnetic measurements by Mühge *et al.* showed that thin Fe layers were not magnetic for $d_F \leq 7$ Å, and authors assumed that magnetically "dead" Fe-Nb alloy of a thickness about 7 Å was formed at the interfacial S/F region for all samples with different d_F (the region $d_F \leq 7$ Å in Fig. 7 is poorly described by a theoretical curve). Mühge *et al.* qualitatively explained the observed non-monotonic behavior of $T_c(d_F)$ in terms of a rather complex behavior of this magnetically "dead" Fe-Nb layer when d_F was varying (see details in Ref. 8). They also argued that a non-monotonic $T_c(d_F)$ behavior

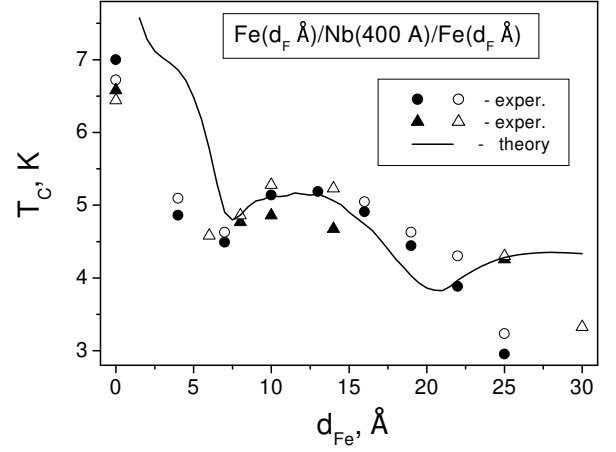


FIG. 7: The comparison of the theoretical $T_c(d_F)$ curve with experiment by Mühge *et al.* (Ref. 8) for Fe/Nb(400 Å)/Fe trilayers. The fitting parameters are $l_{\uparrow} = 120$ Å, $l_{\downarrow} = 40$ Å, $l_s = 269$ Å.

in their case could not be possible due to the mechanism of π coupling as it was predicted for the S/F multilayers because of a single S layer in the trilayer system. Indeed, the well-known theoretical prediction by Buzdin *et al.*^{3,4} ascribes the oscillatory behavior of $T_c(d_F)$ to the periodical switching of the ground state energy between 0- and π -phases which the order parameter can have if the neighboring S-layers in the S/F multilayer are coupled. However, from the analysis presented in the present paper it follows that the appearance of oscillatory behavior of $T_c(d_F)$ does not necessary require the π coupling and can occur also for a trilayer (or bilayer) F/S/F structure. If the exchange field h in a ferromagnet plays a domi-

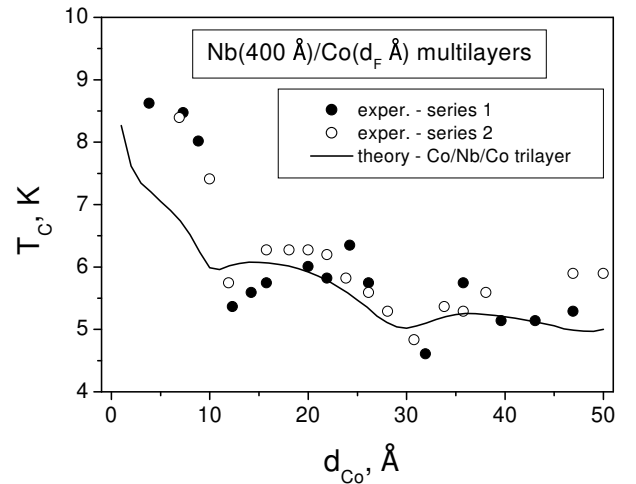


FIG. 8: The comparison of the theoretical $T_c(d_F)$ curve with experiment by Obi *et al.* (Ref. 9) for Nb(400 Å)/Co multilayers. The fitting parameters are $l_{\uparrow} = 240$ Å, $l_{\downarrow} = 80$ Å, $l_s = 188$ Å.

nant role in the pair-breaking mechanism compared to other possible mechanisms then, obviously, the reason of the oscillatory behavior of $T_c(d_F)$ in trilayers (bilayers) and multilayers is common and this reason is the oscillatory behavior of the Cooper pair wave function in the F-region.

The theoretical curve $T_c(d_F)$ compared to experimental data for Nb/Co multilayers by Obi *et al.* is shown in Fig. 8. The exchange splitting of Co spin-up and down s bands at Γ point is $\varepsilon_{\text{ex}} = 0.014$ Ry (Ref. 30) which gives $\xi_F = 19.87$ Å ($m = m_e$). The first and second minimum of $T_c(d_F)$ should, therefore, be placed at points $d_{\text{min}}^1 = 10$ Å and $d_{\text{min}}^2 = 30$ Å. These values are well coincide with values 12 Å and 32 Å obtained from experiment. The fitting values of mean free paths are $l_{\uparrow} = 240$ Å, $l_{\downarrow} = 80$ Å, and $l_s = 188$ Å. Note, however, that in experiment Nb/Co structures are multilayers. A good qualitative resemblance of theoretical T_c curve calculated for a trilayer structure with experimental points for a multilayer and the agreement between theoretical and experimental values of d_{min}^1 and d_{min}^2 allows us to assume that neighboring S layers were decoupled in experimental situation, so that each S layer with surrounding it thin F layers behaves as independent F/S/F subsystem which does not interact with the other ones. As it was observed by Strunk *et al.*¹⁰ for similar Nb/Fe multilayered system (where F-layer is 3d transition metal), the decoupling regime is set when d_F is larger than some critical value d_c^{dc} which in turn is less than the critical thickness d_c^F of the onset of ferromagnetism. This threshold value was $d_c^F \approx 7$ Å in experiments by Obi *et al.*⁹ Also it was noted⁹ that d_c^F was less than the first minimum of T_c at $d_{\text{min}}^1 \approx 12$ Å, so that this minimum could not be ascribed to the onset of ferromagnetism as it was argued by Mühge *et al.* for Fe/Nb/Fe trilayers⁸. Our theoretical explanation assuming the decoupling regime is invalid only for very thin Fe layers with $d_F < d_c^{\text{dc}}$ where, moreover, thin Fe films are nonmagnetic due to alloying effect.

Note also, that experiments by Obi *et al.*⁹ on $\text{Nb}_{1-x}\text{Ti}_x/\text{Co}$ multilayers with $\text{Nb}_{1-x}\text{Ti}_x$ alloy being superconductor with small coherence length did not reveal the oscillatory behavior of T_c but showed only a small reduction of the critical temperature $T_c \approx 8$ K for large d_F compared to the bulk value $T_c^0 \approx 9.2$ K (see Fig. 3 in Ref. 9). Therefore, our observations of increasing of T_c when the scattering is strong in S-layer together with damping of oscillations for small l_s (see Fig. 6) are in a qualitative agreement with these experimental observations.

C. Spin-orientation dependence of T_c

It was predicted recently^{19,20} that T_c of F/S/F structures can be modified by changing the orientation of magnetic moments of the ferromagnetic layers. Calculations based on the solution of Usadel equations^{19,20} showed that for some parameters the structure has either zero or

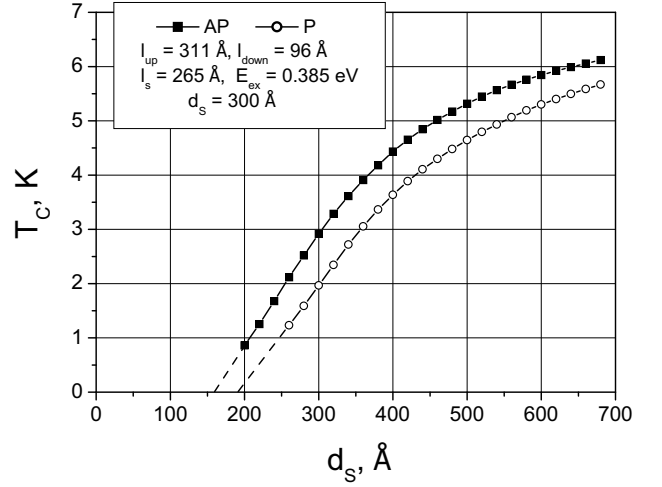


FIG. 9: T_c of the F/S/F trilayer as a function of the S-layer thickness d_s for AP (squares) and P (dots) configuration of magnetizations in the F layers at $d_F = 8$ Å. Other parameters are: $\varepsilon_{\text{ex}} = 0.385$ eV, $k_F = 0.826$ Å⁻¹, $l_s = 265$ Å, $l_{\uparrow} = 311$ Å, $l_{\downarrow} = 96$ Å.

lower value of T_c for the parallel (P) alignment of magnetizations as compared to the antiparallel (AP) alignment. We, therefore, can examine this prediction in the framework of the considered model.

The numerical calculations of the initial anomalous Green's function $F(z)$ (when Δ is a parameter) for the P-case shows that if Δ takes the real values then $F(z)$ is complex-valued. The method of a construction of the matrix Green's function described in Sec. III can not be extended directly for the case of complex Δ — it turns out that the currents (12) are not constants in this case. We, therefore, adopted the following approximation. Denote

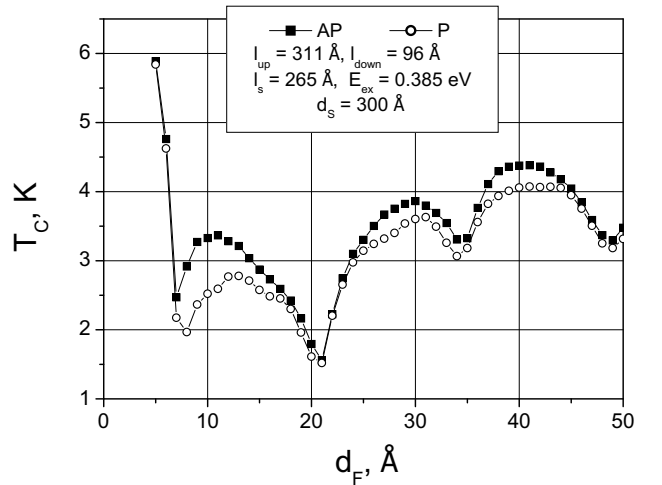


FIG. 10: $T_c(d_F)$ of the F/S/F trilayer for AP (squares) and P (dots) configuration of magnetizations; $d_s = 300$ Å, other parameters are the same as in Fig. 9.

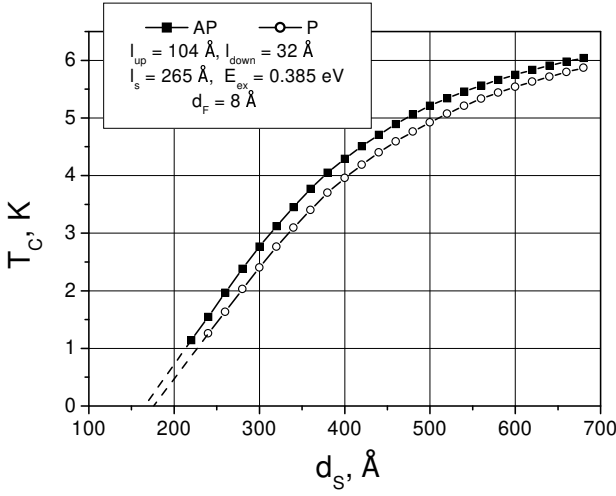


FIG. 11: $T_c(d_S)$ for AP (squares) and P (dots) configurations for the case of strong scattering in the F-layers: $l_{\uparrow} = 104 \text{ Å}$, $l_{\downarrow} = 32 \text{ Å}$; other parameters are the same as in Fig. 9.

$\Delta(z) = \Delta_0(z) \exp\{i\varphi(z)\}$, where $\Delta_0(z)$ is real. Then from Eq. (4) it follows that $F(z) = F_0(z) \exp\{-i\varphi(z)\}$ where $F_0(z)$ is real. Let us assume that $\varphi(z)$ is weakly varying phase in the S-layer and set $\varphi(z) \approx \varphi_0$. After the phases of complex-valued functions $F(z)$ and $\Delta(z)$ have been extracted then the real-valued function $F_0(z)$ depends on $\Delta_0(z)$ only. Thus instead of real-valued $\Delta(z)$ in the AP-case we can work with modulus $\Delta_0(z) = |\Delta(z)|$ of the order parameter in the P-case and can use all the results described in previous sections.

We have checked the condition $\varphi(z) \approx \varphi_0$ in the numerical calculations. The error $\delta\varphi = 2\Delta\phi/\pi$, where $\Delta\phi = |\varphi(0) - \varphi(d)|$, was observed to be small ($\simeq 3\%$) for thick films ($d_S \sim 600 \text{ Å}$) and large T_c ; $\delta\varphi$ deviated from zero ($\delta\varphi \sim 15\%$) only in the region of d_S where T_c was close to zero ($T_c < 1 \text{ K}$).

We were able to obtain the significant difference $\Delta T = T_c^{\text{AP}} - T_c^{\text{P}} (\simeq 0.9 \text{ K})$ for the case of weak scattering in both metals. In Figs. 9 and 10 the $T_c(d_S)$ and $T_c(d_F)$ curves for P and AP configurations are shown for values of mean free paths $l_{\uparrow} = 311 \text{ Å}$, $l_{\downarrow} = 96 \text{ Å}$, $l_s = 265 \text{ Å}$ and $\varepsilon_{\text{ex}} = 0.385 \text{ eV}$. For $T_c(d_S)$ curves the F-layer thickness is $d_F = 8 \text{ Å}$ [the first minimum of $T_c(d_F)$]. For $T_c(d_F)$ the S-layer thickness is $d_S = 300 \text{ Å}$. Strong scattering either in the F-layer or in the S-layer suppresses the effect (see Fig. 11).

Close to critical thickness d_c of the superconducting layer, T_c is reduced significantly (dashed lines in Figs. 9 and 11) and the approximation of a fixed phase φ_0 for $\Delta(z)$, which we adopted, works badly. Also the approximations (26) are not enough accurate due to small value of $\gamma_0 \sim 1.5$ in these region of d_S . At d_S close to d_c (i.e., when $T_c \rightarrow 0$) we, therefore, can approximate T_c by the scaling relation which can be obtained for the F/S/F

geometry using a linearized Ginsburg-Landau theory³¹:

$$T_c(d_S) = T_c^0 \left[1 - \left(\frac{d_c}{d_S} \right)^2 \right].$$

Critical temperature T_c is larger for AP configuration in accordance with conclusions of Refs.^{19,20}, so that $d_c^{\text{AP}} < d_c^{\text{P}}$. The slopes of T_c curves are different at critical points:

$$T'_c(d_c^{\text{AP}}) = \frac{2T_c^0}{d_c^{\text{AP}}}, \quad T'_c(d_c^{\text{P}}) = \frac{2T_c^0}{d_c^{\text{P}}},$$

and $T'_c(d_c^{\text{AP}}) > T'_c(d_c^{\text{P}})$.

Even if the scattering is weak, the effect is strongly pronounced only in the region of the first minimum of $T_c(d_F)$ (see Fig. 10):

$$\xi_F/2 \leq d_F \leq \xi_F. \quad (31)$$

Therefore, we can conclude that the observation of a significant difference $\Delta T = T_c^{\text{AP}} - T_c^{\text{P}}$ between critical temperatures requires measurements on the nanostructures of high quality with weak electron scattering. These can be, for example, epitaxially grown nanostructures where electron transport is most likely can be considered as ballistic. The weak ferromagnets with moderate values h of exchange field are preferred since then the region of d_F given by inequality (31) moves from the critical point of the onset of ferromagnetism.

VII. SUMMARY

In conclusion, we have presented a theory of proximity effect in F/S/F trilayer nanostructures where S is a superconductor and F are layers of 3d transition ferromagnetic metal. As a starting point of our calculations, we took the system of Gor'kov equations, which determine the normal and anomalous Green's functions. The solution of these equations was found analytically together with a self-consistent evaluation of the superconductor order parameter. In accordance with the known quasiclassical theories of proximity effect for S/F multilayers^{3,4,15,16}, we found that due to a presence of exchange field in the ferromagnet the anomalous Green's function $F(z)$ exhibits a damping oscillatory behavior in the F-layer as a function of a distance z from the S/F interface. In the presented model a half of the period of oscillations of $F(z)$ is determined by the length $\xi_m^0 = \pi v_F / \varepsilon_{\text{ex}}$, where v_F is a Fermi velocity, ε_{ex} is an exchange field, and the length of damping is $l_0 = (1/l_{\uparrow} + 1/l_{\downarrow})^{-1}$, where l_{\uparrow} and l_{\downarrow} are spin-dependent mean free paths in the ferromagnetic layer. The oscillatory behavior of the anomalous Green's function (Cooper pair wave function) in the F-region and a zero boundary condition $F(z=a) = 0$ at the F/vacuum interface ($z=a$) give rise to the oscillatory dependence of the superconductor order parameter at the S/F interface *vs* the F-layer thickness d_F . These oscillations result in oscillations of the superconductor transition temperature $T_c(d_F)$ with a period $\xi_F = \pi / \sqrt{m \varepsilon_{\text{ex}}}$. Thus

we have demonstrated that the nonmonotonic oscillatory dependence of critical temperature $T_c(d_F)$ does not necessarily require the mechanism of π -coupling between neighboring superconducting layers as it takes place for the S/F multilayers^{3,4}. The strong electron scattering either in the superconductor or in the ferromagnet significantly suppresses the oscillations. In the case of extremely strong scattering in the ferromagnet the length of damping l_0 becomes very short and the oscillations of T_c are suppressed completely. The reason of that is the loss of coherent "coupling" between two boundaries of ferromagnetic layer that was established due to oscillations of Cooper pair wave function $F(z)$.

We have made a fit of the calculated $T_c(d_F)$ dependence to experimental data for Fe/Nb/Fe trilayers by Mühge *et al.*⁸ and Nb/Co multilayers by Obi *et al.*⁹. We found a good resemblance of theoretical curves and experimental points having assumed that Cooper pairs in the ferromagnet are mainly formed by s electrons of Fe or Co. The interpretation of oscillatory T_c dependence in experiments with Nb/Co multilayers was made on assumption that superconducting Nb layers are not coupled.

In the framework of the proposed model we have also investigated a recently predicted effect^{19,20} of influence of the mutual orientation of magnetic moments of ferromagnetic layers on T_c . We found that significant difference $\Delta T = T_c^{AP} - T_c^P > 0$ (~ 0.9 K) between critical temperatures for parallel (P) and antiparallel (AP) configurations can be achieved for the case of weak scattering in both metals, and the effect is strongly pronounced only in the region of the first minimum of $T_c(d_F)$: $\xi_F/2 \leq d_F \leq \xi_F$.

Acknowledgments

This work was partially supported by Russian Foundation for Basic Research under grant No. 00-02-17738. A.B. is grateful to NATO Science Fellowships Program for a financial support.

APPENDIX A

If we denote

$$r_+^\mu = R_+^\mu + R_-^\mu, \quad r_-^\mu = R_+^\mu - R_-^\mu,$$

where $r = a, b, c, d$; $R = A, B, C, D$, $\mu = \uparrow, \downarrow$, then for r_\pm^μ we have

$$\begin{aligned} a_+^\uparrow &= \frac{\sin \varphi_+}{1 - \alpha^2}, & b_+^\uparrow &= -\alpha \frac{\sin \varphi_+}{1 - \alpha^2}, \\ a_-^\uparrow &= \left(\frac{p_1^\uparrow}{ik_+} \right) \frac{\cos \varphi_+}{1 - \alpha^2}, & b_-^\uparrow &= -\alpha \left(\frac{p_1^\uparrow}{ik_-} \right) \frac{\cos \varphi_+}{1 - \alpha^2}, \\ a_+^\downarrow &= -\alpha \frac{\sin \varphi_-}{1 - \alpha^2}, & b_+^\downarrow &= \frac{\sin \varphi_-}{1 - \alpha^2}, \end{aligned}$$

$$a_-^\downarrow = -\alpha \left(\frac{p_1^\downarrow}{ik_+} \right) \frac{\cos \varphi_-}{1 - \alpha^2}, \quad b_-^\downarrow = \left(\frac{p_1^\downarrow}{ik_-} \right) \frac{\cos \varphi_-}{1 - \alpha^2},$$

$$\begin{aligned} c_+^\uparrow &= \frac{\sin \psi_+}{1 - \alpha^2}, & d_+^\uparrow &= -\alpha \frac{\sin \psi_+}{1 - \alpha^2}, \\ c_-^\uparrow &= -\left(\frac{p_3^\uparrow}{ik_+} \right) \frac{\cos \psi_+}{1 - \alpha^2}, & d_-^\uparrow &= \alpha \left(\frac{p_3^\uparrow}{ik_-} \right) \frac{\cos \psi_+}{1 - \alpha^2}, \\ c_+^\downarrow &= -\alpha \frac{\sin \psi_-}{1 - \alpha^2}, & d_+^\downarrow &= \frac{\sin \psi_-}{1 - \alpha^2}, \\ c_-^\downarrow &= \alpha \left(\frac{p_3^\downarrow}{ik_+} \right) \frac{\cos \psi_-}{1 - \alpha^2}, & d_-^\downarrow &= -\left(\frac{p_3^\downarrow}{ik_-} \right) \frac{\cos \psi_-}{1 - \alpha^2}. \end{aligned}$$

Here the quantities

$$\begin{aligned} \varphi_+ &= p_1^\uparrow(a - d), & \psi_+ &= p_3^\uparrow(a - d), \\ \varphi_- &= p_1^\downarrow(a - d), & \psi_- &= p_3^\downarrow(a - d) \end{aligned}$$

are the phases which the electron or hole acquires when it propagates through the F-layer.

APPENDIX B

The determinant $\text{Den} = \det J / (1 - \alpha^2)^2$ of the matrix of currents is given by the expression

$$\text{Den} = -D_0 + \Gamma_+ e^{2i\theta} + \Gamma_- e^{-2i\theta},$$

where

$$\begin{aligned} D_0 &= 4k_+^2 \begin{vmatrix} A_+^\uparrow & A_+^\downarrow \\ A_-^\uparrow & A_-^\downarrow \end{vmatrix} \times \begin{vmatrix} C_+^\uparrow & C_+^\downarrow \\ C_-^\uparrow & C_-^\downarrow \end{vmatrix} \\ &+ 4k_-^2 \begin{vmatrix} B_+^\uparrow & B_+^\downarrow \\ B_-^\uparrow & B_-^\downarrow \end{vmatrix} \times \begin{vmatrix} D_+^\uparrow & D_+^\downarrow \\ D_-^\uparrow & D_-^\downarrow \end{vmatrix} \\ &+ 4k_+ k_- e^{2\delta} \begin{vmatrix} A_+^\uparrow & A_-^\downarrow \\ B_+^\uparrow & B_-^\downarrow \end{vmatrix} \times \begin{vmatrix} C_+^\uparrow & C_-^\downarrow \\ D_+^\uparrow & D_-^\downarrow \end{vmatrix} \\ &+ 4k_+ k_- e^{-2\delta} \begin{vmatrix} A_+^\uparrow & A_+^\downarrow \\ B_-^\uparrow & B_-^\downarrow \end{vmatrix} \times \begin{vmatrix} C_-^\uparrow & C_-^\downarrow \\ D_+^\uparrow & D_+^\downarrow \end{vmatrix}, \\ \Gamma_+ &= 4k_+ k_- \begin{vmatrix} A_+^\uparrow & A_+^\downarrow \\ B_+^\uparrow & B_+^\downarrow \end{vmatrix} \times \begin{vmatrix} C_+^\uparrow & C_-^\downarrow \\ D_-^\uparrow & D_-^\downarrow \end{vmatrix}, \\ \Gamma_- &= 4k_+ k_- \begin{vmatrix} A_+^\uparrow & A_-^\downarrow \\ B_+^\uparrow & B_-^\downarrow \end{vmatrix} \times \begin{vmatrix} C_+^\uparrow & C_+^\downarrow \\ D_+^\uparrow & D_+^\downarrow \end{vmatrix}. \end{aligned}$$

APPENDIX C

The coefficients X_\pm^μ, Y_\pm^μ have to be found from the conditions of continuity of functions $\varphi_\mu(z)$ and their derivatives at the S/F interface $z = d$. Denote $\phi_\mu^\pm = \varphi_\mu^\pm(d)$,

$\phi_\mu'^{\pm} = \frac{d}{dz}\varphi_\mu^{\pm}(d)$. Using the solutions $\varphi_\mu(z)$ (11) in the region $-d < z < d$, we have

$$\begin{pmatrix} \phi_\mu^+ \\ \phi_\mu^- \end{pmatrix} = \begin{pmatrix} 1 & \alpha \\ \alpha & 1 \end{pmatrix} \begin{pmatrix} A_+^\mu e^{i\theta_+} + A_-^\mu e^{-i\theta_+} \\ B_+^\mu e^{i\theta_-} + B_-^\mu e^{-i\theta_-} \end{pmatrix},$$

$$\begin{pmatrix} \phi_\mu'^+ \\ \phi_\mu'^- \end{pmatrix} = \begin{pmatrix} 1 & \alpha \\ \alpha & 1 \end{pmatrix} \begin{pmatrix} ik_+ [A_+^\mu e^{i\theta_+} - A_-^\mu e^{-i\theta_+}] \\ ik_- [B_+^\mu e^{i\theta_-} - B_-^\mu e^{-i\theta_-}] \end{pmatrix}.$$

Let $x_\pm = X_+^\mu \pm X_-^\mu$, $y_\pm = Y_+^\mu \pm Y_-^\mu$. Then for x_\pm , y_\pm we get

$$\begin{aligned} x_+^\mu &= \phi_\mu^+ \cos \psi_+ + \frac{1}{p_3} \phi_\mu'^+ \sin \psi_+, \\ x_-^\mu &= \frac{1}{i} \phi_\mu^+ \sin \psi_+ - \frac{1}{ip_3} \phi_\mu'^+ \cos \psi_+, \\ y_+^\mu &= \phi_\mu^- \cos \psi_- + \frac{1}{p_3} \phi_\mu'^- \sin \psi_-, \\ y_-^\mu &= \frac{1}{i} \phi_\mu^- \sin \psi_- - \frac{1}{ip_3} \phi_\mu'^- \cos \psi_-. \end{aligned}$$

APPENDIX D

Let us define the quantities

$$\begin{aligned} \lambda_\pm^{-1} &= \frac{2m}{k_\pm} \sqrt{\omega^2 + \Delta^2}, \\ W_\pm &= \frac{\Delta^2}{3} \left(\frac{m}{k_\pm} \right)^2 q^2, \\ V_\pm &= \frac{q^2}{2} \left(\frac{m}{k_\pm} \right) \left[\frac{\omega^2}{\sqrt{\omega^2 + \Delta^2}} \mp \omega \right]. \end{aligned}$$

In case of $q \neq 0$ four linear independent solutions of Eq. (6) have the form:

i) solution $u_+(z)$:

$$u_+(z) = \begin{pmatrix} e^{ik_+z+i\eta_+^{(+)}(z)} \\ \alpha e^{ik_+z+i\eta_-^{(+)}(z)} \end{pmatrix},$$

where

$$\eta_+^{(+)}(z) = -i\lambda_+ W_+ z^3 + i\lambda_+ V_+ z^2$$

$$\begin{aligned} &+ 2i\lambda_+^2 V_+ z + 2i\lambda_+^3 V_+ \\ &\equiv \tau_3^+ z^3 + \tau_2^+ z^2 + \tau_1^+ z + \tau_0^+, \\ \eta_-^{(+)}(z) &= \frac{1}{\alpha^2} \eta_+^{(+)}(z) + \frac{\Delta}{3\alpha} \left(\frac{m}{k_+} \right) q^2 z^3 \\ &\equiv \tau_3^- z^3 + \tau_2^- z^2 + \tau_1^- z + \tau_0^-; \end{aligned}$$

ii) solution $u_-(z)$:

$$u_-(z) = \begin{pmatrix} e^{-ik_+z-i\eta_+^{(-)}(z)} \\ \alpha e^{-ik_+z-i\eta_-^{(-)}(z)} \end{pmatrix},$$

where

$$\begin{aligned} \eta_\pm^{(-)}(z) &= -\eta_\pm^{(+)}(-z) \\ &= \tau_3^\pm z^3 - \tau_2^\pm z^2 + \tau_1^\pm z - \tau_0^\pm; \end{aligned}$$

iii) solution $v_+(z)$:

$$v_+(z) = \begin{pmatrix} \alpha e^{ik_-z+i\zeta_+^{(+)}(z)} \\ e^{ik_-z+i\zeta_-^{(+)}(z)} \end{pmatrix},$$

where

$$\begin{aligned} \zeta_+^{(+)}(z) &= i\lambda_- W_- z^3 + i\lambda_- V_- z^2 \\ &\quad - 2i\lambda_-^2 V_- z + 2i\lambda_-^3 V_- \\ &\equiv \rho_3^+ z^3 + \rho_2^+ z^2 + \rho_1^+ z + \rho_0^+, \\ \zeta_-^{(+)}(z) &= \alpha^2 \zeta_+^{(+)}(z) + \frac{\alpha\Delta}{3} \left(\frac{m}{k_-} \right) q^2 z^3 \\ &\equiv \rho_3^- z^3 + \rho_2^- z^2 + \rho_1^- z + \rho_0^-; \end{aligned}$$

iv) solution $v_-(z)$:

$$v_-(z) = \begin{pmatrix} \alpha e^{-ik_-z-i\zeta_+^{(-)}(z)} \\ e^{-ik_-z-i\zeta_-^{(-)}(z)} \end{pmatrix},$$

where

$$\begin{aligned} \zeta_\pm^{(-)}(z) &= -\zeta_\pm^{(+)}(-z) \\ &= \rho_3^\pm z^3 - \rho_2^\pm z^2 + \rho_1^\pm z - \rho_0^\pm. \end{aligned}$$

¹ L. N. Bulaevskii, V. V. Kuzii, A. A. Sobyenin, Pis'ma Zh. Éksp. Teor. Fiz. **25**, 314 (1977) [Sov. Phys. JETP Lett. **25**, 290 (1977)]

² A. I. Buzdin, M. Yu. Kupriyanov, Pis'ma Zh. Éksp. Teor. Fiz. **52**, 1089 (1990) [Sov. Phys. JETP Lett. **52**, 487 (1990)]

³ A. I. Buzdin, B. Bujicic, and M. Yu. Kupriyanov, Zh. Éksp. Teor. Fiz. **101**, 231 (1992) [Sov. Phys. JETP **74**, 124 (1992)]

⁴ Z. Radović, M. Ledvij, L. Dobrosavljević-Grujić, A. I. Buzdin, J. M. Clem, Phys. Rev. B **44**, 759 (1991)

⁵ H. K. Wong, B. Y. Jin, H. Q. Yang, J. B. Ketterson, and J. E. Hilliard, J. Low Temp. Phys. **63**, 307 (1986)

⁶ P. Koorevaar, Y. Suzuki, R. Coehoorn, J. Aarts, Phys. Rev. B **49**, 441 (1994)

⁷ J. S. Jiang, D. Davidović, D. H. Reich, and C. L. Chein, Phys. Rev. Lett. **74**, 314 (1995); J. S. Jiang, D. Davidović, D. H. Reich, and C. L. Chein, Phys. Rev. B **54**,

- 6119 (1996);
- ⁸ Th. Mühge, N. N. Garif'yanov, Yu. V. Goryunov, G. G. Khaliullin, L. R. Tagirov, K. Westerholt, I. A. Garifullin, and H. Zabel, Phys. Rev. Lett. **77**, 1857 (1996); Th. Mühge, K. Westerholt, H. Zabel, N. N. Garif'yanov, Yu. V. Goryunov, I. A. Garifullin, and G. G. Khaliullin, Phys. Rev. B **55**, 8945 (1997)
 - ⁹ Y. Obi, M. Ikebe, T. Kubo, and H. Fujimori, Physica C **317-318**, 149 (1999)
 - ¹⁰ C. Strunk, C. Sürgers, U. Paschen, and H. v. Löhneysen, Phys. Rev. B **49**, 4053 (1994)
 - ¹¹ J. Aarts, J. M. E. Geers, E. Brück, and R. Coehoorn, Phys. Rev. B **56**, 2779 (1997)
 - ¹² Th. Mühge, K. Theis-Bröhl, K. Westerholt, H. Zabel, N. N. Garif'yanov, Yu. V. Goryunov, I. A. Garifullin, and G. G. Khaliullin, Phys. Rev. B **57**, 5071 (1998)
 - ¹³ G. Verbanck, C. D. Potter, V. Metlushko, R. Schad, V. V. Moshchalkov, and Y. Bruynseraede, Phys. Rev. B **57**, 6029 (1998)
 - ¹⁴ Sangjun Oh, Yong-Hyun Kim, D. Youm, and M. R. Beasley, Phys. Rev. B **63**, 052501 (2000)
 - ¹⁵ E. A. Demler, G. B. Arnold, and M. R. Beasley, Phys. Rev. B **55**, 15174 (1997)
 - ¹⁶ M. G. Khusainov and Yu. N. Proshin, Phys. Rev. B **56**, R14283 (1997); Yu. N. Proshin, and M. G. Khusainov, Zh. Éksp. Teor. Fiz. **113**, 1708 (1998) [Sov. Phys. JETP **86**, 930 (1998)]
 - ¹⁷ L. Usadel, Phys. Rev. Lett. **25**, 507 (1970)
 - ¹⁸ L. P. Gorkov, Zh. Eksp. Teor. Fiz. **34**, 735 (1958) [Sov. Phys. JETP **7**, 505 (1958)]
 - ¹⁹ A. I. Buzdin, A. V. Vedyayev, and N. V. Ryzhanova, Europhys. Lett. **48**, 686 (1999)
 - ²⁰ L. R. Tagirov, Phys. Rev. Lett. **83**, 2058 (1999)
 - ²¹ H. W. Weber, E. Seidl, C. Laa, E. Schachinger, M. Prohammer, A. Junod, and D. Eckert, Phys. Rev. B **44**, 7585 (1991)
 - ²² H. Ehrenreich, Solid State Physics **31**, 149 (1976)
 - ²³ F. Brouers, A. Vedyayev, and M. Giorgino, Phys. Rev. B **7**, 380 (1973)
 - ²⁴ B. Dieny, V. S. Speriosy, S. S. P. Parkin, B. A. Gurney, P. Baumgart, and D. R. Wilhout, J. Appl. Phys. **69**, 4774 (1991)
 - ²⁵ A. V. Svidzinskii, *Spatially Inhomogeneous Problems of Superconductivity Theory* [in Russian] (Nauka, Moscow, 1982)
 - ²⁶ A. Andreev Zh. Éksp. Teor. Fiz. **46**, 1823 (1964) [Sov. Phys. JETP **19**, 1228 (1964)]
 - ²⁷ P. Fulde and R. A. Ferrel, Phys. Rev. **135**, A550 (1964)
 - ²⁸ A. Larkin and Y. Ovchinnikov, Zh. Éksp. Teor. Fiz. **47**, 1136 (1964) [Sov. Phys. JETP **20**, 762 (1965)]
 - ²⁹ L. D. Landau and I. M. Lifshitz. *Quantum mechanics, Course of Theoretical Physics*, Vol. 3 (Pergamon, Oxford, 1977)
 - ³⁰ V. L. Moruzzi, J. F. Janak, and A. R. Williams, *Calculated Electronic Properties of Metals* (Pergamon, New York, 1978).
 - ³¹ H. Schinz and F. Schwabl, J. Low Temp. Phys. **88**, 347 (1992)