

Specific heat anomaly in the d-density wave state and emergence of incommensurate orbital antiferromagnetic order

Hae-Young Kee and Yong Baek Kim

Department of Physics, University of Toronto, Toronto, Ontario, Canada M5S 1A7

(Dated: December 2, 2024)

We study the effect of finite chemical potential on the d-density wave state that has been proposed to explain the pseudogap phenomena in underdoped cuprates. We find that the specific heat anomaly at the transition temperature, below which the d-density wave state forms, gets weaker when finite chemical potential is introduced. This provides a useful ground for the proper interpretation of the specific heat measurement in regard to the existence of the d-density wave state below the pseudogap temperature. Further increase of the chemical potential leads to an incommensurate orbital antiferromagnetic state before the system eventually turns into the normal state. This is an inhomogeneous state characterized by novel charge ordering and an analog of the Fulde-Ferrel-Larkin-Ovchinnikov (FFLO) state in superconductivity.

PACS numbers: 71.10.-w, 71.10.Fd, 71.10.Hf

a. Introduction One of the recent interesting proposals made in high temperature superconducting cuprates is that the so-called d-density wave state is responsible for the pseudogap phenomena.[1, 2] The d-density wave state is a particle-hole paired state with a finite momentum $\mathbf{Q}_0 = (\pi, \pi)$. The particle-hole pair wavefunction has a d-wave symmetry, $f(\mathbf{k}) \propto \cos k_x - \cos k_y$, that occurs due to the formation of staggered currents circulating in the square lattice. Therefore, the d-density wave state breaks the translational and time reversal symmetries.[3, 4]

Since the d-density wave state is an orbital antiferromagnetic state, there should be an elastic neutron scattering signal at the momentum \mathbf{Q}_0 . This is a direct consequence of the broken symmetry. It was argued that the recent neutron scattering experiment is consistent with the existence of the d-density wave state in underdoped cuprates [5, 6]. On the other hand, there is no clear experimental evidence of the broken symmetry state in thermodynamic quantities, such as specific heat at T^* where the pseudogap develops. It has been regarded that this is at odds with the proposal, because one may expect that there should be a clear specific heat jump due to the translational symmetry breaking. In fact, in the case of the half-filled band, the normalized specific heat jump for the d-density wave state is the same as that of the d-wave superconducting state within the mean field theory. This is simply because these states have the same form of the quasiparticle spectrum, $E_{\mathbf{k}} = \sqrt{\epsilon_{\mathbf{k}}^2 + \Delta_{\mathbf{k}}^2}$ when the chemical potential is zero ($\mu = 0$). Here $\Delta_{\mathbf{k}} = \Delta_0 \cos(2\theta_{\mathbf{k}})$ is the d-wave gap in the d-density wave state or in the d-wave superconductor. The specific heat measurements [7] show a clear evidence of the phase transition at T_c , while there is no anomaly reported at T^* .

This conclusion should be, however, reexamined when the system is away from half-filling. In the presence of the finite chemical potential, μ , the quasiparticle spectrum is quite different for two cases. In the d-wave superconductor, the quasiparticle dispersion is given by $E_{\mathbf{k}} = \sqrt{(\epsilon_{\mathbf{k}} - \mu)^2 + \Delta_{\mathbf{k}}^2}$, while in the d-density wave state

it is given by $E_{\mathbf{k}} = -\mu \pm \sqrt{\epsilon_{\mathbf{k}}^2 + \Delta_{\mathbf{k}}^2}$. The difference comes from the fact that one is a particle-particle paired state and the other is a particle-hole paired state.

In this paper, motivated by the above observations, we study the effect of the finite chemical potential on the commensurate orbital antiferromagnetic state dubbed “d-density wave state”. Using a BCS-like Hamiltonian for the d-density wave state, we show that **1)** the specific heat anomaly at the transition temperature, $T = T_d$, due to the d-density wave ordering gets weaker as the chemical potential increases. Therefore, when the chemical potential is appreciably large, it will be hard to determine the existence of the d-density wave state by measuring the specific heat. In view of the importance of the finite chemical potential, we ask whether there is a phase transition driven by the chemical potential. We find that **2)** the stability of the d-density wave state gets weaker as the chemical potential increases, and beyond a critical value, an incommensurate orbital antiferromagnetic state occurs in a range of chemical potential. It is an inhomogeneous state characterized by charge ordering in contrast to the d-density wave state with uniform charge density and an analog of the FFLO state in superconductivity.[8]

b. Role of the chemical potential The d-density wave state is a particle-hole paired state where the band dispersion of the particles and holes satisfy $\epsilon_{\mathbf{k}} = -\epsilon_{\mathbf{k}+\mathbf{Q}_0}$ with $\mathbf{Q}_0 = (\pi, \pi)$. Within mean field approximation, the d-density wave state can be stable in an extended Hubbard model at half-filling, i.e., $\mu = 0$, where the particle-hole symmetry exists.[4]

When the chemical potential becomes finite, $\mu \neq 0$, the number of particles is not equal to that of holes. Therefore, the chemical potential suppresses the tendency of pairing and effectively acts as a pair breaker. In other words, the nesting condition gets weaker with finite chemical potential, so does the stability of the d-density wave state. In fact, the chemical potential can be regarded as an analog of the Zeeman magnetic field in superconducting states, where the Zeeman field splits the up- and down-spin bands and acts as a pair breaker. We

will show below that the gap equation of the d-density wave state with finite μ , Eq.3, is the same as that of the d-wave superconducting state with a finite Zeeman field.[9, 10] Once we realize this simple analogy, it is clear that the specific heat anomaly will be reduced by introducing the chemical potential. This is because the Fermi surface is no longer a point, but there will be a hole pocket whose size depends on the magnitude of μ . There were similar studies in the spin density wave showing that the specific heat jump gets smaller when the nesting condition gets weaker.[11]

c. Specific heat anomaly in the d-density wave state
In order to compute the specific heat jump at the transition temperature, T_d , we use the following BCS-like Hamiltonian.

$$H - \mu N = \sum_{\mathbf{k}, \sigma} (\epsilon_{\mathbf{k}} - \mu) c_{\mathbf{k}, \sigma}^\dagger c_{\mathbf{k}, \sigma} + \sum_{\mathbf{k}, \mathbf{k}', \mathbf{Q}, \sigma, \sigma'} g_{\mathbf{k}\mathbf{k}'\mathbf{Q}} c_{\mathbf{k}, \sigma}^\dagger c_{\mathbf{k}+\mathbf{Q}, \sigma} c_{\mathbf{k}'-\mathbf{Q}, \sigma'}^\dagger c_{\mathbf{k}', \sigma'}, \quad (1)$$

where $\epsilon_{\mathbf{k}}$ is the band dispersion and satisfies $\epsilon_{\mathbf{k}} = -\epsilon_{\mathbf{k}+\mathbf{Q}_0}$. $g_{\mathbf{k}\mathbf{k}'\mathbf{Q}}$ is the pairing potential that takes the following form when $\mathbf{Q} = \mathbf{Q}_0$.

$$g_{\mathbf{k}\mathbf{k}'\mathbf{Q}_0} = -g \cos(2\theta_{\mathbf{k}}) \cos(2\theta_{\mathbf{k}'}). \quad (2)$$

The gap equation is obtained in the mean field approximation as follows.

$$1 = \frac{gN(0)}{2} \int_0^{\omega_c} d\epsilon \int_0^{2\pi} \frac{d\theta}{2\pi} \frac{\cos^2 2\theta}{\sqrt{\epsilon^2 + \Delta^2 \cos^2 2\theta}} \times \left[\tanh\left(\frac{E_{\mathbf{k}} - \mu}{2T}\right) + \tanh\left(\frac{E_{\mathbf{k}} + \mu}{2T}\right) \right], \quad (3)$$

where $E_{\mathbf{k}}^2 = \epsilon_{\mathbf{k}}^2 + \Delta^2 \cos^2 2\theta$ and we define μ to be positive. Here $N(0)$ is the density of state at $\epsilon = 0$, and we have assumed that there is no singularity in $N(0)$. [12]

Using the standard procedure, one can obtain the following formula for the transition temperature $T_d(\mu)$ at finite chemical potential.

$$\ln \frac{T_{d0}}{T_d} = \text{Re}\psi\left(\frac{1}{2} + \frac{i\mu}{2\pi T_d}\right) - \psi\left(\frac{1}{2}\right), \quad (4)$$

where T_{d0} is the transition temperature when $\mu = 0$ and $\psi(x)$ is the di-gamma function. As expected, $T_d(\mu)$ decreases as the chemical potential increases.

Now let us evaluate the specific heat jump at $T = T_d$. Since we are interested in the specific heat anomaly at $T = T_d$, we expand the gap equation in $\Delta(\mu, T)/\pi T$. Using the conventional method described in [13], the specific heat jump at T_d can be computed as

$$C_{ddw}(T_d) - C_N(T_d) = N(0) \frac{16\pi^2 T_c}{3\text{Re}\zeta(3, 1/2 + i\mu/2\pi T_d)} \times \left[1 + \frac{\mu}{2\pi T_d} \text{Im}\zeta\left(2, \frac{1}{2} + \frac{i\mu}{2\pi T_d}\right) \right]^2, \quad (5)$$

where $\zeta(s, a) = \sum_{n=0}^{\infty} 1/(n+a)^s$. Here C_{ddw} and C_N represent specific heat of the d-density wave state and normal state respectively.

The specific heat coefficient $\gamma_{ddw} = C_{ddw}/T$ at $T = T_d$ is shown in Fig. 1 as a function of μ/T_d , where γ_N in the normal state is set to be unity ($\gamma_N = 1$). As shown in Fig. 1, the specific heat anomaly, $\delta\gamma_{ddw}/\gamma_N = (\gamma_{ddw} - \gamma_N)/\gamma_N$ gets smaller as μ increases. Now let us compare the absolute value of the specific heat anomaly, $\delta\gamma_{ddw}/\gamma_N$, with that of the d-wave superconducting state, $\delta\gamma_{sc}/\gamma_N = 0.9$. In the case of the d-density wave state, when $\mu = 0.6T_d = 0.56T_{d0}$, $\delta\gamma_{ddw}/\gamma_N = 0.26$.

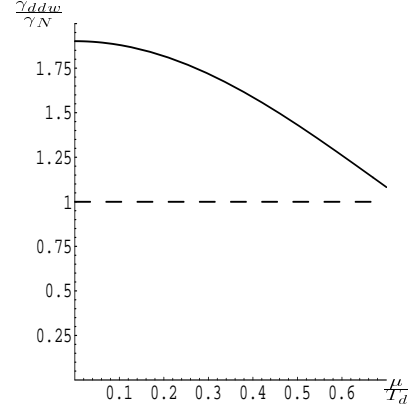


FIG. 1: The specific heat coefficient, γ_{ddw}/γ_N is shown as a function of μ/T_d . The dashed line represents γ_N in the normal state, set to be unity. Notice that μ/T_d is a monotonically increasing function of μ/T_{d0} .

Thus, the specific heat jump associated with the d-density wave state can be quite small compared with that of the d-wave superconducting state when the chemical potential is finite. Notice that our results are obtained in the mean field theory and the anomaly can be even smaller once we take into account the fluctuation effects.

d. Phase transition Provided that the chemical potential in the d-density wave state plays the same role as the Zeeman magnetic field in superconductors, let us first review the phase transition driven by a Zeeman field in superconductors. It is clear that sufficiently strong Zeeman field will eventually drive a phase transition into the normal state. The nature of the transition is determined by the competition between two energy scales; the condensation energy $\frac{1}{2}N(0)\Delta^2$ and the magnetic energy χH^2 where χ is the spin susceptibility proportional to the density of state $N(0)$. This competition leads to the phase transition between the BCS state and normal state at a critical Zeeman field $H_c = \Delta/(\sqrt{2}\mu_B)$ (μ_B is the Bohr magneton) for s-wave superconductors. On the other hand, it has been also known that, for a range of intermediate strength of the Zeeman field around H_c , it is more favorable to pair up- and down-spin electrons across the spin-split Fermi surfaces and form an inhomogeneous superconducting state. This is called the Fulde-Ferrel-Larkin-Ovchinnikov (FFLO) state.[14, 15] The phase

transition from the BCS superconducting state to the FFLO state is the first order transition for both s-wave and d-wave superconductors[9, 10, 14].

The d-density wave state with finite chemical potential should experience the same kind of phase transition due to the existence of two competing energy scales. The condensation energy favors the particle-hole paired state. As the chemical potential increases, however, the normal state is favored by $N(0)\mu^2$. Therefore, the qualitative phase diagram should be similar to those obtained in superconductivity[10, 16]. What is really interesting is that there is a window of chemical potential where a novel phase, an analog of the FFLO state, is favorable over the commensurate orbital antiferromagnetic and normal states. This phase is the incommensurate orbital antiferromagnetic state where the particle-hole pairing occurs with a momentum $\mathbf{Q} = \mathbf{Q}_0 + \mathbf{q}$, where $|\mathbf{q}| \propto \mu$ at $T = 0$. Similar studies were undertaken in the context of the excitonic insulator and an inhomogeneous phase with the s-wave symmetry was identified. [17]

e. Incommensurate orbital antiferromagnetic state
The incommensurate orbital antiferromagnetic order arises when a staggered current is circulating in the plane but its periodicity is incommensurate with the underlying square lattice. The following order parameter of a particle-hole paired state with a momentum $\mathbf{Q} = \mathbf{Q}_0 + \mathbf{q}$ can describe the incommensurate orbital antiferromagnetic order.

$$\langle c_{\mathbf{k}}^\dagger c_{\mathbf{k}+\mathbf{Q}_0+\mathbf{q}} \rangle = i \frac{1}{2} \Delta_{\mathbf{Q}_0+\mathbf{q}} f(\mathbf{k}, \mathbf{q}), \quad (6)$$

where

$$f(\mathbf{k}, \mathbf{q}) = \cos k_x - \cos k_y + \cos(k_x + q_x) - \cos(k_y + q_y). \quad (7)$$

This order parameter of the particle-hole pairing is an analog of the FFLO order parameter. It is also reduced to the order parameter of the d-density wave state when $\mathbf{Q} = \mathbf{Q}_0$. One example of the incommensurate staggered current patterns is shown in Fig. 2 (a), where $\mathbf{q} = (0, -q_y)$. Different choices of the ordering vector \mathbf{Q} lead to different patterns of the incommensurate staggered currents.

Current modulation: It is straightforward to obtain the expectation value of the bond current in the incommensurate orbital antiferromagnetic state, $\langle J_{\mathbf{r}\mathbf{r}'} \rangle = i \langle c_{\mathbf{r}}^\dagger c_{\mathbf{r}'} - c_{\mathbf{r}'}^\dagger c_{\mathbf{r}} \rangle$. Taking $\mathbf{r}' = \mathbf{r} + a\hat{x}$ and $\mathbf{r}' = \mathbf{r} + a\hat{y}$, the current modulation is obtained as

$$\begin{aligned} \langle J_{\mathbf{r}, \mathbf{r}+a\hat{x}} - J_{\mathbf{r}, \mathbf{r}+a\hat{y}} \rangle &= i \sum_{\mathbf{k}} \sum_{\mathbf{Q}_0} \langle c_{\mathbf{k}}^\dagger c_{\mathbf{k}+\mathbf{Q}_0+\mathbf{q}} \rangle \\ &\times \{ [f(\mathbf{k}, \mathbf{q}) - ig(\mathbf{k}, \mathbf{q})] \cos[(\mathbf{Q}_0 + \mathbf{q}) \cdot \mathbf{r}] \\ &- [g(\mathbf{k}, \mathbf{q}) + if(\mathbf{k}, \mathbf{q})] \sin[(\mathbf{Q}_0 + \mathbf{q}) \cdot \mathbf{r}] + c.c. \}, \end{aligned} \quad (8)$$

where $f(\mathbf{k}, \mathbf{q})$ is given by Eq.7,

$$g(\mathbf{k}, \mathbf{q}) = \sin k_y - \sin k_x + \sin(k_x + q_x) - \sin(k_y + q_y), \quad (9)$$

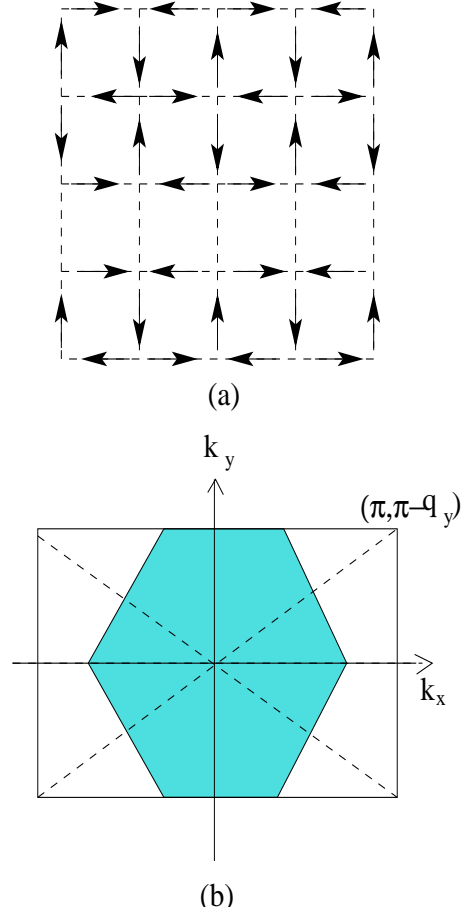


FIG. 2: (a) An example of the incommensurate antiferromagnetic states. (b) The reduced Brillouin zone for the example (a), where $\mathbf{Q} = (\pi, \pi - q_y)$.

and $\mathbf{Q}_0 \in \{(-\pi, \pi), (\pi, \pi)\}$. Notice that the umklapp contribution has been taken into account by including $\mathbf{Q}_0 = (-\pi, \pi)$ as well as (π, π) . As expected, the current density has the modulation with the periodicity of $[2a/(1 + q_x/\pi), 2a/(1 + q_y/\pi)]$, where a is the lattice constant.

Charge ordering in the incommensurate orbital antiferromagnetic state: The staggered current pattern in the d-density wave state gives *no* charge modulation due to $\sum_{\mathbf{k} \in \text{RBZ}} (\cos k_x - \cos k_y) = 0$, where RBZ stands for the reduced Brillouin zone. This property distinguishes the d-density wave state from the ordinary charge density wave state.

In the incommensurate orbital antiferromagnetic state, we find that there *exists* a charge modulation whose periodicity is the same as that of the current modulation. Let us compute the charge density when the staggered current is circulating in a pattern as shown in Fig. 2 (a) for $\mathbf{q} = (0, -q_y)$. In this case, the reduced Brillouin zone is given by the shaded area in Fig. 2 (b). The charge

density is now obtained as follows.

$$\begin{aligned} \langle \psi^\dagger(\mathbf{r})\psi(\mathbf{r}) \rangle &= \sum_{\mathbf{k}} \sum_{\mathbf{k}'} \langle c_{\mathbf{k}}^\dagger c_{\mathbf{k}'} \rangle \exp[i(\mathbf{k} - \mathbf{k}') \cdot \mathbf{r}] \\ &= n_0 + \sum_{\mathbf{Q}_0} \Delta_{Q_0+q} h(q_y) \sin[(\mathbf{Q}_0 + \mathbf{q}) \cdot \mathbf{r}], \end{aligned} \quad (10)$$

where

$$\begin{aligned} h(q_y) &= \sum_{\mathbf{k} \in RBZ} [2 \cos k_x - \cos k_y - \cos(k_y + q_y)] \\ &= \frac{4}{\pi(\pi + q_y)} \left[1 - \frac{(1 + \cos q_y)}{2} \left(\frac{\pi + q_y}{\pi} \right)^2 \right. \\ &\quad \left. \times \sin\left(\frac{\pi + q_y}{2}\right) \sin\left(\frac{\pi^2}{2(\pi + q_y)}\right) \right]. \end{aligned} \quad (11)$$

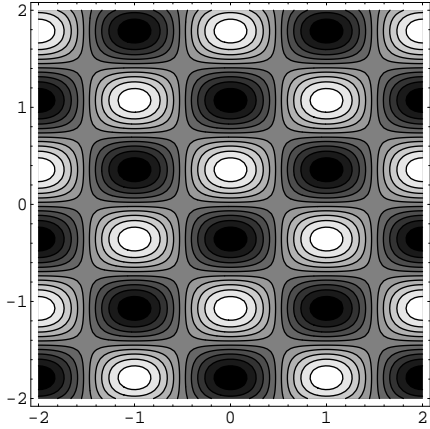


FIG. 3: The charge density in real space in the unit of the lattice spacing, a , for $\mathbf{q} = (0, 2\pi/5)$

It is important to notice that the reduced Brillouin zone is not a square but a distorted hexagon in this case. The charge density is shown in Fig. 3 when $\mathbf{q} = (0, 2\pi/5)$. A distorted checker-board pattern of the charge ordering occurs for this particular choice of \mathbf{q} . The checker-board pattern gets more distorted as q_y increases. Notice that the amplitude of the charge modulation depends on the value of q_y , and it vanishes at $q_y = 0$, which confirms the absence of a charge modulation in the d-density wave state.

f. Discussion and Conclusion We show, at the mean-field level, that the specific heat jump at the transition temperature of the d-density wave order gets weaker when the chemical potential is finite. As a result, it becomes more difficult to determine the existence of the d-density wave state as the system is away from half-filling. The relevance of our results to the cuprates depends on the doping dependence of the chemical potential, which is currently not well understood. There is an indication in $\text{La}_{2-x}\text{Sr}_x\text{CuO}_4$ that the chemical potential may be pinned in the underdoped regime.[18] In this case, our result of the weak specific heat anomaly does not apply. Our results are more relevant when the chemical potential moves sensitively as the doping concentration changes, which seems to happen near the optimally doped regime.[18] Further increase of the chemical potential leads to a phase transition into the incommensurate orbital antiferromagnetic state, where a novel charge ordering occurs. The charge ordering patterns depend on the nature of the incommensuration, and it can be observed by X-ray scattering.

Acknowledgments: We are grateful to Sudip Chakravarty and Eugene Demler for helpful discussions. We thank Kazumi Maki for pointing out the reference [11]. This work was supported in part by Canadian Institute for Advanced Research (H.Y.K. and Y.B.K.) and Alfred P. Sloan Foundation (Y.B.K.).

-
- [1] S. Chakravarty, B. Laughlin, D. Morr, and C. Nayak, Phys. Rev. B **63**, 94503 (2001).
 - [2] S. Chakravarty and H.-Y. Kee, Phys. Rev. B **61**, 14821 (2000).
 - [3] I. Affleck and J. B. Marston, Phys. Rev. B **37**, 3774 (1988).
 - [4] C. Nayak, Phys. Rev. B **62**, 4880 (2000).
 - [5] H. A. Mook, P. Dai, F. Dogan, Phys. Rev. B **64**, 012502 (2001).
 - [6] S. Chakravarty, H.-Y. Kee, and C. Nayak, Int. J. Mod. Phys. B **15**, 2901 (2001).
 - [7] J. L. Tallon and J. W. Loram, cond-mat/0005063
 - [8] The existence of such a phase due to certain frustration in the d-density wave state was also discussed in Refs.[1] and [4].
 - [9] K. Maki and H. Won, Czech. J. Phys. **46** S2, 1035 (1996).
 - [10] K. Yang and S. Sondhi, Phys. Rev. B **57**, 8566 (1998).
 - [11] X. Huang and K. Maki, Phys. Rev. B **46**, 162 (1992) and the references therein.
 - [12] The density of state of the tight binding model in two dimension has a logarithmic singularity at $\epsilon = 0$. However, since we are interested in the mean field results, we have assumed no anomaly in arbitrary dimension.
 - [13] *Fundamentals of the theory of metals*, A. A. Abrikosov, (North Holland, 1998).
 - [14] A. I. Larkin and Yu. N. Ovchinnikov, Sov. Phys.-JETP **20**, 762 (1965).
 - [15] P. Fulde and R. A. Ferrell, Phys. Rev. **135**, A550 (1964).
 - [16] H. Shimahara, Phys. Rev. B **50**, 12760 (1994).
 - [17] B. Barzykin and L. P. Gorkov, Phys. Rev. Lett. **84**, 2207 (2000) and the references therein.
 - [18] A. Ino et al, Phys. Rev. Lett. **79**, 2101 (1997).