

Absence of stable collinear configurations in Ni(001) ultrathin films: canted domain structure as ground state

G. Gubbiotti,¹ G. Carlotti,^{1,2} M. G. Pini,³ P. Politi,⁴ A. Rettori,^{4,5} P. Vavassori,⁶ M. Ciria,^{7,8} and R. C. O'Handley⁸

¹ *Istituto Nazionale per la Fisica della Materia, Unità di Perugia, Via A. Pascoli, I-06123 Perugia, Italy*

² *Dipartimento di Fisica dell'Università, Via Pascoli, I-06100 Perugia, Italy*

³ *Istituto di Elettronica Quantistica, Consiglio Nazionale delle Ricerche, Via Panciatichi 56/30, I-50127 Firenze, Italy*

⁴ *Istituto Nazionale per la Fisica della Materia, Unità di Firenze, Via G. Sansone 1, I-50019 Sesto Fiorentino (FI), Italy*

⁵ *Dipartimento di Fisica dell'Università, Via G. Sansone 1, I-50019 Sesto Fiorentino (FI), Italy*

⁶ *Dipartimento di Fisica dell'Università, Istituto Nazionale per la Fisica della Materia, Via Paradiso 12, I-44100 Ferrara, Italy*

⁷ *Departamento de Física de la Materia Condensada, Universidad de Zaragoza, C/Pedro Cerbuna 13, 50009 Zaragoza, Spain*

⁸ *Department of Materials Science and Engineering, Massachusetts Institute of Technology Cambridge, MA 02139, USA*

Brillouin light scattering (BLS) measurements were performed for (17-120) Å thick Cu/Ni/Cu/Si(001) films. A monotonic dependence of the frequency of the uniform mode on an in-plane magnetic field H was observed both on increasing and on decreasing H in the range (2-14) kOe, suggesting the absence of a metastable collinear perpendicular ground state. Further investigation by magneto-optical vector magnetometry (MOKE-VM) in an unconventional canted-field geometry provided evidence for a domain structure where the magnetization is canted with respect to the perpendicular to the film. Spin wave calculations confirm the absence of stable collinear configurations.

The determination of the magnetic phase of thin films can require a subtle analysis owing to the presence of many different competing anisotropies. Furthermore, metastable phenomena can be present, so that the magnetic history of the sample must be considered. For example, when the magnetization is perpendicular to the film plane, a monodomain state is suggested from remanence of polar Kerr loops [1], even though a striped domain configuration is the ground state [2]. However, it is worthwhile to note that, in general, all the investigated films present either perpendicular ($\theta = 0$) or in-plane ($\theta = \pi/2$) magnetization (θ is the angle between the magnetization and z , the normal to the film plane); a phase with canted ($0 < \theta < \pi/2$) magnetization has been observed only close to the reorientation transition between perpendicular and in-plane magnetization in a very narrow range of film thickness, t , and/or temperature, T [3-7]. This phase is usually related to a domain structure as experimentally observed by microscopic techniques [4-6].

It is generally agreed that epitaxial Cu/Ni/Cu/Si(001) films present a collinear phase magnetized perpendicularly to the film plane in a wide range of Ni thickness, $17 \text{ Å} \leq t \leq 120 \text{ Å}$ [3,7,8]. Assuming the perpendicular state to be stable, the frequency Ω_0 of the uniform mode versus H , an external magnetic field applied within the film plane, is predicted [9] to have a minimum at a critical field H_c . In a previous paper [10], we reported Brillouin light scattering (BLS) experiments in Cu/Ni/Cu/Si(001) films which, in the thickness range $17 \text{ Å} \leq t \leq 80 \text{ Å}$, showed a *monotonic* decrease of the frequency of the uniform mode on decreasing the in-plane field [11] down to 2 kOe, with a clear change in slope at field values $H^* \approx (5-8) \text{ kOe}$, depending on the film thickness [10]. We attributed such

a discrepancy between our data and theoretical predictions [9] to the breakdown of the collinear ground state and to the onset of a domain configuration [10]. As a matter of fact, spin-wave theory [12-14] predicts such an instability at a field value $H_c^> = H_c + \Delta H_c$ and at a finite wavevector k_{\parallel} , whose inverse sets the size of the domains. In our previous paper [10] strong evidence for the presence of domains was provided by magneto-optical vector-magnetometry (MOKE-VM) data. A direct visualization of up and down perpendicular domains in these specimens for zero applied field was presented in [15]. Unfortunately, our present attempts to visualize the domain structure while applying an in-plane magnetic field were unsuccessful due to the very weak magnetic signal from the sample and to the interference of the strong external field.

If the system is saturated in the z (perpendicular) direction and the in-plane field H increased from 0 to H_c , a collinear ground state with a canting angle θ increasing from 0 to $\pi/2$ is expected, and the spin-wave frequency is predicted to decrease until, at a field value $H_c^< \simeq H_c - \Delta H_c/2$, a "lower" instability (quite similar to the "upper" one at $H_c^>$) is expected [13]. The fact that, on decreasing H , the Brillouin light scattering data [10] did *not* show any indication for the low field phase might be interpreted as due to a metastability phenomenon.

The aim of the present paper is to definitively investigate the possible occurrence of the above mentioned metastability and to achieve a detailed understanding of the ground state and of both the static and dynamic magnetization properties. New BLS data taken by increasing the in-plane field H are presented and discussed. Moreover, MOKE-VM data in a new canted-field geometry are presented in order to analyze the collinear ground state.

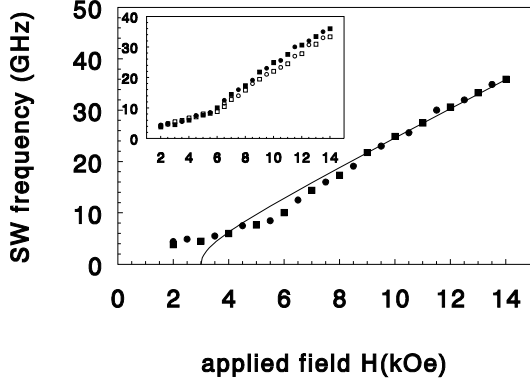


FIG. 1. Brillouin light scattering data for the spin wave frequency Ω_0 of a $t = 60$ Å-thick Ni film versus the intensity of a magnetic field H applied along the in-plane easy axis [110], on increasing H (solid squares) as well as on decreasing it (solid circles). The line is the spin wave frequency (2a). In the inset we compare the $\Omega_0(H)$ data measured for H applied along the easy axis [110] (solid symbols) and for H along the hard axis [100] (open symbols).

A detailed theoretical analysis is performed in terms of the following spin Hamiltonian

$$\begin{aligned} \mathcal{H} = & -J \sum_{i,\delta} \mathbf{S}_i \cdot \mathbf{S}_{i+\delta} - g\mu_B \mathbf{H} \cdot \sum_i \mathbf{S}_i - K_2 \sum_i (S_i^z)^2 \\ & + \frac{1}{2} K_4^\perp \sum_i (S_i^z)^4 + \frac{1}{2} K_4^\parallel \sum_i [(S_i^x)^4 + (S_i^y)^4] \\ & + \frac{1}{2} (g\mu_B)^2 \sum_{i \neq j} \left[\frac{\mathbf{S}_i \cdot \mathbf{S}_j}{\mathbf{r}_{ij}^3} - 3 \frac{(\mathbf{S}_i \cdot \mathbf{r}_{ij})(\mathbf{S}_j \cdot \mathbf{r}_{ij})}{\mathbf{r}_{ij}^5} \right] \quad (1) \end{aligned}$$

where $J > 0$ is the n.n. ferromagnetic exchange constant; H is an external field; $K_2 > 0$ is a uniaxial anisotropy favouring the z direction, normal to the film; $K_4^\perp > 0$ and K_4^\parallel are quartic anisotropies [3,16]: the former favours the film plane, xy ; the latter, when the spins are in plane, favours them to lie along the in-plane diagonal [110]; finally, the last term in Eq. (1) is the magnetostatic dipole-dipole interaction. The presence of a quartic in-plane anisotropy is required since the BLS data, performed for field applied in plane along the easy [110] and the hard [100] direction respectively, show a small difference in frequency (see the inset in Fig. 1). For sufficiently high fields ($H \gg H_c$, where $H_c = H_{K_2^{\text{eff}}} + \frac{1}{2}H_{K_4^\parallel}$), the spins are aligned in plane along the field direction and the frequency of the uniform mode is [7]:

$$\Omega_0|_{[110]} = \gamma[(H - H_{K_2^{\text{eff}}} - \frac{1}{2}H_{K_4^\parallel})(H + H_{K_4^\parallel})]^{1/2} \quad (2a)$$

$$\Omega_0|_{[100]} = \gamma[(H - H_{K_2^{\text{eff}}} - H_{K_4^\parallel})(H - H_{K_4^\parallel})]^{1/2} \quad (2b)$$

for H along the easy and hard in-plane axis, respectively (γ =gyromagnetic factor). Here above and in the following we put $H_{K_2^{\text{eff}}} = H_{K_2} - H_{\text{dip}}$, where $g\mu_B H_{K_2} = 2K_2 S$ is the uniaxial anisotropy field and $H_{\text{dip}} = 4\pi M_0 c_1$ the dipolar field (M_0 is the bulk magnetization and $c_1 = f/\sqrt{2} = 0.762$ [2,13]); $g\mu_B H_{\text{ex}} = 2JS$ is the exchange field; finally, $g\mu_B H_{K_4^\parallel} = 2K_4^\parallel S^3$ and $g\mu_B H_{K_4^\perp} = 2K_4^\perp S^3$ are the quartic anisotropy fields. The former is estimated to be $H_{K_4^\parallel} \approx 1$ kOe from the frequency difference in the BLS data ($\Delta\nu \approx (2-3)$ GHz for $H \gtrsim 10$ kOe), while a fit of $\Omega_0(H)$ at high fields along [110] yields an estimate for the effective anisotropy field $H_{K_2^{\text{eff}}} \approx 2.5$ kOe.

The results of BLS measurements are reported in Fig. 1 for the Cu/Ni/Cu/Si(001) sample with Ni thickness $t = 60$ Å (similar results are obtained for other thicknesses in the range 17-80 Å). They clearly show that almost the *same* curve Ω_0 versus H is obtained on increasing as well as on decreasing the in-plane field H in the range (2-14) kOe. [17] We conclude that *the collinear perpendicular state is a very weakly metastable state or that it is plainly unstable, i.e.* the system does not present a perpendicularly magnetized phase. Even more important, BLS data exclude a ground state with domains magnetized perpendicularly to the film plane as well. In fact, for $H = 0$ and negligible quartic anisotropies, the energy gap of the spin-wave excitations with respect to a ground state with striped domains perpendicularly magnetized is estimated [18] to be $\hbar\Omega_0|_{\perp, \text{stripe}} = g\mu_B(H_{K_2} - H_{\text{dip}}N_{zz})$, where $N_{zz} < 1$ is the demagnetization factor [19]. Thus, in a perpendicular striped domain structure, the gap would be *higher* than in the case of spin waves excited from a uniform perpendicular ground state (*i.e.* with $N_{zz} = 1$): $\hbar\Omega_0|_{\text{uniform}} = g\mu_B(H_{K_2} - H_{\text{dip}})$. Since, using the value of $H_{K_2^{\text{eff}}}$ deduced before, the latter frequency is estimated to be at least 7 GHz, the hypothesis of a perpendicular striped domain structure in the low field region ($H < 2$ kOe) appears to be inconsistent with the high field ($H > 10$ kOe) results. This problem can be solved assuming the system to have a quartic perpendicular anisotropy $K_4^\perp > 0$, *i.e.* competing with K_2^{eff} and leading to a canted collinear configuration for $H = 0$. Neglecting the small in-plane quartic anisotropy, the zero-field canting angle θ_0 is given by $\sin^2 \theta_0 = 1 - H_{K_2^{\text{eff}}}/H_{K_4^\perp}$. In this way, the problem of the inconsistency between low and high field BLS data is removed because, for $H \rightarrow 0$, the spectrum of the excitations with respect to such a canted collinear ground state has a Goldstone mode ($\Omega_0 = 0$) as a consequence of the rotational invariance around the z axis [20].

In order to reveal the possible occurrence of a canted magnetization, we use the magneto-optic Kerr vector-magnetometry (MOKE-VM) technique [21] in a novel canted-field geometry. The field is applied within the

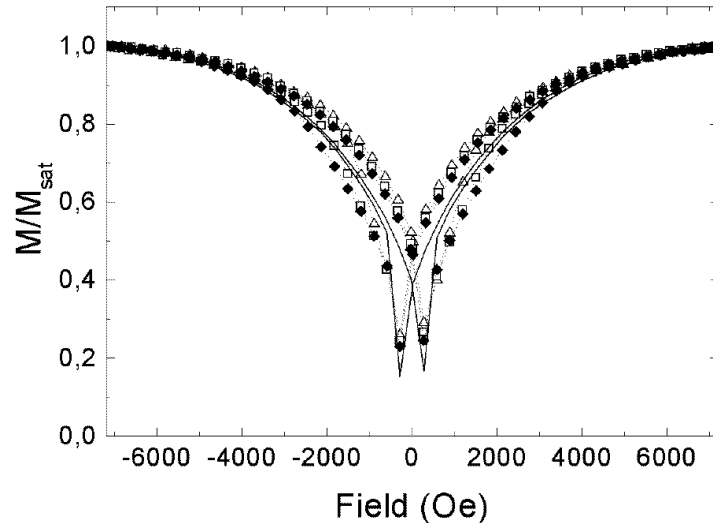
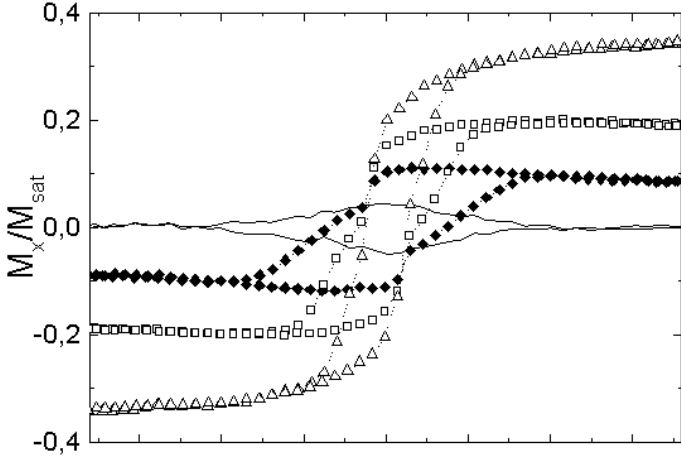
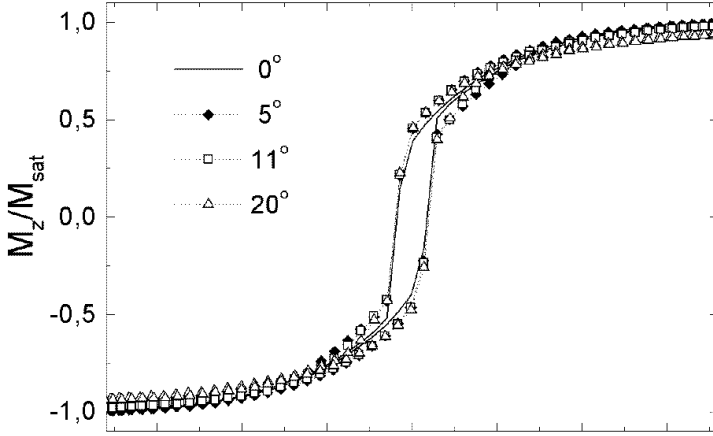


FIG. 2. Magneto-optic vector magnetometry data in a canted field geometry, showing the field dependence of: a) the polar (M_z) component of the magnetization, b) the longitudinal (M_x) component, c) the magnetization modulus $M = \sqrt{M_x^2 + M_z^2}$. All quantities are normalized to the saturation value M_{sat} . The field dependence is different for different canting angles θ_H .

plane formed by $z = [001]$, the normal to the film, and $x = [110]$, the in-plane easy axis; the field direction formed a canting angle θ_H with z . In Fig. 2a,b we report the MOKE-VM data for the polar (M_z) and the longitudinal (M_x) component of the magnetization, respectively. In the present experimental configuration we did not detect any transversal component (M_y) in the whole investigated field range. In Fig. 2c, we show the field dependence of the calculated magnetization modulus $M = \sqrt{M_x^2 + M_z^2}$, normalized to the saturation value M_{sat} . The different curves refer to different orientations of the applied magnetic field, with θ_H ranging between 0° and 20° . The perpendicular component M_z shows a remanence in zero field, the greater the lower is θ_H . Also the parallel component M_x is found to be nonzero in zero applied field; moreover, when the applied magnetic field is sufficiently high ($|H| > 4$ kOe), M_x is found to decrease with increasing H for $\theta_H \leq 11^\circ$ and to increase for $\theta_H = 20^\circ$. Therefore, these observations call for a canted ground state configuration in zero field with a canting angle θ_0 comprised between 11° and 20° . For the canted-field geometry of the MOKE-VM experiment, one has $\sin^2 \theta_0 = 1 - (H_{K_2}^{eff} + \frac{1}{2}H_{K_4}^{\parallel}) / (H_{K_4}^{\perp} + \frac{1}{2}H_{K_4}^{\parallel})$. Hence, putting $\theta_0 \approx 15^\circ$ we obtain $H_{K_4}^{\perp} \approx 2.7$ kOe. Concerning the magnetization modulus, we observe that it is always decreasing as the field is decreased, mainly owing to the decrease of the M_z component. This is a strong evidence for a slightly canted ground state with a domain structure for the perpendicular component of the magnetization: $\mathbf{M} = (M_x, 0, \pm M_z)$.

Now, after having estimated all the Hamiltonian parameters that determine the frequency of the uniform mode (*i.e.* $H_{K_2}^{eff} \approx 2.5$ kOe, $H_{K_4}^{\parallel} \approx 1$ kOe and $H_{K_4}^{\perp} \approx 2.7$ kOe) we note that, using these values, the BLS data are well reproduced (see Fig. 1) only in a very high field region ($H \gtrsim 10$ kOe). In order to discuss the possible arising of instabilities [13], we need to generalize the calculation [12–14] of the spin-wave energy gap to a finite wavevector, $\hbar\Omega_0(\mathbf{k}_{\parallel})$. For doing that, we specialize to the in-plane easy axis direction [110].

For long wavelength, the spin-wave acoustic mode (which is identified with the Damon-Eschbach mode in the Brillouin spectrum) of an ultrathin film with N planes takes the approximate form: $\hbar\Omega_0(\mathbf{k}_{\parallel}) = (g\mu_B)\sqrt{A_1(\mathbf{k}_{\parallel}) A_2(\mathbf{k}_{\parallel})}$, where the full expressions of A_1 and A_2 are not given here for the lack of space. This expression is approximated in the sense that it is the generalization of the spin-wave dispersion relation of the monolayer [12,13] to the acoustic mode of an ultrathin film with N planes [14]. The only reason for a field-induced instability at finite wavevector can be the vanishing of $A_2(\mathbf{k}_{\parallel}) = \alpha_0 - \alpha_1(k_{\parallel}a) + \alpha_2(k_{\parallel}a)^2$ (where a is the square lattice constant and α_i are known functions of the physical parameters), since $A_1(\mathbf{k}_{\parallel})$ is always strictly pos-

itive. The minimum of A_2 is obtained for $k_{\parallel}a = k_{\parallel}^{(m)}a = \alpha_1/(2\alpha_2)$ and we obtain $A_2(k_{\parallel}^{(m)}) = \alpha_0 - \alpha_1^2/(4\alpha_2)$: if this quantity is negative, the spin wave frequency becomes pure imaginary, signaling the instability of the uniformly magnetized canted state. The instability appears when $A_2(k_{\parallel}^{(m)}) = 0$: this condition defines the values of the upper ($H_c^>$) and lower ($H_c^<$) critical fields. In the high field regime we find $H_c^> = H_c + \Delta H_c$, with $H_c = H_{K_2^{\text{eff}}} + \frac{1}{2}H_{K_4^{\parallel}}$ and $\Delta H_c = (H_{\text{dip}}N)^2/(16f^2H_{ex})$, and $k_{\parallel}^{(m)}a = (H_{\text{dip}}N)/(4fH_{ex})$: the uniform ground state breaks into domains of size $\approx 1/k_{\parallel}^{(m)}$.

The BLS data show the existence of two relevant fields: at $H \approx 9$ kOe experimental data start deviating from the theoretical spin wave frequency and at $H \approx 6$ kOe there is a clear change in their slope. The higher field signals the arising of a domain structure, which makes the experimental Ω_0 deviate from the value predicted for a collinear in-plane phase: it is therefore identified as the field $H_c^>$. Instead, the clear change in the slope at a field $H^* \approx 6$ kOe signals that the domain structure has now attained a size comparable with the wavelength of the light used in the BLS experiment.

We can sum up our interpretation as follows. At high fields we have an in-plane collinear phase and we start decreasing H . At $H = H_c^> \approx 9$ kOe [22], the collinear phase is unstable against the appearance of a domain structure: spins acquire a very small z component that changes sign from a domain to a neighbouring domain. This instability corresponds to the vanishing of $A_2(k_{\parallel})$ for a value $k_{\parallel}^{(m)}$ which is just the inverse of the domain size. Using the bulk Ni parameters [22], we find $k_{\parallel}^{(m)} \simeq 10^6 \text{cm}^{-1}$, a value which is nearly ten times larger than the wavevector, $k_{\text{BLS}} \approx 10^5 \text{cm}^{-1}$, used in the BLS experiment. With further decreasing H , the domain structure becomes more and more defined and the domain size *increases*. When it attains the value $1/k_{\text{BLS}}$, the behaviour of Ω_0 changes significantly: actually, at $H = H^* \approx 6$ kOe we find a clear change in the slope. On the other side, the “lower” instability occurs for $H_c^< \approx H_c - \Delta H_c/2$. In our present interpretation, the quantity ΔH_c is taken as a free parameter [23] and estimated, from the high field results, to be ≈ 6 kOe [22]. Consequently, since $H_c \approx 3$ kOe [22], the “lower” instability is expected to occur already for $H \approx 0$. We observe that such a conclusion about the instability of a collinear canted ground state is strongly supported by our MOKE-VM results in canted field geometry: even a relatively high field $H \approx 4$ kOe applied nearly along the easy magnetization axis ($\theta_H = 11^\circ$ or 20°) is unable to give the saturation value of the magnetization modulus, see Fig. 2c.

In conclusion, new BLS measurements, performed upon increasing the in-plane field H , allowed to def-

initely exclude a metastable collinear state for epitaxial Cu/Ni/Cu/Si(001) films with thickness in the range (17-80)Å. This feature is confirmed by spin-wave calculations. The MOKE-VM data in canted-field geometry suggested the presence of a domain structure where the magnetization is slightly canted ($\theta \approx 15^\circ$) with respect to the film normal. We are confident that our results can be useful to explain spin wave anomalies previously observed in other systems, such as Co/Au and Co/Pd multilayers. [11]

-
- [1] Z. Q. Qiu, J. Pearson and S. D. Bader, Phys. Rev. Lett. **70**, 1006 (1993).
 - [2] Y. Yafet and E. M. Gyorgy, Phys. Rev. B **38**, 9145 (1988). P. Politi, Comments Cond. Mat. Phys. **18**, 191 (1998).
 - [3] K. Ha and R. C. O’Handley, J. Appl. Phys. **87**, 5944 (2000).
 - [4] M. Speckmann, H. P. Oepen and H. Ibach, Phys. Rev. Lett. **75**, 2035 (1995).
 - [5] R. Allenspach and A. Bischof, Phys. Rev. Lett. **69**, 3385 (1992).
 - [6] R. Allenspach, J. Magn. Magn. Mater. **132**, 22 (1994).
 - [7] M. Farle, Rep. Progr. Phys. **61**, 755 (1998).
 - [8] G. Bochi, C. A. Ballentine, H. E. Inglefield, C. V. Thompson, R. C. O’Handley, H. J. Hug, B. Stiefel, A. Moser, and H.-J. Güntherodt, Phys. Rev. B **52**, 7311 (1995).
 - [9] J. R. Dutcher, B. Heinrich, J. F. Cochran, D. A. Steigewald, W. F. Egelhoff, J. Appl. Phys. **63**, 3464 (1988).
 - [10] G. Gubbiotti, L. Albini, G. Carlotti, M.G. Pini, P. Politi, A. Rettori, P. Vavassori, M. Ciria, K. Ha, and R.C. O’Handley, J. Appl. Phys. **89**, 7386 (2001).
 - [11] A similar behavior observed also in other systems: Co/Au ultrathin films [A. Murayama *et al.*, Journ. Magn. Magn. Mater. **198**, 372 (1999)]; Co/Pd multilayers [J. V. Harzer *et al.* J. Appl. Phys. **69**, 2448 (1991)]; Co/Au multilayers [F. Albertini *et al.*, preprint].
 - [12] P. Bruno, Phys. Rev. B **43**, 6015 (1991).
 - [13] R. P. Erickson and D. L. Mills, Phys. Rev. B **46**, 861 (1992).
 - [14] P. Politi, A. Rettori and M. G. Pini, Journ. Magn. Magn. Mater. **113**, 83 (1992).
 - [15] H.J. Hug, B. Stiefel, A. Moser, I. Parashikov, A. Klicznik, D. Lipp, H.J. Guntherodt, G. Bochi, D. Paul, R.C. O’Handley, J. Appl. Phys. **79**, 5609 (1996).
 - [16] We observe that, in our notations, the signs of the quartic anisotropies K_4^{\perp} and K_4^{\parallel} are reversed with respect to Ref. [7].
 - [17] The field dependence below 2 kOe could not be studied because the central line overwhelms the inelastic spin-wave mode.
 - [18] M. Ramesh, E. W. Ren, J. O. Artman, M. H. Kryder, J. Appl. Phys. **64**, 5483 (1988).
 - [19] N_{zz} depends on the aspect ratio $r = L/t$ (L is the width of the stripes, t is the film thickness) and the ratio be-

tween the anisotropy field H_{K_2} and the dipolar field H_{dip} : in the limit of a uniformly magnetized sample ($r \rightarrow 1$) one has $N_{zz} \rightarrow 1$.

- [20] In presence of a small quartic in-plane anisotropy, the gap at zero field is slightly greater than zero.
- [21] P. Vavassori, Appl. Phys. Lett. **77**, 1605 (2000).
- [22] We remind that $H_c = H_{K_2}^{\text{eff}} + \frac{1}{2}H_{K_4} \approx 3$ kOe. Thus our present interpretation of $H_c^>$ implies $\Delta H_c \approx 6$ kOe. Note that, using the bulk Ni parameters ($H_{ex} = 1218$ kOe, $H_{dip} = 6.4$ kOe, $a = 3.52/\sqrt{2}\text{\AA}$) and $N = 34$ (corresponding to a nominal film thickness $t = 60$ \AA), one would obtain $\Delta H_c \approx 2$ kOe and $k_{\parallel}^{(m)} \approx 1.66 \cdot 10^6 \text{ cm}^{-1}$.
- [23] This can be justified since, in such ultrathin films, the Hamiltonian parameters are not exactly known and even the film thickness is a nominal parameter.