

# History Memorized and Recalled Upon Glass Transition

Yoshihisa Miyamoto, Koji Fukao,

*Faculty of Integrated Human Studies, Kyoto University, Kyoto 606-8501 Japan*

Hiromi Yamao,

*Graduate School of Human and Environmental Studies, Kyoto University, Kyoto 606-8501 Japan*

and Ken Sekimoto

*Yukawa Institute of Theoretical Physics, Kyoto University, Kyoto 606-8502 Japan\**

The memory effect upon glassification is studied in the glass to rubber transition of vulcanized rubber with the strain as a controlling parameter. A phenomenological model is proposed taking the history of the temperature and the strain into account, by which the experimental results are interpreted. The data and the model demonstrate that the glassy state memorizes the time-course of strain upon glassification, not as a single parameter but as the history itself. The data also show that the effect of irreversible deformation in the glassy state is beyond the scope of the present model.

There are a group of phenomena where the exchange of the relative magnitude of the system's relaxation time and the timescale of observation plays an important role. They are the subject of active interest of both non-equilibrium statistical physics and material sciences [1,2]. Examples are the glass transition, fluidization, plasticization, etc., for which the relaxation time depends on the temperature, the concentration of solute or plasticizer, the applied force and so on [3–6]. This paper addresses a general problem for such phenomena: In what manner and to what extent memories can be stored upon freezing as its internal frozen state, and also can be read out upon defreezing?

In order to study the memory effects in the frozen state, it is versatile to introduce an experimentally controllable parameter other than the temperature to control the relaxation time of the system. In the present paper, the following methods are adopted for this purpose: (1) We establish the experimental method to measure the glass to rubber transition of rubber under strain. We prepare samples in glassy states by three different protocols, and study the glass to rubber transition of those samples using two different modes of measurement. (2) Also we propose a phenomenological model equation as a natural extension of the linear viscoelastic model. We show both experimentally and theoretically that the time-course of the strain itself is memorized as a history in the glassy state. (3) We show the limitation of the present model to cover the irreversible properties in the glassy state.

The material studied here is made of synthetic *cis*-1,4 polyisoprene kindly supplied by Toyo Tire & Rubber Co., Ltd. The number of monomer units between crosslinks is

estimated to be 190 from the Mooney-Rivlin elastic coefficient, and 200 from the equilibrium swelling ratio by the use of toluene as a solvent where the polymer-solvent interaction parameter of 0.34 is employed [8,9]. The samples, typically 20mm×2mm×0.5mm in their original size, are placed in a temperature controlled (less than  $\pm 1^\circ\text{C}$  above  $-90^\circ\text{C}$ ) ethanol bath, except for the case of stretching at room temperature, where it is done in the air. The length of sample  $\ell$  is monitored by a displacement sensor controlled by a motor and the tension  $f$  is measured by a force gauge. The nominal stress is given by  $\frac{f}{d_0 w_0}$  and the strain, in terms of the elongation ratio  $\lambda = \frac{\ell}{\ell_0} = 1 + \gamma$ , where  $\ell_0$ ,  $d_0$  and  $w_0$  are the original length, thickness and width, respectively. No correction is made for the thermal expansion of the rubber.

Three protocols to prepare the stretched glassy states are the following. (*HT*) The samples are stretched at room temperature (the rubber region) followed by quenching to  $-55^\circ\text{C}$  and cooled to  $-100^\circ\text{C}$  at ca. 3K/min. (*GT*) The samples are quenched to  $-61 \pm 1^\circ\text{C}$  (the glass transition region), stretched at a strain rate,  $\dot{\gamma}$ , of  $0.045 \text{ s}^{-1}$  and kept at a prescribed length for a given time, and then cooled to  $-100^\circ\text{C}$ . (*LT*) The samples are quenched to  $-76$  or  $-90 \pm 1^\circ\text{C}$  (the glassy state), then stretched and cooled to  $-100^\circ\text{C}$ . In the last protocol a neck is formed and propagated on stretching at a draw speed of 0.18 mm/s.

Two modes of measurement of the glass to rubber transition are employed: *Stress-free mode* – After releasing the stress of stretched glasses at  $-100^\circ\text{C}$ , the length of the sample is measured on heating at 1K/min under the

---

\*Present address: UMR 168 - Institut Curie, 26, rue d'Ulm, 75248 Paris Cedex 05, France

stress-free condition. *Isometric mode* – At  $-100^\circ\text{C}$ , the stress is released (except for one case, see below), and then the length of the sample is fixed (Upon release of the stress, the elongation ratio changes typically from 4.03 to 3.99<sub>5</sub>). After that the tension is measured on heating at 1K/min with the length being kept fixed.

Figure 1 shows the stress recovery upon the glass to rubber transition in the isometric mode of the sample prepared by the protocol-HT. No stress emerges in the glassy state and the stress recovers the rubbery values corresponding to a given strain at the glass-rubber transition. The glass transition temperature  $T_g$  is determined as the center temperature of the stress recovery process;  $T_g$  decreases with the elongation ratio (see also Fig.4 below). In the rubber region, the tension is approximately proportional to the absolute temperature, and the decrease in tension arising from crystallization, which is observed only for  $\lambda = 5$  above  $-35^\circ\text{C}$ , is outside of the range of the data shown.

Figure 2 shows the variation in elongation ratio of the sample with temperature under the stress-free mode. The samples are graduated in ink in 0.5mm intervals at room temperature, and we monitor the change in the length by a video recorder. In the glassy state, the samples maintain their length, and start shrinking at the glass-rubber transition down to the original length. The shrinkage of the graduation on rubber is macroscopically homogeneous in both protocols-HT and -LT. The bending and coiling on contraction can be avoided by placing the sample in transparent plastic tubes with holes. For the samples prepared by the protocol-HT ( $\lambda_{\text{HT}}$ ), the temperature to start shrinking is about  $-60^\circ\text{C}$  and decreases slightly with elongation. The neck part of the samples prepared by the protocol-LT has similar elongation ratio,  $\lambda_{\text{LT}} \sim 4$ , and this part shrinks macroscopically homogeneously. The shrinking starts, however, at lower temperatures than the samples prepared in the protocol-HT by about  $5^\circ\text{C}$ .

The data by the isometric-mode and stress-free modes (Figs.1 and 2) show the similar effects of elongation on the glass to rubber transition for the samples prepared by the protocol-HT, but the glass to rubber transition is observed at lower temperatures in Fig.1 than Fig.2 by several degrees. The difference can be ascribed to the method of measurement: the characteristic times observed by the strain and by the stress measurements differ by the ratio of the relaxed modulus to the unrelaxed one [10].

The inset of Fig.3 shows the aging of stress at  $-61^\circ\text{C}$  in the protocol-GT, just after the stretching process. After four different aging times indicated by the arrows, the sample is cooled down to  $-100^\circ\text{C}$ . The results of stress recovery on heating in the isometric mode are shown in the main part of Fig.3, together with a result for a sample prepared by the protocol-LT. For comparison we also show a datum ( $\bullet$ , denoted by GT-C) of the sample whose

history is the same as the one denoted by GT:0 min( $\circ$ ), except that the stress was not released at  $-100^\circ\text{C}$ . In the last sample, the tension decreases slowly with temperature below  $-65^\circ\text{C}$  because, at least partly, of the thermal expansion of the sample. In the remaining samples, on the other hand, the tension shows a prominent maximum where the temperature is nearly the  $T_g$  of the sample of the protocol-HT with  $\lambda_{\text{HT}} = 4$ . The effect of aging is evident: the temperature at which the tension departs from zero increases as a function of the aging time. The sample prepared by the protocol-LT shows a still more pronounced memory effect.

The dependence of  $T_g$  on elongation ratio is shown in Fig.4. For the samples prepared by the protocol-HT,  $T_g$  decreases with strain and stress. On the other hand, the samples prepared by the protocol-GT, whose  $T_g$  is defined here as the peak temperature in Fig.3, show various values of  $T_g$  in spite of nearly the same elongation ratios.

We propose the following phenomenological model equation for the stress  $\sigma(t)$  at the time  $t$  as a functional of the strain  $\gamma(t')$  and the temperature  $T(t')$ .

$$\sigma(t) = \sigma_R(T(t), \gamma(t)) + G_\infty \int_{-\infty}^t [\gamma(t) - \gamma(t')] \frac{\partial \mathcal{G}(\tilde{t}(t, t'))}{\partial t'} dt', \quad (1)$$

where  $\sigma_R$  represents a rubber-like response,  $G_\infty$  is the modulus of the glass well below  $T_g$ . In our experiment the Young's modulus of the stretched glass at  $-100^\circ\text{C}$  is about  $2 \times 10^9$  Pa assuming 0.5 for the Poisson's ratio, while the rubber-like Young's modulus at room temperature is  $8.6 \times 10^5$  Pa.  $\tilde{t}(t, t')$  is defined by  $\tilde{t}(t, t') \equiv \int_{t'}^t [\tau(T(u), \gamma(u))]^{-1} du$ , giving the *intrinsic* time lapse between  $t'$  and  $t(> t')$ , which is measured with the instantaneous relaxation time  $\tau(T, \gamma)$  as a function of  $T$  and  $\gamma$ .  $\mathcal{G}(z)$  is the scaled relaxation function which decreases from  $\mathcal{G}(0) = 1$  to  $\mathcal{G}(\infty) = 0$ . Upon integration by parts, Eq.(1) reduces to the form similar to the familiar linear viscoelasticity equation [7],  $\int_{-\infty}^t \mathcal{G}(\tilde{t}(t, t')) \dot{\gamma}(t') dt'$ , but the original form Eq.(1) is physically more inspiring for the present purpose: The second term on the right hand side of Eq.(1) reads that, the fraction  $\frac{\partial}{\partial t'} \mathcal{G}(\tilde{t}(t, t')) dt'$  of the mechanical elements has become effective since the time slice  $[t', t' + dt']$ , and each engaged element contributes to the stress by  $G_\infty[\gamma(t) - \gamma(t')]$  at  $t$ . In the special case of  $\mathcal{G}(z) = e^{-z}$ , Eq.(1) reduces to the Maxwell-type model,  $(\frac{d}{dt} + \frac{1}{\tau(T, \gamma)})[\sigma - \sigma_R] = G_\infty \frac{d\gamma}{dt}$ , which has been proposed independently of us in [4] to study the aging, where the temperature dependence of  $\tau$  was not scrutinized.

Below, the results of our experiment are explained qualitatively on the basis of Eq.(1), except for the protocol-LT. We assume that for  $T > T_g(\gamma)$  the relaxation time  $\tau(T, \gamma)$  is of the microscopic order while for  $T < T_g(\gamma)$  it is beyond the experimental timescale. If we stretch the rubber at  $T > T_g(\gamma)$ , the integral of Eq.(1)

is  $\sim \dot{\gamma}\tau \ll 1$ , and the stress is rubber-like:  $\sigma \simeq \sigma_R$ . If the temperature is decreased rapidly across  $T_g(\gamma)$  within a short time,  $\mathcal{G}(\tilde{t}(t, t'))$  increases suddenly from  $\simeq 0$  to  $\simeq 1$ , because  $\tilde{t}(t, t')$  decreases abruptly. Thus the integral in Eq.(1) will yield  $\simeq \gamma(t) - \gamma(t_0)$ , where  $t_0$  is the time at which  $T$  reaches well below  $T_g(\gamma)$ , say,  $T = -100^\circ\text{C}$ . As long as the sample is in the glassy state,  $\tilde{t}$  does not increase, and the system behaves as a solid elastic body. At this stage, the stress is released (except for the protocol GT-C mentioned above), say at  $t_1(> t_0)$ . Thus  $\gamma_1 \equiv \gamma(t_1)$  satisfies

$$0 = \sigma_R(T, \gamma_1) + G_\infty \int_{-\infty}^{t_0} [\gamma_1 - \gamma(t')] \frac{\partial}{\partial t'} \mathcal{G}(\tilde{t}(t_0, t')) dt'. \quad (2)$$

As long as the temperature is well below  $T_g(\gamma(t_0))$ ,  $\tilde{t}(t, t') = \tilde{t}(t_0, t')$  holds in the integral of Eq.(1), thus  $t_1$  does not appear in this expression. If we fix  $\gamma(t)$  at  $\gamma_1$  upon reheating (isometric mode),  $\sigma(t)$  of Eq.(1) departs from zero when  $T(t)$  approaches  $T_g$  from below:  $\tilde{t}(t, t')$  abruptly increases and the integral tends towards 0 rapidly, leaving only the rubber-like elasticity for  $\sigma(t)$  (Fig.1). On the other hand, the reheating under the stress-free mode leads to a funny phenomena: In response to the decrease of the integral in Eq.(1), the rubber-like tension  $\sigma_R$  tends to shrink the sample. However, the decrease of  $\gamma(t)$  is *decelerated* when the point  $T(t) = T_g(\gamma(t))$  is approached. As the result, the strain  $\gamma(t)$  nearly traces the part of the curve of  $T = T_g(\gamma)$ , as the temperature is gradually raised (Fig.2). Note that the situation would be completely different for the systems with  $dT_g/d\gamma > 0$ .

For the sample prepared by the protocol-GT, the integrand  $[\gamma_1 - \gamma(t')] \frac{\partial}{\partial t'} \mathcal{G}$  in Eq.(2) is non-negligible for a substantial range of  $t'$  up to  $t_0$ , since  $\tau$  is comparable to the experimental timescale in this case. When we start reheating, say after  $t = t_2$ , we have  $\tilde{t}(t, t') = \tilde{t}(t_0, t') + \tilde{t}(t, t_2)$ . Since  $\tilde{t}(t, t_2)$  is independent of  $t'$ , this process leads to a common “shift” of the function  $\mathcal{G}$  by  $\alpha$ ,  $\mathcal{G}(z) \mapsto \mathcal{G}(z + \alpha)$ , in the integral of Eq.(1), with  $\alpha = \tilde{t}(t, t_2)$ . Except for the special case of  $\mathcal{G}(z + \alpha) \propto \mathcal{G}(z)$  for all  $z$  (i.e.  $\mathcal{G} = e^{-z}$ ), the equality (2) will be broken under the above shift of  $\mathcal{G}$  at  $t > t_2$ , implying that the nonzero stress reappears upon reheating under the isometric mode (Fig.3). This is the origin of the memory effect. A numerical check has been done with  $\mathcal{G}(z) = \theta e^{-\frac{z}{z_1}} + (1 - \theta)e^{-\frac{z}{z_2}}$  and  $\tau(T, \gamma_2)$  at the glass to rubber transition region being a constant independent of  $T(t)$ . The result (not shown) of  $\sigma$  as the function of the shift  $\alpha \equiv \tilde{t}(t, t_2)$  reproduces the memory effect. Its peak amplitude decreases with the duration of the aging, while the peak position is found at virtually the same value for various values of  $\alpha$ . More extensive results will be discussed elsewhere.

A critically important remark is that, in the memory effect, the stress  $\sigma(t)$  depends on the history of  $\gamma(t')$  and

$T(t')$  before  $t_0$  *not* through a single “order parameter”. It is true even if  $\tau$  was constant at around  $T_g$ : we may regard the integral of Eq.(1) as the linear transformation with the “matrix”  $\mathcal{M}$  whose  $(z, \alpha)$  component is  $\mathcal{G}(z + \alpha)$  with  $z \geq 0$  and  $\alpha \geq 0$ . The transformation can then preserve certain amount of information of the “vector”  $\gamma(t')$  with  $t' \leq t_0$  according to the rank of the matrix  $\mathcal{M}$ , i.e., the number of independent “columns” of the matrix  $\mathcal{M}$ . If, for example,  $\mathcal{G}(z)$  consists of  $N$  exponentially decaying functions, the rank is  $N$ . Thus, it is the time course of the control parameters that is memorized and remembered upon the glass transition. The relation between the aging and the memory effect should be discussed in future in this context.

In summary, the glass-rubber transition was studied for the stretched glasses with the strain as a controlling parameter. The results including the memory effect are interpreted by a phenomenological formula. The form of Eq.(1) is very general, and it may also apply, for example, to dipole glasses where the relaxation may obey the similar relaxational law. The present framework, however, cannot capture the prominent memory effect of the sample stretched in the glassy state (protocol-LT), whose aspect will be addressed elsewhere.

The authors would like to thank F. Lequeux for helpful discussions and for introducing refs. [1,2], and R. Ohara for supplying the material. This work is partly supported by a Grant-in-Aid of Japan Society for the Promotion of Science and the Yamada Science Foundation.

- 
- [1] L. Bellon, S. Ciliberto and C. Laroche, *cond-mat/9906162*.
  - [2] C. Djurberg, K. Jonason and P. Nordblad, *Euro. Phys. J.*, **B10**, 15 (1999).
  - [3] C. Derec, A. Ajdari, G. Ducouret and F. Lequeux, *C. R. Acad. Sci. Paris t. 1, Série IV*, 1115 (2000).
  - [4] C. Derec, A. Ajdari and F. Lequeux, *Eur. Phys. J.*, **E4**, 355 (2001). See, especially, Eq.(4a) there.
  - [5] M. Cloitre, R. Borrega and L. Leibler, *Phys. Rev. Lett.*, **85**, 4819 (2000).
  - [6] L. Leibler and K. Sekimoto, *Macromolecules*, **26**, 6937 (1993).
  - [7] R. B. Bird, R. C. Armstrong and O. Hassager, *Dynamics of Polymeric Liquids*, vol.1 John Wiley & Sons, (1987) Chapter 5. (2001).
  - [8] L. R. G. Treloar, *The Physics of Rubber Elasticity*, 3rd. ed., Clarendon Press, Oxford, (1975) Chapters 5 and 7.
  - [9] *Polymer Handbook*, 3rd. ed., ed. by J. Brandup and E. H. Immergut, A Wiley International Publication, (1989) Chapter 7.
  - [10] N. G. McCrum, B. E. Read and G. Williams, *Anelastic and Dielectric Effects in Polymer Solids*, John Wiley & Sons Ltd, (1967) Chapter 4.

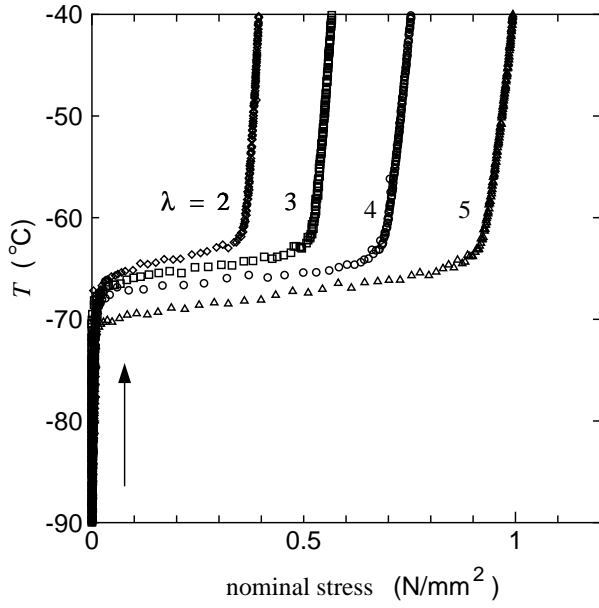


FIG. 1. Stress recovery on heating at 1K/min under the fixed-length condition (isometric mode) for the rubbers stretched at room temperature (protocol-HT). The elongation ratios at room temperature are 2.04, 3.04, 4.03 and 5.07 from the left to the right.

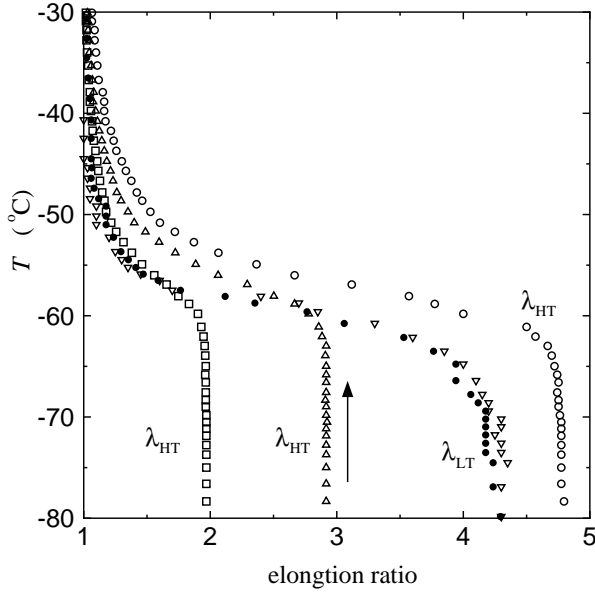


FIG. 2. Contraction of glassified rubber on heating at 1K/min under the unloaded condition (stress-free mode). □, △ and ○, the samples stretched at room temperature (protocol-HT). ●, stretched at -76°C and ▽, -90°C (protocol-LT).

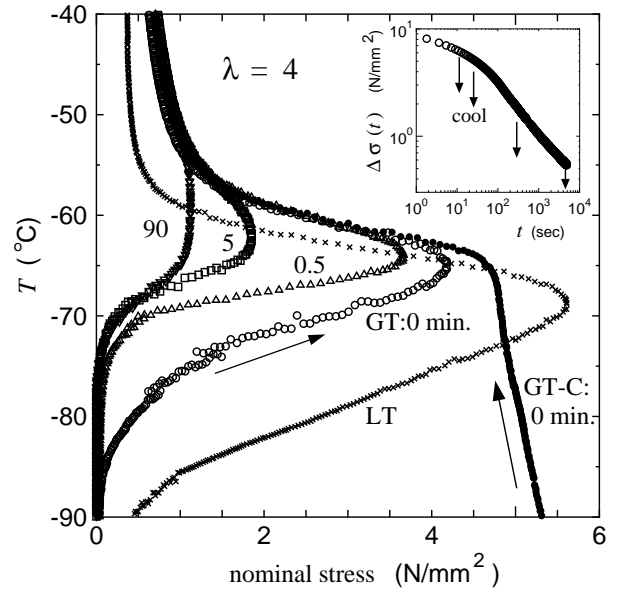


FIG. 3. Stress recovery on heating in the isometric mode. The elongation ratio is about 4. The samples are stretched at -61°C and the stress is relaxed for: ○, 10 s, △, 0.5 min, □, 5 min, ▽, 90 min (protocol-GT) and ●, 10 s (GT-C: protocol-GT and isometric mode without releasing stress at -100°C). ×, The sample stretched at -76°C (protocol-LT). Note the difference of the scale from Fig.1. Inset: The aging of the stress at  $T = -61^\circ\text{C}$  after keeping at  $\lambda = 4$ .  $\Delta\sigma(t) = \sigma(t) - \sigma(\infty)$ , where  $\sigma(\infty)$  is determined by the value at -61°C for  $\lambda = 4$  in Fig.1.

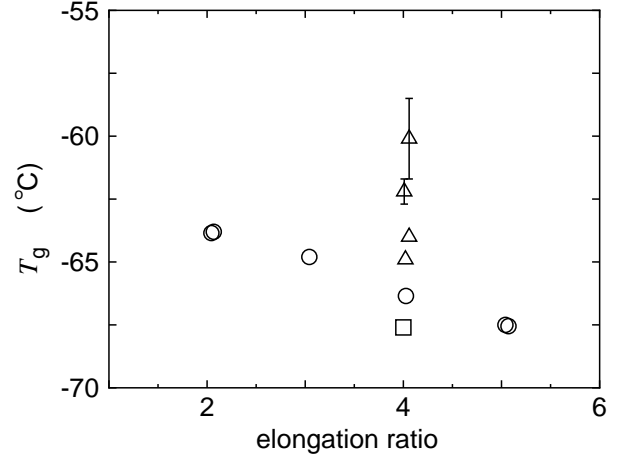


FIG. 4. Dependence of  $T_g$  on elongation ratio (isometric mode): ○, protocol-HT, △, protocol-GT and □, protocol-LT. The values of  $T_g$  prepared in protocol-GT decrease as function of the stress measured at -100°C (not shown).