

Thermopower of Aharonov-Bohm Interferometer with a Quantum Dot

Tae-Suk Kim¹ and S. Hershfield²

¹ *Institute of Physics and Applied Physics, Yonsei University, Seoul 120-749, Korea*

² *Department of Physics, University of Florida, Gainesville FL 32611-8440*

(Dated: December 2, 2024)

We report on the thermopower of an Aharonov-Bohm interferometer (AB) with a quantum dot in the Kondo limit. The thermopower is anomalously enhanced due to the Kondo effect as in heavy fermion systems. In contrast to the bulk systems, the sign of the thermopower can be changed by adjusting the energy level scheme or the particle-hole asymmetry of a dot with the gate voltage. Further the magnitude and even the sign of the thermopower in the AB ring can be changed at will with varying either magnetic fields or the gate voltages.

PACS numbers: 72.10.Fk, 72.15.Qm

Observations[1, 2, 3] of the Kondo effect[4] in quantum dots have opened a testing ground of the quantum effects of electron wave functions and many-body effects. In contrast to the bulk systems where the phase is washed out by several scattering processes, the phase coherence of electron's wave functions can be preserved in nanoscopic systems. A typical system to measure the phase coherence is the Aharonov-Bohm(AB) interferometer. Recently the phase-sensitive Fano resonance was observed[5] in the differential conductance for a quantum dot system which contains both a resonant current path and the direct one.

An asymmetrical differential conductance suggests that the thermopower may be the right experimental tool for the study of the phase-sensitive Aharonov-Bohm interferometer. There are indeed some studies of thermopower in the AB ring geometries[6, 7] for noninteracting electrons. The thermopower of electrons is sensitive to the particle-hole asymmetry in the density of states(DOS) and the energy dependence of the electron scattering rate. In the heavy fermion systems(HFS), the enhanced thermopower and its sign are determined by the energy dependence of Kondo resonance scattering rate of the conduction electrons off magnetic ions[8, 9]. In mesoscopic systems, the thermopower will probe sensitively the asymmetrical shape of the transmission probability.

In this paper, we study theoretically the thermopower of quantum dot systems in the Kondo regime. The thermopower of a quantum dot is anomalously enhanced due to the Kondo effect as in the HFS. In contrast to the HFS, the energy level scheme or the particle-hole asymmetry of a dot can be modulated continuously by the gate voltage capacitatively coupled to the dot and the sign of the thermopower can be changed from negative to positive. When a quantum dot is inserted in the AB ring(see Fig. 1), the Fano interference[10] leads to more a dramatic change in thermopower. Due to the Kondo effect of a quantum dot, a new Kondo-resonant current path opens below the Kondo temperature and interferes with the direct tunneling path leading to the Fano interference

in the transmission probability. Adjusting both the *AB phase* by varying the magnetic field and the *tunneling matrices* by changing the gate voltages, the transmission spectral function can be controlled to take several different shapes. In addition to the differential conductance, the thermopower can probe the shape of the transmission probability since the thermopower is sensitive to the particle-hole asymmetry in the transmission probability. Combining the Kondo effect and the Fano interference leads to the enhanced thermopower of the order of k_B/e . The magnitude and even the sign of the thermopower can be controlled with varying the AB phase.

We may describe the quantum dot using the Anderson impurity model, $H_d = \epsilon_d \sum_{\alpha=\uparrow,\downarrow} d_{\alpha}^{\dagger} d_{\alpha} + U n_{\uparrow} n_{\downarrow}$, when the number of electrons(N) in a quantum dot is odd and the spin of the highest-lying electron is unpaired. Here ϵ_d is the energy level of the highest-lying electron with unpaired spin in a quantum dot and U is the Coulomb interaction. The left and right leads are described by the noninteracting Hamiltonian $H_p = \sum_{\vec{k}\alpha} \epsilon_{p\vec{k}} c_{p\vec{k}\alpha}^{\dagger} c_{p\vec{k}\alpha}$ with the lead index $p = L, R$. The tunneling of electrons between two leads via the direct tunneling(T_{LR}) or through a quantum dot($V_{dp} = V_{pd}^*$) is described by the Hamiltonian, $H_1 = [1/V] \sum_{\vec{k}\vec{k}'} [T_{LR} c_{L\vec{k}\alpha}^{\dagger} c_{R\vec{k}'\alpha} + H.c.] + [1/\sqrt{V}] \sum_{p=L,R} \sum_{\vec{k}\alpha} [V_{pd} c_{p\vec{k}\alpha}^{\dagger} d_{\alpha} + H.c.]$. The AB phase $\phi = 2\pi\Phi/\Phi_0$ is contained implicit in the tunneling matrices in a manner that $V_{dL} T_{LR} V_{Rd} = |V_{dL} T_{LR} V_{Rd}| e^{i\phi}$. Φ is the magnetic flux passing through the system as shown in Fig. 1 and $\Phi_0 = hc/e$ is the flux quantum. Recently, this model system was studied for the conductance using the equation of motion method[11] and the numerical renormalization group in equilibrium[12].

The electric and heat current operators can be defined as a change in the number of electrons and the total energy per unit time in the left electrode, $\hat{I}_L = e[N_L, H]/i\hbar$ and $\hat{Q}_L = -[H_L, H]/i\hbar$, respectively. Here $N_L = \sum_{\vec{k}\alpha} c_{L\vec{k}\alpha}^{\dagger} c_{L\vec{k}\alpha}$ is the number operator and H_L is the Hamiltonian of the left lead. We use the Keldysh Green's function method[13, 14] to write the electric and heat currents. Summing over all the multiple tunnelings

between two leads and using current conservation in a steady state, the electric and heat currents can be expressed in terms of the Green's function of a dot.

$$\begin{pmatrix} I_L \\ Q_L \end{pmatrix} = \frac{2}{h} \int d\omega \begin{pmatrix} -e \\ \omega \end{pmatrix} T(\omega) [f_L(\omega) - f_R(\omega)]. \quad (1)$$

The numerical factor 2 accounts for the two spin directions and $f_p(\omega) = f(\omega - \mu_p)$ is the Fermi-Dirac thermal distribution function of $p = L, R$ lead with $\mu_p = -eV_p$. The *transmission spectral function* $T(\omega)$ is given by the expression in a wide conduction band limit

$$T(\omega) = T_0 + 2\bar{\Gamma}\sqrt{gT_0(1-T_0)} \cos\phi \operatorname{Re}G_d^r + \bar{\Gamma}[T_0 - g(1-T_0\cos^2\phi)] \operatorname{Im}G_d^r. \quad (2)$$

Here G_d^r is the retarded Green's function of a quantum dot and $\bar{\Gamma} = (\Gamma_L + \Gamma_R)/(1 + \gamma)$ is the Anderson hybridization. $\Gamma_p = \pi N_p |V_{dp}|^2$ measures the hopping rate of electrons between the quantum dot and the leads, where N_p is the density of states of lead $p = L, R$. $T_0 = 4\gamma/(1 + \gamma)^2$ is the transmission probability due to the direct tunneling, and $\gamma = \pi^2 N_L N_R |T_{LR}|^2$ is the dimensionless measure of direct tunneling of electrons between two leads. $g = 4\Gamma_L \Gamma_R / (\Gamma_L + \Gamma_R)^2$ is the maximum dimensionless linear conductance through a quantum dot in the absence of the direct tunneling and also measures asymmetry in the coupling of a quantum dot to the left and right reservoirs. The interference effect is included in the second and third terms of $T(\omega)$. The above expression for $T(\omega)$ agrees with Eq. (2) in Ref. [12].

Due to the strong repulsive Coulomb interaction, the calculation of G_d is nontrivial and needs a many-body technique. For this purpose, we adopt the noncrossing approximation(NCA), a self-consistent diagrammatic method (for details, see Refs. [15, 16, 17, 18, 19]). In the NCA, pseudoparticle Green's functions are introduced for the empty and singly occupied states (double occupancy is removed in the limit $U \rightarrow \infty$), and the self-energy equations for these propagators are solved self-consistently to second order in V_{dL}, V_{dR} . The multiple tunnelings between the two leads result in the renormalized Anderson hybridizations which in a wide conduction band limit are given by the equations,

$$\bar{\Gamma}_{L,R} = \frac{1}{(1 + \gamma)^2} \left[\Gamma_{L,R} + \gamma \Gamma_{R,L} \mp 2\sqrt{\gamma \Gamma_L \Gamma_R} \sin\phi \right] \quad (3)$$

In equilibrium, two thermal functions are equivalent or $f_L = f_R$ so that the total Anderson hybridization $\bar{\Gamma} = \bar{\Gamma}_L + \bar{\Gamma}_R$ is independent of the AB phase ϕ and so is G_d^r . $T(\omega)$ also remains invariant under the inversion of the magnetic flux: $\Phi \rightarrow -\Phi$. The Onsager relation $T(\omega, -\phi) = T(\omega, \phi)$ in equilibrium becomes broken when a finite source-drain bias voltage is applied ($f_L \neq f_R$). The Kondo temperature T_K is independent of ϕ and can be estimated in the $U \rightarrow \infty$ limit

by the equation $T_K = D\sqrt{N(0)J} \exp(-1/N(0)J)$ with $N(0)J = 2\bar{\Gamma}/\pi|\epsilon_d|$. Note that the direct tunneling suppresses the Kondo effect.

At high temperature above T_K , the current flow through a quantum dot is blocked due to the strong Coulomb repulsion (Coulomb blockade). Electrons flow from the left reservoir to the right one only via the direct tunneling. With decreasing temperature below T_K , the Kondo resonance peak at the quantum dot develops close to the Fermi level. The newly opened current path interferes with the direct tunneling path. This Fano interference transforms $T(\omega)$ into various different shapes depending on the AB phase ϕ . The general structure of $T(\omega)$ near $\omega = 0$ can be read off from the Eq. (2). It is well known that $-\operatorname{Im}G_d^r$ develops the Kondo resonance peak with its width of the order of T_K near $\omega = 0$ while $\operatorname{Re}G_d^r$ varies very rapidly over the energy scale of T_K near $\omega = 0$ with a dip just below $\omega = 0$ and a peak above $\omega = 0$ [20]. The overall shape of the transmission spectral function $T(\omega)$ is determined by the value of the AB phase ϕ and the sign of Δ_c [see Eq.(2)],

$$\Delta_c \equiv T_0 - g(1 - T_0 \cos^2 \phi). \quad (4)$$

A typical Fano interference pattern consisting of a dip and peak structure is expected when $\cos\phi \neq 0$. At $\cos\phi = 0$, $T(\omega)$ has a dip(peak) resonance structure if $\Delta_c > (<)0$, respectively.

In our numerical NCA work we consider a symmetrically coupled dot ($g = 1$ or $\Gamma_L = \Gamma_R$) with the energy level scheme(ELS): the $N - 1$ state lies lower in energy than the $N + 1$ state, $E_{N-1} \ll E_{N+1}$, where N is the number of electrons in a dot. Other ELS's will be discussed later. In the Anderson model picture, $E_{N-1} = 0$ (empty), $E_N = \epsilon_d$ (singly occupied), and $E_{N+1} = 2\epsilon_d + U$ (doubly occupied). In practice, we take the limit of $U \rightarrow \infty$ and the DOS of two leads is assumed to be Lorentzian of bandwidth D .

For the weak direct tunneling, the Fano interference remains weak and the Kondo-related peak persists in $T(\omega)$ over all ϕ [20]. The AB phase ϕ dependence of $T(\omega)$ becomes stronger with increasing direct tunneling amplitude T_0 . The case of $T_0 = 0.5$ is displayed in Fig. 2 and the shape of $T(\omega)$ near $\omega = 0$ is strongly sensitive to the AB phase ϕ . Since $\Delta_c = 0$ at $\phi = 0^\circ$ and 180° , $T(\omega)$ has the dip-and-peak structure of $\operatorname{Re}G_d^r$ (see Fig. 2(a) and (c)).

When $\cos\phi = 0$ ($\phi = 90^\circ, 270^\circ$), the spectral shape of $T(\omega)$ is wholly determined by both $\operatorname{Im}G_d^r$ and the sign of Δ_c . Δ_c remains always negative for $g = 1$ so that the Kondo resonance peak persists in $T(\omega)$ for the whole range of T_0 ($0 \leq T_0 \leq 1$). The Fermi-liquid relation [21], $\operatorname{Im}G_d^r(0) = -1/\bar{\Gamma}$ at $T = 0\text{K}$, leads to one *exact* relation: $T(0) = g$ for any interacting dots. $T(\omega)$ reaches its maximum possible value $g = 1$ at $\omega = 0$, a unitary Kondo resonance tunneling. When the background direct tunneling

amplitude T_0 is increased from 0 to 1, $|\Delta_c|$ approaches zero and the Kondo-related peak becomes smaller[20].

Except for close to $\phi = 90^\circ$, $T(\omega)$ of asymmetrically coupled dots ($g < 1$) is not much different from the symmetrically coupled dots[20]. Since $\Delta_c = T_0 - g$ at $\phi = 90^\circ$ can change its sign, the Kondo-related peak in $T(\omega)$ transforms into a dip at $\omega = 0$ as the value of T_0 crosses g . $T(\omega)$ is flat near the Fermi level when $T_0 = g$ [20].

The thermopower of a quantum dot in a two-terminal configuration can be found in an open circuit ($I = 0$) by measuring the induced voltage drop across a quantum dot when a temperature difference between the two leads is applied. The thermopower S is defined by the relation,

$$S \equiv - \lim_{T_L \rightarrow T_R} \frac{V_L - V_R}{T_L - T_R} \Big|_{I=0}. \quad (5)$$

Expanding the expressions of I and Q in Eq.(1) up to the linear terms of $\delta V = V_L - V_R$ and $\delta T = T_L - T_R$, the transport coefficients can be expressed in terms of the integral, $I_n(T) \equiv [2/h] \int d\omega \omega^n T(\omega) [-\partial f / \partial \omega]$. $I = L_{11}\delta V + L_{12}\delta T$ and $Q = L_{21}\delta V + L_{22}\delta T$ where $L_{11} = e^2 I_0(T)$, $L_{21} = L_{12}T = -eI_1(T)$, and $L_{22} = I_2(T)/T$.

The thermopower $S = -I_1/eTI_0$ probes the particle-hole asymmetrical part of $T(\omega)$. To begin we compute the thermopower in the absence of direct tunneling or $T_0 = 0$. In our choice of the ELS in a dot, $E_{N-1} \ll E_{N+1}$, the Kondo resonance peak has more spectral weight on the electron excitations. Since the electron excitations are the main carriers of charge and heat, the sign of the thermopower is negative. From the study of the heavy fermion systems(HFS), it is well known that the thermopower is anomalously enhanced due to the Kondo effect and is of the order of k_B/e ($\approx 86.17 \mu\text{V/K}$) near $T = T_K$ [8, 9]. In normal metals, the thermopower is of order $\mu\text{V/K}$. The thermopower is also enhanced in a quantum dot in the Kondo regime, as shown in Fig. 3 by the solid line.

To study the effect of the Fano interference on S , we now turn on the direct tunneling. The computed thermopower $S(T)$ for $T_0 = 0.5$ is displayed in Fig. 3 for different AB phase ϕ . When $\phi = 0^\circ$, the electron transmission is high while the hole transmission is low[Fig. 2(a)]. Since electron excitations are the main carriers of charge and heat, the thermopower is negative and its magnitude is of the order of k_B/e near $T = T_K$ due to the Kondo effect. With increasing AB phase, the dip-peak structure in $T(\omega)$ transforms into a Kondo-related peak at $\phi = 90^\circ$ [Fig. 2(b)]. In this case, $T(\omega)$ is more or less symmetrical with respect to $\omega = 0$ though more spectral weight lies on the electron excitations, which is a direct consequence of our ELS in a dot, $E_{N-1} \ll E_{N+1}$. S is therefore weakly negative over large temperature range. When $\phi = 180^\circ$, the hole (electron) transmission is high (low)[Fig. 2(c)]. Since the holes are the main carriers, the thermopower is positive. In summary when the quantum dot is inserted in the AB interferometer, the magnitude

and the sign of S can be changed with varying the AB phase ϕ or magnetic fields threading the AB ring.

We now address the effect of the energy level scheme(ELS) in a quantum dot on the thermopower when $T_0 = 0$. The sign and the magnitude of the thermopower can be controlled by adjusting the ELS in a dot, too. The results in Fig. 3 are computed for the dot with $E_{N-1} \ll E_{N+1}$ ($U \rightarrow \infty$). In analogy to the heavy fermion systems(HFS), this ELS is equivalent to the Ce alloys where the doubly occupied f -electron orbitals lie well above the empty f -electron orbital state. Adjusting the gate voltage capacitatively coupled to the dot, the ELS of a dot can be changed in a continuous way. When $E_{N-1} > E_{N+1}$, more spectral weight of the Kondo resonance peak lies on the hole excitations. The main carriers are hole excitations, leading to a positive thermopower. This inverted ELS corresponds to the Yb alloys in HFS. Since the flow of electrons is *Kondo-assisted* in a quantum dot, the sign of S is negative(positive) when $E_{N-1} < (>)E_{N+1}$, respectively. In the Ce or Yb HFS, electrons are *Kondo-scattered* so that the sign of S is positive(negative) for the Ce(Yb) alloys, respectively. Note that the sign of the thermopower is opposite in a quantum dot and the bulk HFS with the same energy level scheme. When the ELS in a dot is particle-hole symmetric ($E_{N-1} = E_{N+1}$), the Kondo resonance peak of a dot is also symmetric with respect to the Fermi level. Since the heat currents carried by electrons and holes are canceled by each other, the resulting thermopower is zero. The linear conductance measures the symmetrical part of $T(\omega)$ near $|\omega| < k_B T$ and its value is not sensitive to the shape of $T(\omega)$. On the other hand, the sign of the thermopower is sensitive to the degree of the particle-hole asymmetry in $T(\omega)$. Hence the sign of S can probe the energy level scheme in a quantum dot.

In summary, we studied the thermopower in a quantum dot in the Kondo regime. In contrast to the bulk heavy fermion systems, the sign of the thermopower in a quantum dot can be changed by adjusting the energy level scheme or the particle-hole asymmetry in a dot. When the dot is inserted in the AB interferometer, the dramatic variations in the shape of the transmission spectral function $T(\omega)$ are possible by controlling the AB phase and the tunneling matrices. The rich asymmetrical shapes of $T(\omega)$ manifest themselves in the magnitude and the sign of the thermopower. Combination of the Kondo effect and the Fano interference enables us to control the magnitude and the sign of thermopower.

This work was supported in part by the National Science Foundation under Grant No. DMR 9357474, in part by the BK21 project and in part by grant No. 1999-2-114-005-5 from the KOSEF.

-
- [1] D. Goldhaber-Gordon, *et. al.*, Nature **391**, 156 (1998).
 - [2] S. M. Cronenwett, *et. al.*, Science **281**, 540 (1998).
 - [3] J. Nygard, *et. al.*, Nature **408**, 342 (2000).
 - [4] L. I. Glazman and M. E. Raikh, JETP Lett. **47**, 452 (1988); T. K. Ng and P. A. Lee, Phys. Rev. Lett. **61**, 1768 (1988).
 - [5] J. Göres, *et. al.*, Phys. Rev. B **62**, 2188 (2000).
 - [6] G. D. Guttman, *et. al.*, Phys. Rev. B **51**, 17758 (1995).
 - [7] Ya. M. Blanter, *et. al.*, Phys. Rev. B **55**, 4069 (1997).
 - [8] N. E. Bickers, D. L. Cox, and J. W. Wilkins, Phys. Rev. B **36**, 2036 (1987).
 - [9] T.-S. Kim and D. L. Cox, Phys. Rev. Lett. **75**, 1622 (1995).
 - [10] U. Fano, Phys. Rev. **124**, 1866 (1961).
 - [11] B. R. Bulka and P. Stefański, Phys. Rev. Lett. **86**, 5128 (2001).
 - [12] W. Hofstetter, *et. al.*, cond-mat/0104497.
 - [13] L. V. Keldysh, Zh. Éksp. Teor. Fiz. **47**, 1515 (1964). [Sov. Phys. JETP **20**, 1018 (1965)].
 - [14] D. C. Langreth, 1976, in *Linear and Nonlinear Electron Transport in Solids*, Vol. **17** of *NATO Advanced Study Institute, Series B: Physics*, edited by J.T. Devreese and V.E. van Doren (Plenum, New York, 1976), p. 3.
 - [15] N. E. Bickers, Rev. Mod. Phys. **59**, 845 (1987);
 - [16] T.-S. Kim and D. L. Cox, Phys. Rev. B **55**, 12594 (1997).
 - [17] Y. Meir, N. S. Wingreen, and P. A. Lee, Phys. Rev. Lett. **70**, 2601 (1993); N. S. Wingreen and Y. Meir, Phys. Rev.

B **49**, 11040 (1994).

- [18] M. H. Hettler, J. Kroha, and S. Hershfield, Phys. Rev. Lett. **73**, 1967 (1994).
- [19] T.-S. Kim and S. Hershfield, Phys. Rev. B **63**, 245326 (2001).
- [20] T.-S. Kim and S. Hershfield, *Unpublished*.
- [21] D. C. Langreth, Phys. Rev. **150**, 516 (1966).

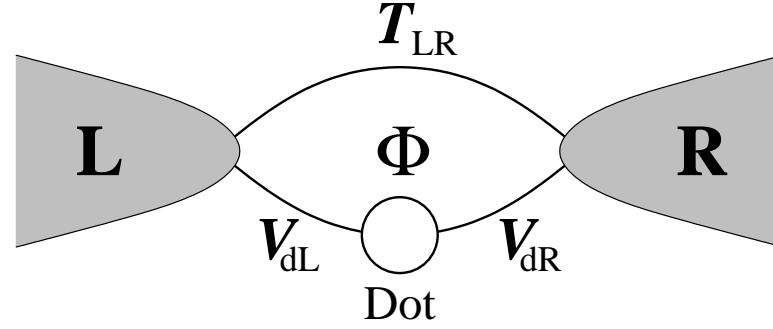


FIG. 1: Schematic display of Aharonov-Bohm(AB) interferometer with an embedded quantum dot. The magnetic AB phase $\phi = 2\pi\Phi \cdot e/hc$ is included in the tunneling matrices as $V_{dL}T_{LR}V_{dR} = |V_{dL}T_{LR}V_{dR}|e^{i\phi}$. Φ is the magnetic flux threading through the AB ring.

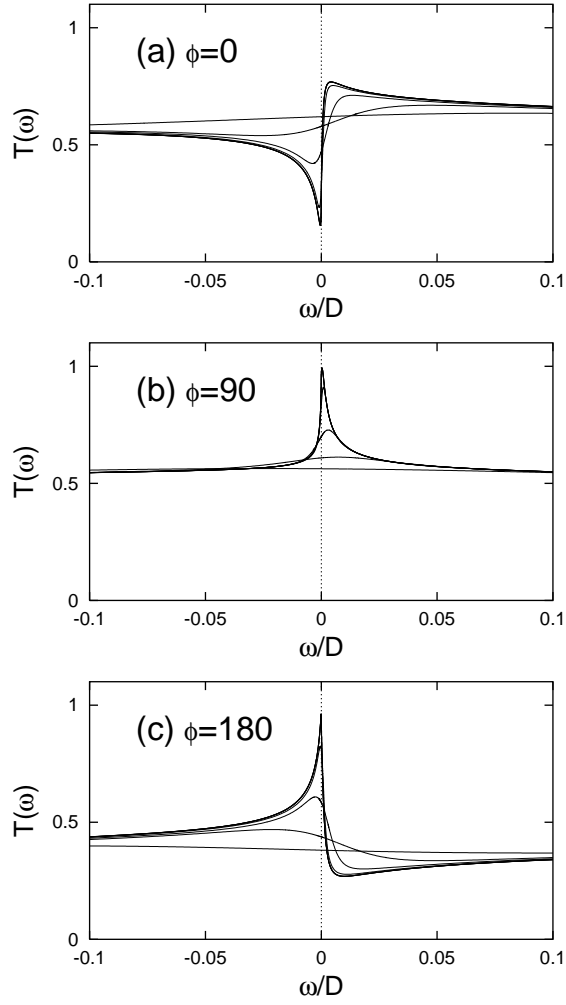


FIG. 2: Dependence of the transmission probability $T(\omega)$ near Fermi level on temperature T , the AB phase ϕ . The model parameters are chosen as $T_0 = 0.5$, $\epsilon_d/D = -0.5$, and $\Gamma_L = \Gamma_R = 0.07D$. With lowering T , the Kondo correlation sharpens the shape of $T(\omega)$. T is varied as $T/T_K = 100, 20, 4, 0.8, 0.16, 3.2 \times 10^{-2}, 6.3 \times 10^{-3}, 1.3 \times 10^{-3}$. Fano interference between the direct path and the Kondo-resonant tunneling leads to the strong dependence of $T(\omega)$ near Fermi level on the AB phase.

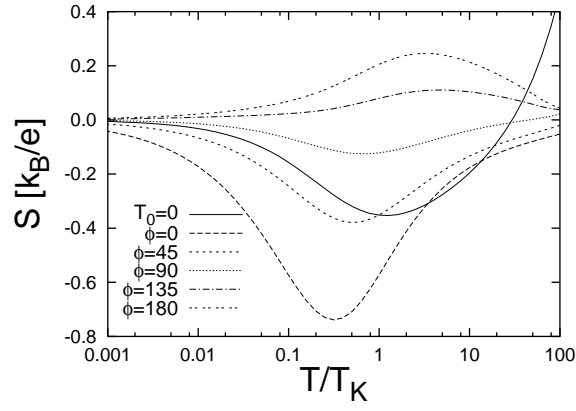


FIG. 3: Thermopower S . (i) Solid line is the thermopower when the direct tunneling is absent or $T_0 = 0$. Due to the Kondo effect, S is enhanced near the Kondo temperature and negative in the energy level scheme $E_{N-1} \ll E_{N+1}$. (ii) Five broken lines show the dependence of S on the AB phase ϕ . Due to Fano interference, the magnitude and sign of S are modulated by the magnetic AB flux.