

Short range correlations in a one dimensional electron gas

Murat Taş ^{*}, Mehmet Tomak [†]

Physics Department, Middle East Technical University
06531 Ankara, Turkey

Abstract

We use the SSTL (Singwi, Sjölander, Tosi, Land) approximation to investigate the short-range correlations in a one dimensional electron gas, for the first time. Although SSTL is introduced to better satisfy the compressibility sum rule in three dimensions, we show that the widely used STLS (Singwi, Tosi, Land, Sjölander) approximation is more successful in the case of the one dimensional electron gas.

Keywords: Quantum wires; Screening; Compressibility

^{*}e-mail: tasm@metu.edu.tr

[†]e-mail: tomak@metu.edu.tr

1 Introduction

The advances in fabrication technologies have made it possible to experimentally fabricate one dimensional electronic structures[1]–[5]. This has naturally resulted in an increasing interest in theoretical investigations of such structures[6]–[13]. The resulting one dimensional electron gas has also been subject to computational investigation[14].

The extensive investigations in the three dimensional electron gas have clearly shown the importance of the short range correlations at lower densities in determining the pair distribution function $g(r)$ at small r [15].

In the high density limit, the long range correlations can be described well by the random phase approximation (RPA). One way to include the short range correlation effects beyond RPA is to use the powerful approach developed by STLS[16]. Our group has recently used the STLS theory for the two dimensional electron gas[17]–[19].

It is well known that STLS approach suffers from a compressibility inconsistency. The compressibility calculated from the small q limit of the dielectric function $\varepsilon(q)$ does not agree with that calculated from the ground state energy. There have been several attempts to overcome this inconsistency[20, 21]. SSTL[21] included the effect of screening on the effective interaction potential as explained in the next section.

In this work, we aim to check the performance of the SSTL approach and compare it with the STLS in a one dimensional electron gas. To the best of our knowledge, this is the first application of the SSTL approach in lower dimensions.

The organization of the paper is as follows; the STLS and SSTL formalisms are given in section 2. The results and discussion concentrating on the comparison between STLS and SSTL performance on the compressibility issue are presented in section 3.

2 Formalism

The static structure factor of the electron gas is defined as:

$$S(q) = \int_0^\infty dw S(q, w), \quad (1)$$

where the dynamic structure factor $S(q, w)$ is related to the density–density response function $\chi(q, w)$ through the dissipation theorem as:

$$\chi(q, w) = \frac{\chi_0(q, w)}{1 - V(q)\chi_0(q, w)}, \quad (2)$$

where $\chi_0(q, w)$ is the free electron density–density response function and is given in one dimension by:

$$\chi_0(q, w) = \chi_{01}(q, w) + i\chi_{02}(q, w), \quad (3)$$

with

$$\chi_{01}(q, w) = \frac{m}{\hbar^2 \pi q} \ln \left| \frac{\omega^2 - \omega_-^2}{\omega^2 - \omega_+^2} \right|, \quad (4)$$

and

$$\chi_{02}(q, w) = \begin{cases} -\frac{m}{\hbar^2 q}, & |\omega_-| < \omega < \omega_+ \\ 0 & \text{otherwise,} \end{cases}$$

where $\omega_{\pm} = \frac{\hbar^2 q^2}{2m} \pm \frac{\hbar q k_F}{m}$. The Fermi wave number k_F is related to the one dimensional electron density n via $k_F = \pi n/2$. The dimensionless electron density parameter is defined as $r_s = \pi/4 k_F a_B^*$, where a_B^* is the effective Bohr radius.

$V(q)$ in Eq. (2) is the self consistent effective potential related to the structure factor as:

$$V(q) = v(q) + \frac{1}{2\pi n q} \int_0^\infty dk [S(k) - 1] \{ (q+k)v(q+k) + (q-k)v(q-k) \}, \quad (5)$$

where $v(q)$ is the Fourier transform of the Coulomb interaction between two electrons in the lowest subband in the harmonic confinement in one dimension and is given by

$$v(q) = \frac{2e^2}{\varepsilon_0} F(q), \quad (6)$$

where ε_0 is the background dielectric constant, q is the wave vector along the wire and $F(q)$ is the form factor which takes into account the finite thickness of the wire.

$$F(q) = \frac{1}{2} \exp\left(\frac{b^2 q^2}{4}\right) K_0\left(\frac{b^2 q^2}{4}\right), \quad (7)$$

here $K_0(x)$ is the zeroth order modified Bessel function of the second kind and b is the characteristic length of the harmonic potential. Indeed, it is a measure of the effective radius of the quantum wire[22].

In the STLS approximation,

$$\chi(q, w) = \frac{\chi_0(q, w)}{1 - [1 - G(q)]V(q)\chi_0(q, w)}, \quad (8)$$

where $G(q)$ is the local field correction.

$$G(q) = -\frac{1}{n} \int \frac{q}{k} \frac{k}{q^2} \frac{v(k)}{v(q)} [S(q-k) - 1] \frac{dk}{2\pi}. \quad (9)$$

The $G(q)$ can be determined by a self-consistent calculation of Eqs. (2), (8) and (9).

The SSTL approximation is different from the STLS approximation in that the potential under the integral sign in Eq. (5) is screened by the static dielectric function $\varepsilon(q)$ which is given by,

$$\varepsilon(q) = 1 - \frac{v(q)\chi_0(q)}{1 + G(q)v(q)\chi_0(q)}. \quad (10)$$

This is originally done to better satisfy the compressibility sum rule as mentioned before.

The ground state energy per particle in one dimensional electron gas may be written as[23]

$$\varepsilon_g = \varepsilon_{kin} + \varepsilon_{ex} + \varepsilon_{cor}, \quad (11)$$

where ε_{kin} is the kinetic energy per particle, $\varepsilon_{kin} = \pi^2/48 r_s^2$ in units of effective Rydberg Ry^* , for our system. ε_{ex} is the exchange energy per particle

$$\varepsilon_{ex} = -\frac{1}{2\pi^2 n} \int_0^{q_F} dq \int_{-(k_F+q)}^{k_F-q} dk v(k), \quad (12)$$

and ε_{cor} is the correlation energy per particle

$$\varepsilon_{cor} = \frac{1}{2\pi r_s} \int_0^{r_s} dr'_s v(q) [S(q, r'_s) - 1]. \quad (13)$$

The compressibility may be calculated either by using the ground state energy per particle ε_g

$$\frac{1}{K} = n^2 \frac{d^2}{dn^2} (n \varepsilon_g), \quad (14)$$

or by using the $q \rightarrow 0$ limit of the static dielectric function $\varepsilon(q, 0)$

$$\lim_{q \rightarrow 0} \varepsilon(q, 0) = 1 + v(q) n^2 K. \quad (15)$$

The compressibility sum rule is that the compressibilities calculated by using Eq. (14) and Eq. (15) are the same.

3 Results and Discussion

In Fig. 1 the local field correction $G(q)$ calculated self-consistently using STLS and SSTL approximations are shown along with that obtained using the Hubbard approximation for fixed $b = 5a_B^*$ and $r_s = 5$. The most striking difference between the three curves is their large q limits. As STLS $G(q)$ is approaching 1, SSTL $G(q)$ approaches a limit bigger than 1. It may be noted that the relation $G(\infty) = 1 - g(0)$ is satisfied in our calculations[20]. This, of course, is going to lead to different results when applied to physical properties of the one dimensional electron gas. Fig. 2 shows the SSTL $G(q)$ for three different effective radii of the wire.

The different large q behaviour of $G(q)$ is expected to lead to different small r behaviour of the pair correlation function $g(r)$. This is shown in Fig. 3. As radius of the wire gets larger the difference between STLS and SSTL results become smaller, as may be seen in Fig. 4. As the density becomes smaller (i.e., r_s becomes larger) the SSTL $g(r)$ becomes negative for small r , as may be seen in Fig. 5. This limit is where the correlation effects become important.

The SSTL structure factor $S(q)$ is shown in Fig. 6 for fixed $r_s = 6$ and for different wire radii b . Notice that the large q limit of $S(q)$ is correctly given as 1.

The SSTL $\varepsilon(q)^{-1}$ is given in Fig. 7. This is rather similar to STLS or RPA $\varepsilon(q)^{-1}$ with a discontinuity in the derivative at $q = 2k_F$.

The ground state energy per particle for our system is shown in Fig. 8. The STLS and SSTL curves are rather similar.

The compressibility calculated by using the ground state energy in three different approaches is presented in Fig. 9 as a function of r_s . The similarity in energies is also reflected in these curves. The negative compressibility values at higher r_s values show that the system becomes unstable.

The compressibility calculated by using $q \rightarrow 0$ limit of the static dielectric function is shown in Fig. 10. Here, the STLS and SSTL compressibilities calculated by two routes are as different as in RPA. This surprising result is a natural consequence of the small q behaviour of the local field correction which is very small for SSTL at small q values.

The STLS behaviour is shown in Fig. 11. It is certainly seen that the compressibility sum rule is better satisfied for r_s values up to $r_s = 4$, contrary to the case of a three dimensional electron gas.

References

- [1] T. Demel, D. Heitmann, P. Grambow, and K. Ploog, *ibid.* **66**, 2657 (1991).
- [2] A. S. Plaut, H. Lage, P. Grambow, D. Heitmann, K. von Klitzing and K. Ploog, Phys. Rev. Lett. **67**, 1642 (1991).
- [3] A. R. *Goñi*, J. S. Wiener, J. M. Calleja, B. S. Dennis, L. N. Pfeiffer, and K. W. West, Phys. Rev. Lett. **67**, 3298 (1991).
- [4] H. F. Scott–Thomas, S. B. Field, M. A. Kastner, H. I. Smith, and D. A. Antoniadis, Phys. Rev. Lett. **62**, 583 (1989).
- [5] H. Temkin, G. J. Dolan, M. B. Panish, and S. N. G. Chu, Appl. Phys. Lett. **50**, 413 (1987).
- [6] B. Tanatar, E. Demirel, Phys. Status Solidi B **220**, 909 (2000).
- [7] D. Schemerek, W. Hansen, Phys. Rev. B **60**, 4485 (1999).
- [8] E. Demirel, B. Tanatar, Eur. Phys. J. B **12**, 47 (1999).
- [9] A. Gold and L. Calmes, Phys. Rev. B **58**, 3497 (1998).
- [10] S. Das Sarma and E. H. Hwang, Phys. Rev. B **54**, 1936 (1996).
- [11] R. Fantoni, M. P. Tosi, Physica B **217** 35, (1996).
- [12] L. Calmes and A. Gold, Phys. Rev. B **52**, 10841 (1995).
- [13] L. Calmes and A. Gold, Phys. Rev. B **52**, 10841 (1995).
- [14] A. Malatesta and G. Senatore, J. Phys IV **10**, 341 (2000).
- [15] K. S. Singwi, M. P. Tosi, *Solid State Physics*, **36**, 177 (1981).
- [16] K. S. Singwi, M. P. Tosi, R. H. Land and A. Sjölander, Phys. Rev. **176**, 589 (1968).
- [17] C. Bulutay, I. Al–Hayek, and M. Tomak, Phys. Rev. B **56**, 15115 (1997).
- [18] C. Bulutay and M. Tomak, Phys. Rev. B **53**, 7317 (1996).
- [19] C. Bulutay and M. Tomak, Phys. Rev. B **54**, 14643 (1996).
- [20] P. Vashista and K. S. Singwi, Phys. Rev. B **6**, 875 (1972).
- [21] K. S. Singwi, A. Sjölander, M. P. Tosi and R. H. Land, Phys. Rev. **1**, 1044 (1970).
- [22] G. Y. Hu and R. F. O’Connell, Phys. Rev. B **42**, 1290 (1990).
- [23] V. B. Campos, M. H. Degani and O. Hipolito, Superlattice Microstructures **17**, 85 (1995).

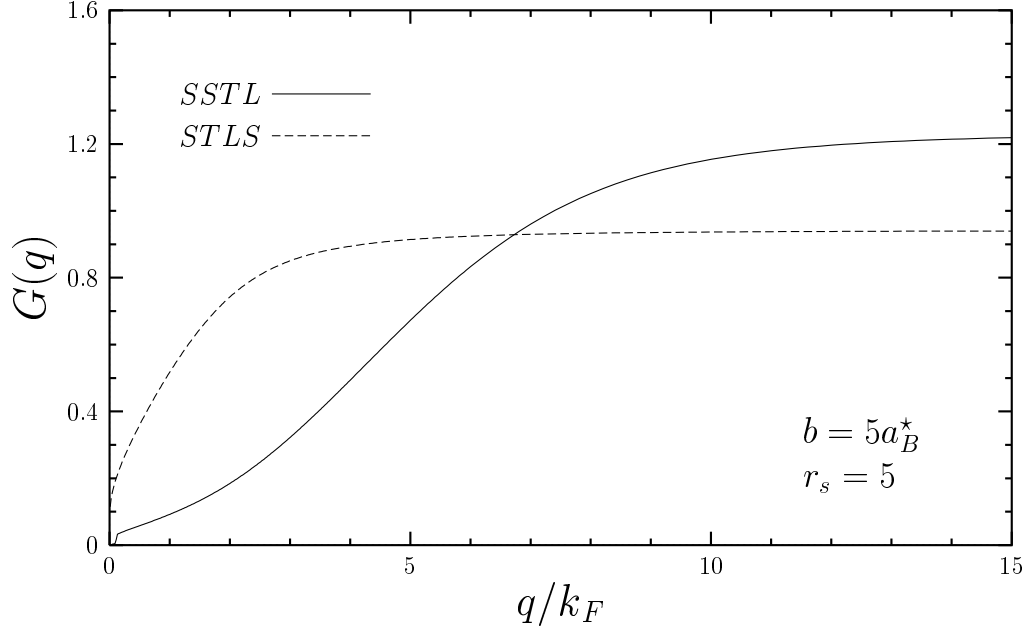


Figure 1: The local field correction in different approximations for wire radius $b = 5a_B^*$ and $r_s = 5$.

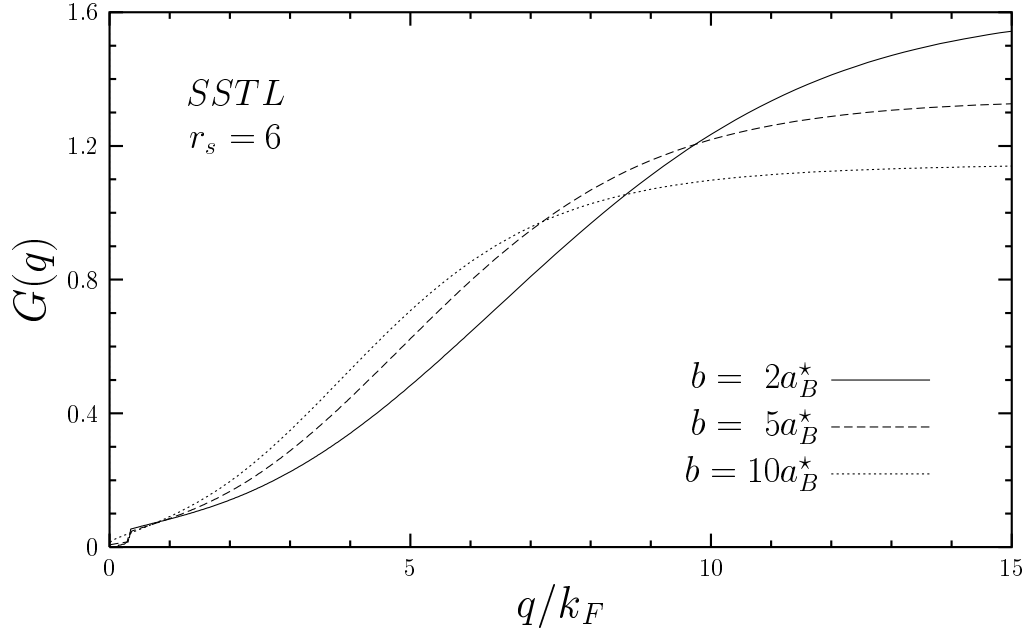


Figure 2: The local field correction in SSTL approximation for different wire radii and $r_s = 5$.

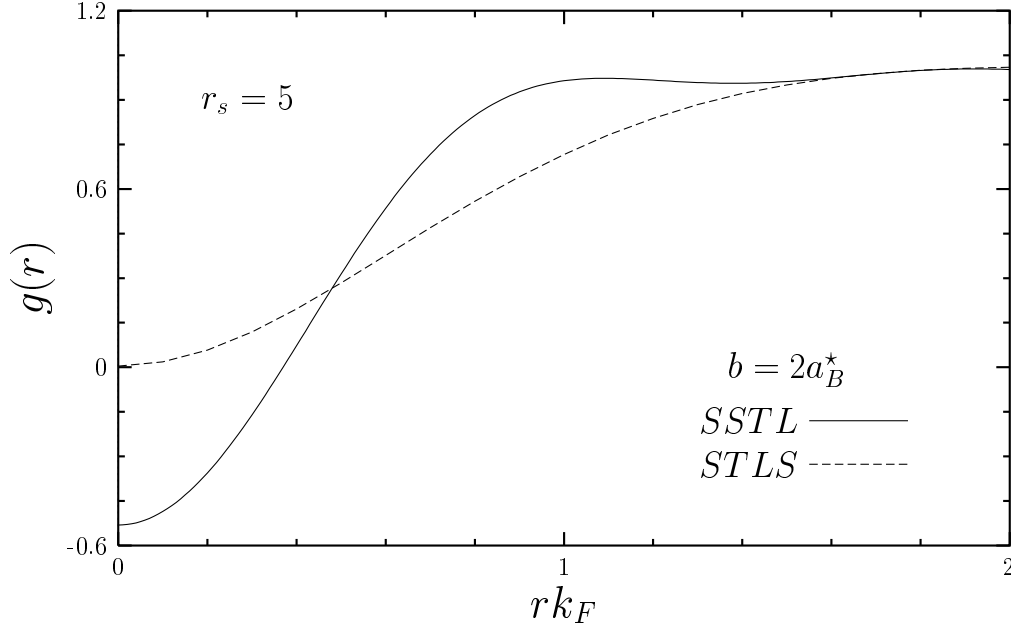


Figure 3: The pair correlation function in SSTL and STLS approximations for wire radius $b = 2a_B^*$ and $r_s = 5$.

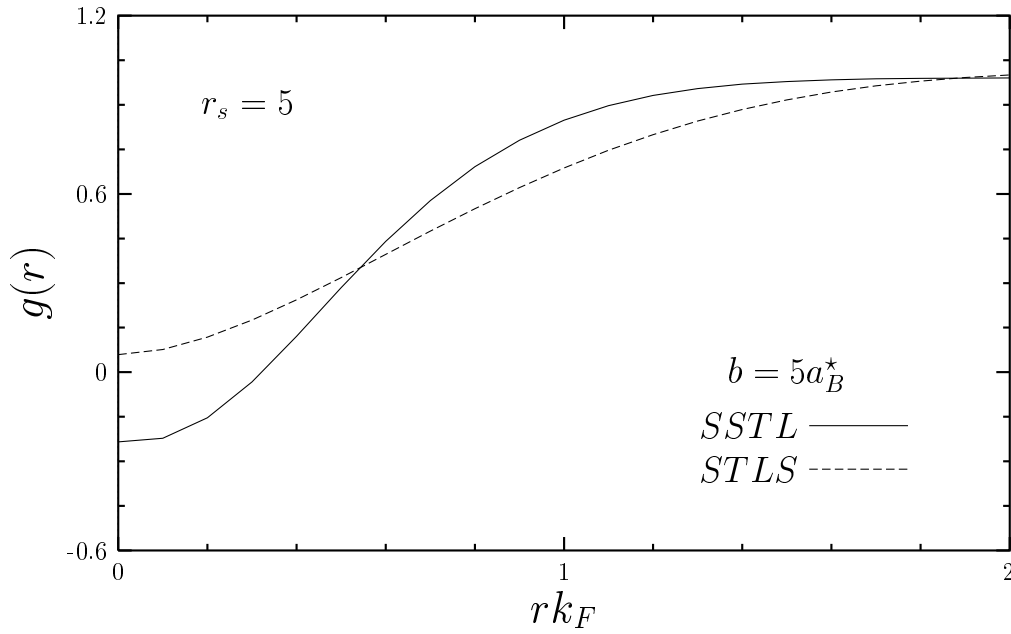


Figure 4: The pair correlation function in SSTL and STLS approximations for wire radius $b = 5a_B^*$ and $r_s = 5$.

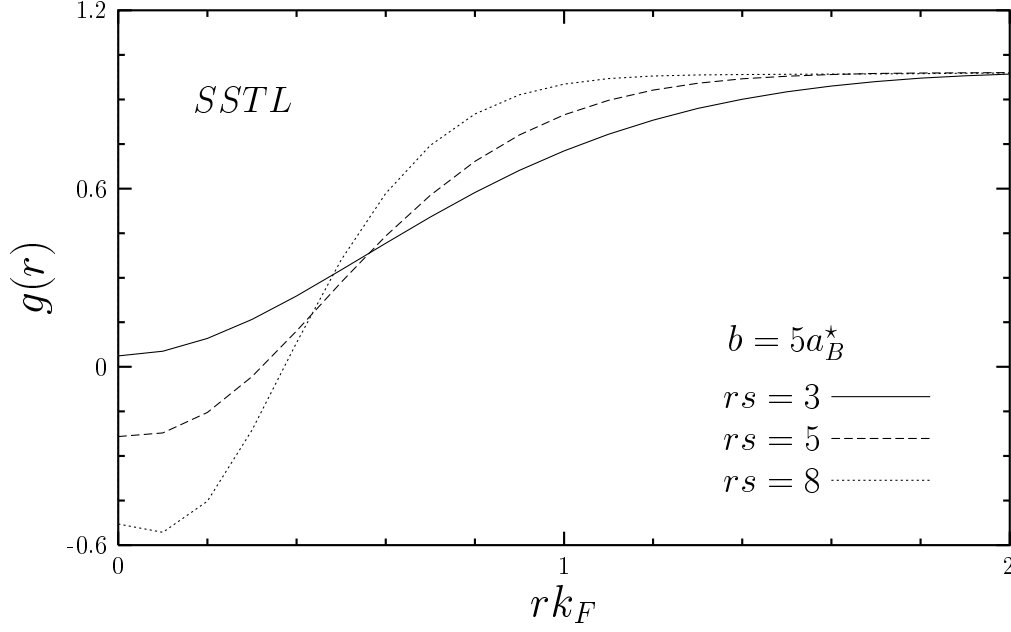


Figure 5: The pair correlation function in SSTL approximation for wire radius $b = 5a_B^*$ and different r_s values.

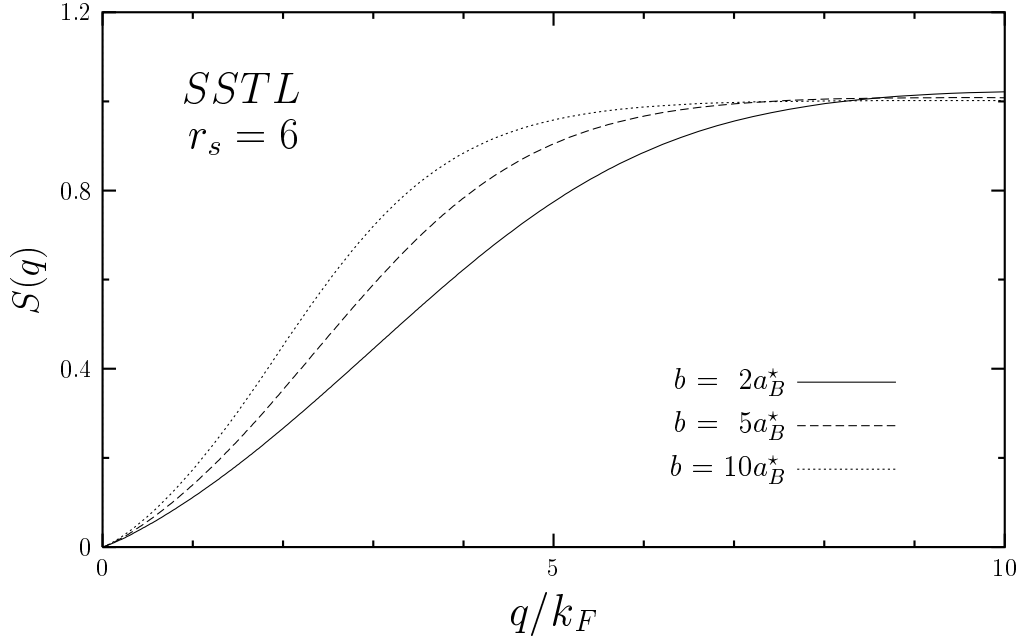


Figure 6: The static structure factor in SSTL approximation for different wire radii and $r_s = 6$.

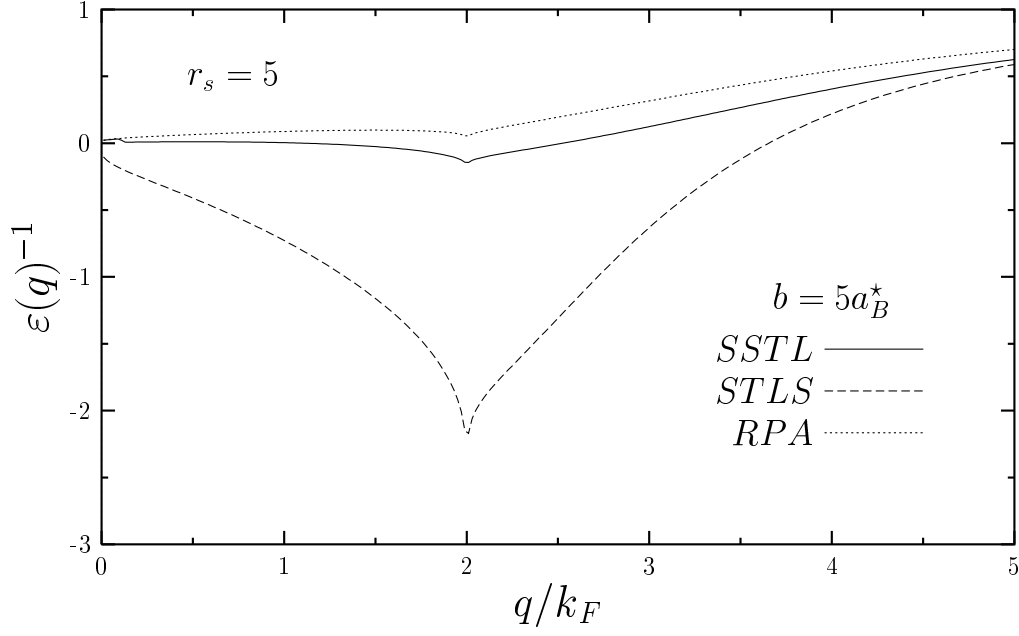


Figure 7: The inverse dielectric function in different approximations for wire radius $b = 5a_B^*$ and $r_s = 5$.

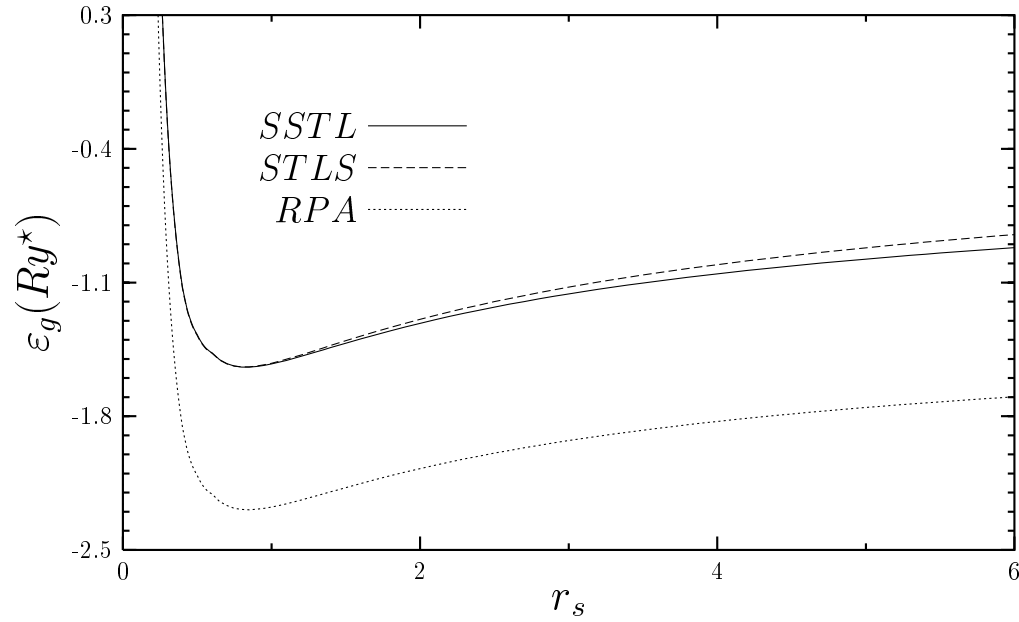


Figure 8: The ground state energy per particle in different approximations for wire radius $b = 2a_B^*$.

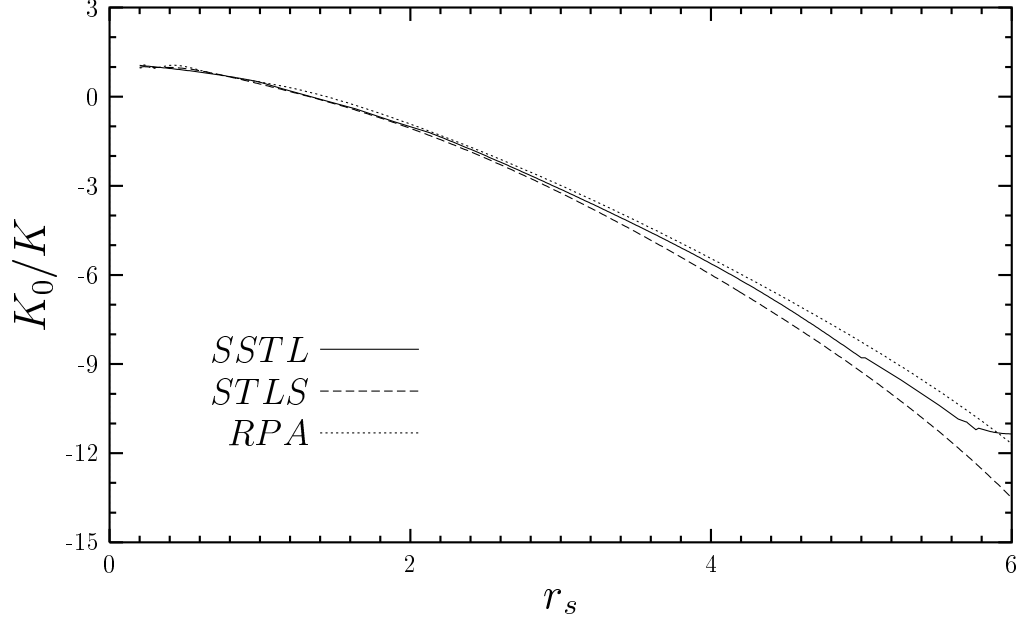


Figure 9: The compressibility calculated by using the ground state energy in three different approaches for wire radius $b = 2a_B^*$. Hereafter, K_0 is the free electron compressibility.

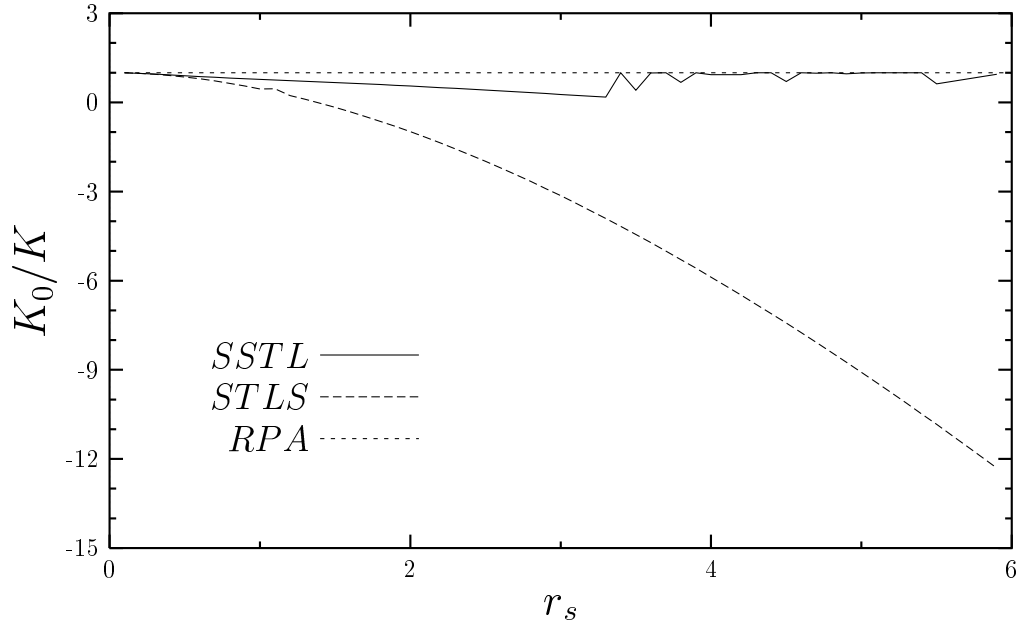


Figure 10: The compressibility calculated by using the $\lim_{q \rightarrow 0} \varepsilon(q, 0)$ in three different approaches for wire radius $b = 2a_B^*$.

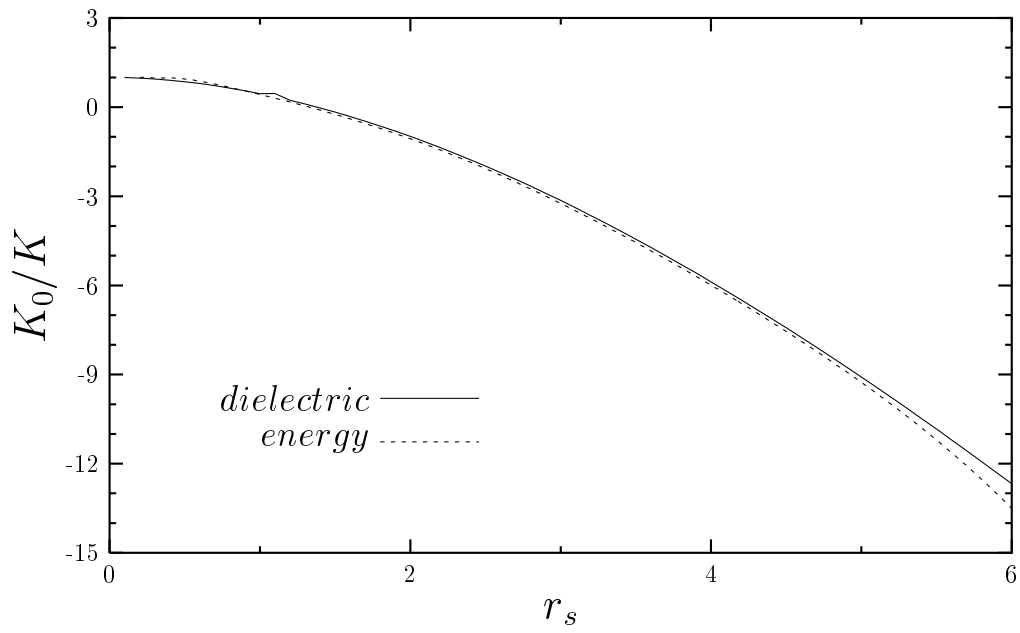


Figure 11: The STLS performance on the compressibility sum rule for wire radius $b = 2a_B^*$.