

Deterministic motion of the controversial piston in the thermodynamic limit

Christian Gruber and Séverine Pache

Institut de Physique Théorique, Ecole Polytechnique Fédérale de Lausanne, CH-1015 Lausanne, Switzerland

Annick Lesne

*Laboratoire de Physique Théorique des Liquides, Université Pierre et Marie Curie, Case courrier 121,
4 Place Jussieu, 75252 Paris Cedex 05, France*

(December 2, 2024)

We study the evolution of a system composed of N non-interacting point particles of mass m in an adiabatic container of length $2L$ and cross-section A , separated in two regions by a movable wall (the piston) of mass $M \gg m$. The piston is constrained to move along the x -axis and undergoes elastic collisions with the gas particles. We study the thermodynamic limit for the piston, i.e. $M \rightarrow \infty$ with A/M and N/M fixed, which is the only case where the piston is strictly adiabatic. We show that the motion of the piston is purely deterministic; moreover if the limit $L \rightarrow \infty$ is considered, the system reaches a stationary state with velocity proportional to the pressure difference. In the case of finite length L , we introduce a simplifying assumption and show that the system evolves to a state of mechanical equilibrium where the pressures are the same but the temperatures different. Numerical simulations are presented to illustrate the possible evolutions and to check the assumption done above. They also allow the comparison with the finite-mass situation, in which the motion of the piston exhibits a stochastic component; in this case the joint effect of recollisions and fluctuations in the piston motion induce heat conduction and relaxation towards thermal equilibrium.

I. INTRODUCTION

The adiabatic piston problem is a well-known controversial example of thermodynamics where the two principles of thermostatics (conservation of energy and maximum of entropy) are not sufficient to obtain the final state to which an isolated system will evolve. This can be understood since the final state will depend upon the values of the “friction coefficients”, which however do not appear in the entropy function. Similarly, taking a microscopical approach, i.e. statistical mechanics, this implies that one can not find the (thermodynamical) equilibrium state by phase space arguments.

Let us recall the problem. An adiabatically isolated, rigid cylinder is filled with two perfect gases separated by a movable adiabatic rigid wall (the piston). Initially the piston is fixed by a brake at some position X_0 and the two gases are in thermal equilibrium characterized by their respective pressures p^\pm and temperatures T^\pm (or equivalently their energies E^\pm). At a certain time, the brake is released and the question is to find the final equilibrium state assuming no friction is involved in the microscopical dynamics (see [1-3] and references therein for different discussions).

Recently, the problem was investigated using the following very simple microscopical model [4-8], which is a variation of the model already introduced in [9]. The system consists of N non-interacting point particles of mass m in an adiabatic, rigid cylinder of length $2L$ and cross-section A . The cylinder is divided in two compartments, containing respectively N^- and N^+ particles, by a movable wall of mass $M \gg m$, with no internal degrees of freedom (i.e. an adiabatic piston). This piston is constrained to move without friction along the x -axis. The particles make purely elastic collisions on the boundaries of the cylinder and on the piston, i.e. if v and V denote the x -component of the velocities of a particle and the piston before a collision, then under collision on the piston:

$$v \rightarrow v' = 2V - v + \alpha(v - V) \quad V \rightarrow V' = V + \alpha(v - V) \quad (1)$$

where:

$$\alpha = \frac{2m}{M + m} \quad (2)$$

Similarly, for a collision of a particle with the boundaries at $x = \pm L$, we have:

$$v \rightarrow v' = -v \quad (3)$$

Since there is no coupling with the transverse degrees of freedom, one can assume that all probability distributions are independent of the transverse coordinates. We are thus led to a formally one-dimensional problem (except for normalizations) and therefore in the model, we shall assume that all the particles have velocities parallel to the x -axis.

Since in physical situations $m \ll M$, this model was investigated in [4] in the limit where $\epsilon = \sqrt{m/M} \ll 1$ with M fixed. It was shown that if initially the two gases have the same pressure but different temperatures, i.e. $p^+ = p^-$ but $T^+ \neq T^-$, then for the infinite cylinder ($L \rightarrow \infty$) and in the limit $\epsilon \rightarrow 0$ (M fixed, finite), the stationary solution of Boltzmann equation describes an equilibrium state and the velocity distribution for the piston is Maxwellian, with temperature $T_p = \sqrt{T^- T^+}$, i.e. the piston is an adiabatic wall. However, to first order in ϵ , the stationary solution of Boltzmann equation is no longer Maxwellian and describes a non equilibrium state where the piston moves with constant average velocity $\bar{V} = \sqrt{\frac{\pi}{8} \pi m k_B} (\sqrt{T^+} - \sqrt{T^-})/M$ towards the high temperature domain, although the pressures are equal. In [5], it was shown that for $L = \infty$, the evolution towards the stationary state is described to order zero in ϵ by a Fokker-Planck equation, which can then be used to study the evolution to higher order in ϵ . The case of a finite cylinder was investigated in [6] by qualitative arguments and numerical simulations. It was shown that the evolution take place in two stages with very different time scales. In the first stage, the evolution is adiabatic and proceeds rather rapidly, with or without oscillations, to a state of “mechanical equilibrium” where the pressures are equal but the temperatures different. In the second stage the evolution takes place on a time scale several orders of magnitude larger (if $\epsilon \ll 1$); in this second stage, the piston drifts very slowly towards the high temperature domain, the pressures of both gases remain approximately constant, and the temperatures vary very slowly to reach a final equilibrium state where densities, pressures and temperatures of the two gases are the same. It was thus concluded in [6] that a wall which is adiabatic when fixed, becomes heat-conducting under the stochastic motion. However for real systems, the time involved to reach the thermal equilibrium will be several million times the age of universe and thus for all practical purposes the piston is in fact an adiabatic wall.

On the other hand, for systems with $\epsilon \approx 1$, or $\epsilon = 1$ [10-13], the system evolves directly toward thermal equilibrium and can not be considered as an adiabatic wall.

Another limit has been recently considered. In [14], the authors have studied the case where the mass m of the particles is fixed, but L tends to infinity together with $M \sim L^2$, $N \sim L^3$ and the time is scaled with $t = \tau L$. They have shown that in this limit, the motion of the piston and the one-particle distribution of the gas satisfy autonomous coupled equations.

Following a suggestion of J.L. Lebowitz [15], we shall analyse in the following still another limiting procedure: we shall consider the thermodynamic limit for the piston where m and L are fixed but the area A of the cross-section of the cylinder tends to infinity while

$$\gamma = \frac{2mA}{M+m} \quad \text{and} \quad R^\pm = m \frac{N^\pm}{M} \quad (4)$$

are kept constant (“−” refers to the left and “+” to the right of the piston).

The object of this article is to show that in the thermodynamic limit for the piston, the motion of the piston is “adiabatic” in the sense that it is deterministic, i.e. $\langle V^n \rangle_t = \langle V \rangle_t^n$, no heat transfer is involved, the entropy of both gases increases, there is no correlation between the piston and the particle distribution functions, and the system evolves toward a state of mechanical equilibrium, which is not a state of thermal equilibrium. Furthermore numerical simulations indicate that the evolution is such that the energy of the gas increases under compression (because work is done on the gas); moreover the simulations also indicate that the evolution depends strongly on R^\pm for small values ($R^\pm < 10$) but tends to be independent of R^\pm for larger value (see Figure 2 and 3).

In a following work [16], we shall discuss the finite effects in the motion of the piston, taking M finite but $M \gg m$. It will be shown that the evolution of the piston proceeds in two stages with totally different properties and time scales (see Figure 5 and 6). In a first stage, characterized by a time scale

$$\tau_1 = L \sqrt{\frac{m}{k_B T_0}} \cong \frac{L}{\sqrt{T_0}} 10^{-2} \text{ seconds} \quad (5)$$

where $N k_B T_0 = 2(E^+ + E^-) = 2E$ the evolution is adiabatic, similar to the case $M = \infty$. In particular, it is independent of M for M sufficiently large. In the second stage, characterized by a time scale

$$\tau_2 = \frac{M}{\sqrt{m}} L \sqrt{\frac{\pi}{k_B T_0}} \approx \frac{ML}{\sqrt{T_0}} 3.10^{17} \text{ years} \quad (6)$$

the evolution becomes diathermic, i.e.

(i) the motion of the piston is stochastic:

$$M(\langle V^2 \rangle_t - \langle V \rangle_t^2) = k_B T_p(t) \neq 0 \quad (7)$$

(ii) the pressure is approximately constant;

- (iii) there is a heat transfer;
- (iv) the motion depends strongly on M ;
- (v) the energy of the gas decreases under compression (because of heat transfer).

II. COUPLED EQUATIONS FOR THE ONE-PARTICLE VELOCITY DISTRIBUTIONS

A. Initial condition

We label $(-)$ those properties associated with the particles in the left compartment and $(+)$ those associated with the right compartment. In particular, the number N^- and N^+ of particles in each compartment is fixed. For the sake of clarity, when necessary we denote (x_i, v_i) , $i = 1 \dots N^-$, the position and velocity of the particles in the left compartment (“left particles”), by (y_j, w_j) , $j = 1 \dots N^+$, the position and velocity of the right particles, and by (X, V) the position and velocity of the piston. Taking the boundaries of the cylinder at $x = \pm L$, we thus have:

$$-L \leq x_i \leq X \leq y_j \leq L \quad (8)$$

In this section, L , N^\pm and M are finite. Initially, the piston is fixed at $(X = X_0, V = 0)$ and the particles on both sides are in thermal equilibrium at respective temperatures T^- and T^+ , i.e. the probability distribution f in the whole phase space is given by :

$$\begin{aligned} f(x_1, v_1; \dots; x_{N^-}, v_{N^-}; X, V; y_1, w_1; \dots; y_{N^+}, w_{N^+}; t = 0) = \\ = \frac{(N^-)!}{[A(L + X_0)]^{N^-}} \frac{(N^+)!}{[A(L - X_0)]^{N^+}} \prod_{i=1}^{N^-} f^-(v_i) \theta(X_0 - x_i) \theta(x_i + L) \prod_{j=1}^{N^+} f^+(w_j) \theta(y_j - X_0) \theta(L - y_j) \delta(X - X_0) \delta(V) \end{aligned} \quad (9)$$

where θ denotes the Heaviside step function. The probability distributions $f^\pm(v)$ are functions of v^2 with:

$$\int_{-\infty}^{\infty} f^\pm(v) dv = 1, \quad 2m \int_{-\infty}^0 v^2 f^+(v) dv = k_B T^+, \quad 2m \int_0^{\infty} v^2 f^-(v) dv = k_B T^- \quad (10)$$

For example, one could take for $f^\pm(v)$ Maxwellian distributions with temperatures T^\pm , or functions which are non-zero only for $|v| \in [v_{min}, v_{max}]$. For $t \geq 0$, the piston moves freely and the problem is to study its evolution.

B. Liouville equation

The distribution function $f = f(\{x_i, v_i\}_i; X, V; \{y_j, w_j\}_j; t)$ at time t is a measure over the whole phase space, which is symmetric in the i -coordinates (resp. in the j -coordinates), with the following normalization which reflects the underlying dimension $d = 3$ of the system:

$$\int f(x_1, v_1; \dots; x_{N^-}, v_{N^-}; X, V; y_1, w_1; \dots; y_{N^+}, w_{N^+}; t) dX dV \prod_{i=1}^{N^-} dx_i dv_i \prod_{j=1}^{N^+} dy_j dw_j = \frac{(N^-)! (N^+)!}{A^{N^-+N^+}} \quad (11)$$

(with A the cross-section of the cylinder). Its evolution in time is given by the Liouville equation:

$$\left(\frac{\partial}{\partial t} + \sum_{i=1}^{N^-} v_i \frac{\partial}{\partial x_i} + V \frac{\partial}{\partial X} + \sum_{j=1}^{N^+} w_j \frac{\partial}{\partial y_j} \right) f = \mathcal{I} \quad (12)$$

together with the boundary conditions:

$$f(\dots)|_{x_i=-L, v_i} = f(\dots)|_{x_i=-L, -v_i} \quad (13)$$

$$f(\dots)|_{y_j=L, w_j} = f(\dots)|_{y_j=L, -w_j} \quad (14)$$

The right-hand side \mathcal{I} of Eq. (12) takes into account the elastic collisions of the particles with the wall at $\pm L$ and with the piston. It decomposes into four terms.

1 - Elastic collisions of left particles with the wall at $x = -L$:

$$\begin{aligned} \mathcal{I}_1 = \sum_{i=1}^{N^-} \delta(x_i + L) v_i & [\theta(v_i) f(x_1, v_1; \dots; x_i, -v_i; \dots; x_{N^-}, v_{N^-}; X, V; y_1, w_1; \dots; y_{N^+}, w_{N^+}; t) \\ & + \theta(-v_i) f(x_1, v_1; \dots; x_i, v_i; \dots; x_{N^-}, v_{N^-}; X, V; y_1, w_1; \dots; y_{N^+}, w_{N^+}; t)] \end{aligned} \quad (15)$$

Using the boundary condition (13), this contribution is simply:

$$\mathcal{I}_1 = \sum_{i=1}^{N^-} \delta(x_i + L) v_i f \quad (16)$$

2 - Elastic collisions of right particles with the wall at $x = L$:

$$\begin{aligned} \mathcal{I}_2 = - \sum_{j=1}^{N^+} \delta(y_j - L) w_j & [\theta(-w_j) f(x_1, v_1; \dots; x_{N^-}, v_{N^-}; X, V; y_1, w_1; \dots; y_j, -w_j; \dots; y_{N^+}, w_{N^+}; t) \\ & + \theta(w_j) f(x_1, v_1; \dots; x_{N^-}, v_{N^-}; X, V; y_1, w_1; \dots; y_j, w_j; \dots; y_{N^+}, w_{N^+}; t)] \end{aligned} \quad (17)$$

and using the boundary condition (14), we have:

$$\mathcal{I}_2 = - \sum_{j=1}^{N^+} \delta(y_j - L) w_j f \quad (18)$$

3 - Elastic collisions of left particles with the piston at $x = X$:

$$\begin{aligned} \mathcal{I}_3 = \sum_{i=1}^{N^-} \delta(x_i - X) (V - v_i) & [\theta(V - v_i) f(x_1, v_1; \dots; x_i, v'_i; \dots; x_{N^-}, v_{N^-}; X, V'; y_1, w_1; \dots; y_{N^+}, w_{N^+}; t) \\ & + \theta(v_i - V) f(x_1, v_1; \dots; x_i, v_i; \dots; x_{N^-}, v_{N^-}; X, V; y_1, w_1; \dots; y_{N^+}, w_{N^+}; t)] \end{aligned} \quad (19)$$

where (v'_i, V') are given by Eqs. (1, 2).

4 - Elastic collisions of right particles with the piston at $y = X$:

$$\begin{aligned} \mathcal{I}_4 = - \sum_{j=1}^{N^+} \delta(y_j - X) (V - w_j) & [\theta(w_j - V) f(x_1, v_1; \dots; x_{N^-}, v_{N^-}; X, V'; y_1, w_1; \dots; y_j, w'_j; \dots; y_{N^+}, w_{N^+}; t) \\ & + \theta(V - w_j) f(x_1, v_1; \dots; x_{N^-}, v_{N^-}; X, V; y_1, w_1; \dots; y_j, w_j; \dots; y_{N^+}, w_{N^+}; t)] \end{aligned} \quad (20)$$

The correlation functions for k left particles, l right particles (and possibly the piston) are defined by integration of the distribution f over $(N^- - k)$ left particles, $(N^+ - l)$ right particles, and the piston coordinates (possibly not), multiplied by the factor:

$$\frac{A^{N^- - k}}{(N^- - k)!} \frac{A^{N^+ - l}}{(N^+ - l)!} \quad (21)$$

The evolution for the correlation functions is then obtained from Liouville equation by integration over the corresponding coordinates.

C. Equation for $\rho^-(x, v; t)$

We denote by $\rho^-(x, v; t)$ the single-particle distribution in the left compartment, obtained by integrating over all variables except $x_1 = x$ and $v_1 = v$, with the normalization:

$$\int \rho^-(x, v; t) dx dv = \frac{N^-}{A} \quad (22)$$

Its evolution involves $\rho_{1,P}$ the correlation function for one left particle and the piston, with:

$$\int \rho_{1,P}(x, v; X, V; t) dX dV = \rho^-(x, v; t) \quad (23)$$

$$\int \rho_{1,P}(x, v; X, V; t) dx dv = \frac{N^-}{A} \Psi(X, V; t) \quad (24)$$

where $\Psi(X, V; t)$ is the normalized probability distribution for the piston, obtained by integrating f over all variables except (X, V) . Integrating Liouville equation (12) over all variables except $x_1 = x$ and $v_1 = v$, together with the boundary conditions (13) yields:

$$\begin{aligned} (\partial_t + v\partial_x)\rho^-(x, v; t) &= \delta(x + L)v\rho^-(x, v; t) \\ &+ \int_{-\infty}^{\infty} (V - v)[\theta(V - v)\rho_{1,P}(x, v'; x, V'; t) + \theta(v - V)\rho_{1,P}(x, v; x, V; t)]dV \end{aligned} \quad (25)$$

with the initial condition:

$$\rho^-(x, v; t = 0) = f^-(v) \frac{N^-}{A(L + X_0)} \theta(X_0 - x)\theta(x + L) \quad (26)$$

D. Equation for $\rho^+(y, w; t)$

Similarly, we introduce $\rho^+(y, w; t)$ the single-particle distribution in the right compartment and $\rho_{P,1}$ the correlation function for one right-particle and the piston:

$$\int \rho^+(y, w; t) dy dw = \frac{N^+}{A} \quad (27)$$

$$\int \rho_{P,1}(X, V; y, w; t) dX dV = \rho^+(y, w; t) \quad (28)$$

$$\int \rho_{P,1}(X, V; y, w; t) dy dw = \frac{N^+}{A} \Psi(X, V; t) \quad (29)$$

Integrating Liouville equation (12) together with the boundary condition (14) yields:

$$\begin{aligned} (\partial_t + w\partial_y)\rho^+(y, w; t) &= -\delta(y - L)w\rho^+(y, w; t) \\ &- \int_{-\infty}^{\infty} (V - w)[\theta(w - V)\rho_{P,1}(y, V'; y, w'; t) + \theta(V - w)\rho_{P,1}(y, V; y, w; t)]dV \end{aligned} \quad (30)$$

together with the initial condition:

$$\rho^+(y, w; t = 0) = f^+(w) \frac{N^+}{A(L - X_0)} \theta(y - X_0)\theta(L - y) \quad (31)$$

E. Equation for $\Psi(X, V; t)$ and $\Phi(V; t)$

Integrating Liouville equation (12) over all variables except (X, V) , and assuming $\Psi(X = \pm L, V; t) = 0$, yields:

$$\begin{aligned} (\partial_t + V\partial_X)\Psi(X, V; t) &= A \int_{-\infty}^{\infty} (V - v)[\theta(V - v)\rho_{1,P}(X, v'; X, V'; t) + \theta(v - V)\rho_{1,P}(X, v; X, V; t)]dv \\ &- A \int_{-\infty}^{\infty} (V - w)[\theta(w - V)\rho_{P,1}(X, V'; X, w'; t) + \theta(V - w)\rho_{P,1}(X, V; X, w; t)]dw \end{aligned} \quad (32)$$

where $\rho_{P,1}$ is the correlation function for one right particle and the piston, and with the initial condition:

$$\Psi(X, V; t = 0) = \delta(X - X_0)\delta(V) \quad (33)$$

Finally integrating (32) over X leads to the evolution equation of the distribution function $\Phi(V; t)$ for the velocity of the piston:

$$\begin{aligned} \partial_t \Phi(V; t) = & A \int_{-\infty}^{\infty} (V - v) [\theta(V - v) \rho_{surf}^-(v'; V'; t) + \theta(v - V) \rho_{surf}^-(v; V; t)] dv \\ & - A \int_{-\infty}^{\infty} (V - w) [\theta(w - V) \rho_{surf}^+(w'; V'; t) + \theta(V - w) \rho_{surf}^+(w; V; t)] dw \end{aligned} \quad (34)$$

where:

$$\rho_{surf}^-(v; V; t) = \int_{-\infty}^{\infty} \rho_{1,P}(X, v; X, V; t) dX \quad (35)$$

$$\rho_{surf}^+(w; V; t) = \int_{-\infty}^{\infty} \rho_{P,1}(X, V; X, w; t) dX \quad (36)$$

represent the joint distribution for the piston velocity V and the particle velocity v on the left (resp. right) surface of the piston. Let us note that

$$\rho_{surf}^{\pm}(t) = \int_{-\infty}^{\infty} \int_{-\infty}^{\infty} \rho_{surf}^{\pm}(v; V; t) dv dV \quad (37)$$

represents the density of particles on the left (resp. right) surface of the piston.

Let us transform equation (34) by considering its action $\langle \Phi, g \rangle(t) = \int_{-\infty}^{\infty} \Phi(V; t) g(V) dV$ on a test-function $g(V)$. We have by definition:

$$\frac{d}{dt} \langle \Phi, g \rangle = \int_{-\infty}^{\infty} \partial_t \Phi(V; t) g(V) dV \quad (38)$$

Introducing the expression (34) of $\partial_t \Phi(V; t)$ in Eq. (38) and making the change of integration variables $(v, V) \rightarrow (v', V')$ in the term involving $\rho_{surf}^-(v'; V'; t)$ and, respectively, the change of integration variables $(V, w) \rightarrow (V', w')$ in the term involving $\rho_{surf}^+(V'; w'; t)$, we obtain:

$$\begin{aligned} \frac{d}{dt} \langle \Phi, g \rangle = & A \int_{-\infty}^{\infty} dV dv (v - V) \theta(v - V) \rho_{surf}^-(v; V; t) [g(V + \alpha(v - V)) - g(V)] \\ & - A \int_{-\infty}^{\infty} dV dw (w - V) \theta(V - w) \rho_{surf}^+(w; V; t) [g(V + \alpha(w - V)) - g(V)] \end{aligned} \quad (39)$$

We then expand $g(V + \alpha(v - V))$ in powers of α :

$$g(V + \alpha(v - V)) - g(V) = \alpha \sum_{k=0}^{\infty} \frac{\alpha^k (v - V)^{k+1}}{(k+1)!} g^{(k+1)}(V) \quad (40)$$

and transform the terms as follows:

$$\begin{aligned} \alpha A \int_{-\infty}^{\infty} dV dv (v - V) \theta(v - V) \rho_{surf}^-(v; V; t) \frac{\alpha^k (v - V)^{k+1}}{(k+1)!} g^{(k+1)}(V) = \\ \left\langle \gamma \frac{(-1)^{k+1} \alpha^k}{(k+1)!} \frac{\partial^{k+1}}{\partial V^{k+1}} \left[\int_V^{\infty} (v - V)^{k+2} \rho_{surf}^-(v; V; t) dv \right], g \right\rangle \end{aligned} \quad (41)$$

with

$$\gamma = \alpha A = \frac{2mA}{M + m} \quad (42)$$

In conclusion, the equation for the distribution $\Phi(V; t)$ is

$$\partial_t \Phi(V; t) = -\gamma \sum_{k=0}^{\infty} \frac{(-1)^k \alpha^k}{(k+1)!} \frac{\partial^{k+1}}{\partial V^{k+1}} \left[\int_V^{\infty} (v - V)^{k+2} \rho_{surf}^-(v; V; t) dv - \int_{-\infty}^V (v - V)^{k+2} \rho_{surf}^+(v; V; t) dv \right] \quad (43)$$

III. THERMODYNAMIC LIMIT FOR THE PISTON

The thermodynamic limit for the piston is defined by $A \rightarrow \infty$, $M \rightarrow \infty$, $N^\pm \rightarrow \infty$ with $\gamma = 2mA/(M + m)$ and $R^\pm = N^\pm m/M$ fixed. In this limit, $\alpha = 0$ and the equations for collisions (1), (2) are simply:

$$v' = 2V - v \quad V' = V \quad (44)$$

Similarly, the boundary conditions for the one-particle correlation functions write:

$$\rho^-(X, v; X, V; t) = \rho^-(X, (2V - v); X, V; t) \quad (45)$$

$$\rho^+(X, V; X, w; t) = \rho^+(X, V; X, (2V - w); t) \quad (46)$$

Assuming that we can permute $\alpha \rightarrow 0$ with the sum over k in Eq. (43), which we expect to be verified for initial conditions such that $< V >_t$ is not too large for all t , the equation for the evolution of $\Phi(V; t)$ reduces to:

$$\partial_t \Phi(V; t) = -\gamma \frac{\partial}{\partial V} \left(\int_V^\infty (v - V)^2 \rho_{surf}^-(v; V; t) dv - \int_{-\infty}^V (v - V)^2 \rho_{surf}^+(v; V; t) dv \right) \quad (47)$$

With the initial condition we have considered, it is natural to expect that it is possible to write:

$$\rho_{surf}^\pm(v; V; t) = a^\pm(v; V; t) \Phi(V; t) \quad (48)$$

where $a^\pm(v; V; t)$ are non-negative continuous functions of V , while $\Phi(V; t)$ is a distribution in V for all t . As we shall see, the assumption (48) will be justified *a fortiori* after the discussion.

Under the assumption (48), the equation for the evolution of $\Phi(V; t)$ takes the form:

$$\partial_t \Phi(V; t) = -\frac{\partial}{\partial V} [\Phi(V; t) F(V; t)] \quad (49)$$

where

$$F(V; t) = \gamma \left[\int_V^\infty (v - V)^2 a^-(v; V; t) dv - \int_{-\infty}^V (v - V)^2 a^+(v; V; t) dv \right] \quad (50)$$

is continuous in V for all fixed t .

Property 1:

Let $V(t) = \tau_t V_0$ be the solution of

$$\begin{cases} \frac{dV}{dt} = F(V; t) \\ V(0) = V_0 \end{cases} \quad (51)$$

then the solution of (49) is

$$\Phi(V; t) = \Phi(\tau_{-t} V; t = 0) \frac{d}{dV} (\tau_{-t} V) \quad (52)$$

Proof:

For $t = 0$, (52) is an identity. For $t > 0$, (52) means that for any test-function $g(V)$:

$$< \Phi_t; g > = \int \Phi(V; t) g(V) dV = \int \Phi(V; 0) g(\tau_t V) dV \quad (53)$$

From Eqs. (51 - 53) follows that:

$$\begin{aligned}
\frac{d}{dt} \langle \Phi_t; g \rangle &= \int \partial_t \Phi(V; t) g(V) dV \\
&= \int \Phi(V; 0) \left(\frac{d}{dV} g \right) (V' = \tau_t V) F(\tau_t V; t) dV \\
&= \int \Phi(V'; t) \left(\frac{d}{dV'} g \right) (V') F(V'; t) dV' \\
&= - \int \frac{\partial}{\partial V'} [\Phi(V'; t) F(V'; t)] g(V') dV'
\end{aligned} \tag{54}$$

i.e.

$$\frac{d}{dt} \Phi(V, t) = - \frac{\partial}{\partial V} [\Phi(V; t) F(V; t)] \tag{55}$$

Therefore the distribution $\Phi(V; t)$ defined by (52) is solution of Eq. (49). Let us remark that the continuity of $F(V; t)$ in V is essential in order that $\Phi(V; t) F(V; t)$ is a well-defined distribution.

From Property 1, we obtain immediately the following corollary.

Corollary 1:

If

$$\Phi(V; t = 0) = \delta(V - V_0) \tag{56}$$

then

$$\Phi(V; t) = \delta(V - V(t)) \tag{57}$$

where $V(t)$ is the solution of (51). Moreover, from Eq. (48) we have

$$\rho_{surf}^{\pm}(v; V; t) = \rho_{surf}^{\pm}(v; t) \delta(V - V(t)) \tag{58}$$

where

$$\rho_{surf}^{\pm}(v; t) = a^{\pm}(v; V(t); t) \tag{59}$$

and

$$\int \rho_{surf}^{\pm}(v; t) dv = \rho_{surf}^{\pm}(t) \tag{60}$$

From the corollary follows that for the initial condition:

$$\Psi(X, V; t = 0) = \delta(X - X_0) \delta(V - V_0) \tag{61}$$

the evolution of the piston is deterministic in the sens that

$$\Psi(X, V; t) = \delta(X - X(t)) \delta(V - V(t)) \tag{62}$$

where $X(t)$ is obtained by integration of $V(t)$ with $X(t = 0) = X_0$.

As for (48) it is natural to assume that the distributions $\rho_{1,P}$ and $\rho_{P,1}$ are absolutely continuous with respect to $\Psi(X, V, t)$, i.e.

$$\begin{aligned}
\rho_{1,P}(x, v; X, V; t) &= b^-(x, v; X, V; t) \Psi(X, V; t) \\
\rho_{P,1}(X, V; x, v; t) &= b^+(X, V; x, v; t) \Psi(X, V; t)
\end{aligned} \tag{63}$$

where b^{\pm} are continuous functions in (x, X, V) . We obtain from (63), (23) and (24)

$$\begin{aligned}
\rho_{1,P}(x, v; X, V; t) &= \rho^-(x, v; t) \Psi(X, V; t) \\
\rho_{P,1}(X, V; x, v; t) &= \rho^+(x, v; t) \Psi(X, V; t)
\end{aligned} \tag{64}$$

where

$$\rho^\pm(x, v; t) = b^\pm(x, v; X(t), V(t); t) \quad (65)$$

Moreover, from (35), (36), (64), we obtain for the joint distribution for the piston and particle velocity

$$\rho_{surf}^\pm(v; V; t) = \rho_{surf}^\pm(v; t) \delta(V - V(t)) \quad (66)$$

where

$$\rho_{surf}^\pm(v; t) = \rho^\pm(X(t), v; t) = \rho_{surf}^\pm(t) f^\pm(v; t) \quad (67)$$

and $f^\pm(v; t)$ is the probability distribution for particles at the left and right surface of the piston.

In conclusion, in the thermodynamic limit for the piston ($M = \infty$), the motion of the piston is purely deterministic and is statistically uncorrelated with the gas.

Introducing

$$F_2[V; \rho_{surf}^\pm(\cdot)] = \int_V^\infty (v - V)^2 \rho_{surf}^-(v; t) dv - \int_{-\infty}^V (v - V)^2 \rho_{surf}^+(v; t) dv \quad (68)$$

we have thus the following equations for the evolution:

$$\frac{dV}{dt} = \gamma F_2[V; \rho_{surf}^\pm(\cdot)] \quad (69)$$

$$\begin{aligned} (\partial_t + v\partial_x)\rho^-(x, v; t) &= \delta(x + L)v\rho^-(-L, v; t) \\ &+ \delta(x - X(t))[V(t) - v][\theta(V(t) - v)\rho^-(X(t), 2V(t) - v; t) + \theta(v - V(t))\rho^-(X(t), v; t)] \end{aligned} \quad (70)$$

$$\begin{aligned} (\partial_t + w\partial_y)\rho^+(y, w; t) &= -\delta(y - L)w\rho^+(L, w; t) \\ &- \delta(y - X(t))[V(t) - w][\theta(w - V(t))\rho^+(X(t), 2V(t) - w; t) + \theta(V(t) - w)\rho^+(X(t), w; t)] \end{aligned} \quad (71)$$

From (70) (71) follows that:

$$\rho^-(x, v; t) = \rho^-(x_0, v_0; t = 0) \quad (72)$$

$$\rho^+(y, w; t) = \rho^+(y_0, w_0; t = 0) \quad (73)$$

where (x_0, v_0) , resp. (y_0, w_0) , is the initial conditions necessary to reach the point (x, v) (resp. (y, w)) at time t , under the free evolution of the particle with elastic collisions at the boundary $x = -L$ and $x = X(t)$ (resp $y = X(t)$ and $y = L$)

Finally, from (66) and (64), the assumptions (48) and (63) will be satisfied, so that the whole reasoning is consistent.

Let us summarize our results in the following statement:

Property 2:

In the thermodynamic limit for the piston, and for the initial condition

$$\Psi(X, V; t = 0) = \delta(X - X_0)\delta(V - V_0)$$

(a) the motion of the piston is deterministic, i.e.

$$\Psi(X, V; t) = \delta(X - X(t))\delta(V - V(t)) \quad (74)$$

where

$$\begin{cases} \frac{d}{dt}X(t) = V(t) & X(0) = X_0 \\ \frac{d}{dt}V(t) = \gamma F_2[V; \rho_{surf}^\pm(\cdot)] & V(0) = V_0 \end{cases} \quad (75)$$

- (b) $\rho^\pm(x, v; t) = \rho^\pm(x_0, v_0; t = 0)$
(c) there is no correlation between the particles and the piston, i.e.
 $\rho^\pm(x, v; X, V; t) = \rho^\pm(x, v; t)\Psi(X, V; t)$

Thermodynamic quantities on the surface of the piston

Let

$$F_2^-(V) = \int_V^\infty (v - V)^2 \rho_{surf}^-(v) dv \quad (76)$$

$$(77)$$

$$F_2^+(V) = \int_{-\infty}^V (v - V)^2 \rho_{surf}^+(v) dv \quad (78)$$

In the thermodynamic limit $\gamma = 2mA/M$ and the equation of motion (75) is of the form

$$\frac{d}{dt}V = \frac{A}{M} [2mF_2^-(V) - 2mF_2^+(V)] \quad (79)$$

where $2mF_2^-(V)$ is the force per unit area exerted by the left particles on the piston and similarly $-2mF_2^+(V)$ is the force per unit area exerted by the right particles. Since $F_2^-(V)$ and $-F_2^+(V)$ are monotonically decreasing functions of V (for any distribution $\rho_{surf}^\pm(v)$), we are led to introduce the *pressure* \hat{p} , the *friction coefficients* $\lambda(V)$ as well as the *density* $\hat{\rho}$ and the *temperature* \hat{T} associated with the particles which are going to hit the piston by

$$\hat{\rho}^- \doteq 2 \int_0^\infty \rho_{surf}^-(v) dv \quad (80)$$

$$\hat{\rho}^+ \doteq 2 \int_{-\infty}^0 \rho_{surf}^+(v) dv \quad (81)$$

$$\hat{p}^\pm \doteq 2mF_2^\pm(V=0) \doteq \hat{\rho}^\pm k_B \hat{T}^\pm \quad (82)$$

$$2mF_2^\pm(V) \doteq \hat{p}^\pm \pm \frac{(M+m)}{A} \lambda^\pm(V) V \quad (83)$$

where $\lambda^\pm(V) > 0$ for all V . The equation (79) for the evolution of the piston is thus

$$\frac{d}{dt}V = \frac{A}{M} (\hat{p}^- - \hat{p}^+) - [\lambda^-(V) + \lambda^+(V)]V \quad (84)$$

and involves the difference of pressure and the friction force.

We notice that for distributions $\rho_{surf}^\pm(v)$ which are symmetric in v , (80), (81) and (82) are the standard definitions of density, pressure and temperature.

Moreover in the thermodynamic limit for the piston we also have from (70), (71)

$$\frac{d}{dt} \left(\frac{\langle E^- \rangle}{A} \right) = -2mF_2^-(V)V \quad (85)$$

$$\frac{d}{dt} \left(\frac{\langle E^+ \rangle}{A} \right) = 2mF_2^+(V)V \quad (86)$$

where $\langle E^\pm \rangle / A$ is the (kinetic) energy per unit area of the particles in the left and in the right compartment. From the 1st principle of thermodynamic we thus have the following result.

Property 3:

In the thermodynamic limit the evolution of the system is “adiabatic”, i.e. there is only work and no heat involved.

IV. EVOLUTION OF THE PISTON IN THE THERMODYNAMIC LIMIT ($M = \infty$) AND FOR THE INFINITE CYLINDER ($L = \infty$)

In this section, we consider the limiting situation where the length of the cylinder is infinite and the thermodynamic limit for the piston has been taken (Sec. 3)

Assuming that the initial distribution $f^\pm(v)$ are zero if $|v| \notin [v_{min}, v_{max}]$, where v_{min} and v_{max} depend on the initial temperatures and pressures, there will be no recollision of the particles on the piston. In this case $\hat{\rho}_{surf}^-(v; t)$, resp $\hat{\rho}_{surf}^+(w; t)$ will be independent of t for all $v > \inf_t V(t)$, resp. $w < \sup_t V(t)$, and thus $F_2(V)$ is independent of t . If the initial distributions are Maxwellian with $|p^- - p^+|$ sufficiently small, the velocity of piston will be small and we also expect that $F_2(V)$ is approximately independent of t . In those cases $\hat{\rho}^\pm(v; t) = \rho^\pm(v)$, $\hat{T}^\pm(t) = T^\pm$ and $\hat{p}^\pm(t) = p^\pm$.

The evolution of the piston is thus simply given by the ordinary differential equation

$$\begin{cases} \frac{d}{dt}V = \left(\frac{A}{M}\right) 2mF_2(V) \\ V(0) = 0 \end{cases} \quad (87)$$

where $F_2(V)$ is a strictly decreasing function of V :

$$2mF_2(V) = (p^- - p^+) - \frac{M}{A}\lambda(V)V \quad \lambda(V) = \lambda^+(V) + \lambda^-(V) > 0 \quad (88)$$

If the initial conditions are such that $p^- = p^+$ then from (87), (88), we have $V(t) = 0$ for all t , i.e. the piston remains at rest and the gases on both sides remain in equilibrium with their respective temperatures T^- and T^+ : the piston is therefore an adiabatic wall in the thermodynamical sense.

If the initial conditions are such that $p^- \neq p^+$ (i.e. $\rho^- k_B T^- \neq \rho^+ k_B T^+$), then from (87), (88), the piston will evolve monotonically (i.e. either $X(t)$ increases, or decreases, for all t) to the stationary state with constant velocity \bar{V} solution of the equation $F_2(\bar{V}) = 0$, i.e.

$$\int_{\bar{V}}^{\infty} \rho^-(v)(v - \bar{V})^2 dv - \int_{-\infty}^{\bar{V}} \rho^+(v)(v - \bar{V})^2 dv = 0 \quad (89)$$

Moreover, the approach to the stationary state is exponentially fast with time constant τ_0

$$\tau_0 = \frac{1}{\lambda} \quad \lambda = \lambda(V = 0) \quad (90)$$

Assuming that for $k = 1$ and 3 , the expressions

$$\int_0^{\infty} v^k \rho^-(v) dv \quad \text{and} \quad \int_{-\infty}^0 v^k \rho^+(v) dv \quad (91)$$

are approximately the same functions of T^- and T^+ as for the Maxwellian distributions, we have

$$\lambda = \frac{A}{M} \sqrt{\frac{8k_B m}{\pi}} (\rho^- \sqrt{T^-} + \rho^+ \sqrt{T^+}) \quad (92)$$

and \bar{V} is given by the solution (closest to 0) of

$$\begin{aligned} k_B (\rho^- T^- - \rho^+ T^+) - \bar{V} \sqrt{\frac{8k_B m}{\pi}} (\rho^- \sqrt{T^-} + \rho^+ \sqrt{T^+}) \\ + \bar{V}^2 m (\rho^- - \rho^+) - \bar{V}^3 \frac{m}{3} \sqrt{\frac{2m}{\pi k_B}} \left(\frac{\rho^-}{\sqrt{T^-}} + \frac{\rho^+}{\sqrt{T^+}} \right) + \mathcal{O}(\bar{V}^4) = 0 \end{aligned} \quad (93)$$

In conclusion, the stationary velocity \bar{V} is a function of ρ^+/ρ^- , T^+ , T^- and m , but does not depend on the value M/A . Furthermore the time necessary to reach the stationary velocity is characterized by τ_0 , which from (90), (92) tends to zero when $(A/M)\rho^\pm$ is very large (with fixed T^- , T^+). In Sec. 6, we will check the above conclusions (in fact the assumptions under which they have been derived) by means of numerical simulations.

To conclude this section, we remark that in the thermodynamic limit the stationary state is stable with respect to small perturbations of \bar{V} .

V. EVOLUTION OF THE PISTON IN THE THERMODYNAMIC LIMIT ($M = \infty$) AND FOR A FINITE CYLINDER ($L < \infty$)

If the cylinder has finite length, we have to consider the full set of equations (68-71). In this section, we shall give only a qualitative discussion and then in Sec. 6, we shall compare our conclusions with the numerical simulations. To simplify the notation, as in the simulation we now place the left boundary at $x = 0$ and the right boundary at $x = L$, i.e. the cylinder has now a finite length L .

Introducing the temperatures T^\pm of the gases in the left and right compartment by

$$T^\pm = \frac{2 \langle E^\pm \rangle}{k_B N^\pm} \quad (94)$$

the conservation of energy implies in the thermodynamic limit for the piston (i.e. $\langle V^2 \rangle = \langle V \rangle^2$)

$$\left(\frac{N^-}{N}\right) T_t^- + \left(\frac{N^+}{N}\right) T_t^+ + \frac{M}{N k_B} V^2 = cte \doteq T_0 \quad (95)$$

where $N = N^+ + N^-$. From Eqs. (83-86), we then have

$$\frac{d}{dt} V = \left(\frac{A}{M}\right) 2m [F_2^-(V) - F_2^+(V)] \quad (96)$$

$$k_B \frac{d}{dt} T^- = -4m \left(\frac{A}{N^-}\right) F_2^-(V) V \quad (97)$$

$$k_B \frac{d}{dt} T^+ = -4m \left(\frac{A}{N^+}\right) F_2^+(V) V \quad (98)$$

where

$$2m F_2^\pm(V) = \hat{\rho}^\pm k_B \hat{T}^\pm \pm \left(\frac{M}{A}\right) \lambda^\pm(V) V \quad (99)$$

We notice that (95) is satisfied for all t . Let us first remark that in (68), i.e. in (96), appears $m(A/M)\hat{\rho}_{surf}^\pm$ which at $t = 0$ is R^-/X_0 and $R^+/(L - X_0)$ with

$$R^\pm = m \frac{N^\pm}{M} \quad (100)$$

Therefore, as discussed in Sec. 4, if R^\pm is sufficiently large then in a time $\tau_0 = \mathcal{O}((R^\pm)^{-1}) \ll 1$ the piston will reach the velocity $\bar{V} = \bar{V}(\rho^+/\rho^-, T^\pm)$ given by Eq. (89), i.e. $X(t) = X_0 + \bar{V}t$. This evolution will continue over a time interval of the order

$$\tau_1 = \min \left\{ \frac{2X_0}{\sqrt{3 \frac{k_B T^-}{m}} - \bar{V}}, \frac{2(L - X_0)}{\sqrt{3 \frac{k_B T^+}{m}} + \bar{V}} \right\} \quad (101)$$

which is the time for the sound wave to propagate from the piston to the closest boundary of the cylinder.

For $t > \tau_1$, the density distributions $\rho_{surf}^\pm(v; t)$ depend explicitly on time. To discuss the evolution we now introduce the following

Homogeneity assumption:

$$\hat{\rho}^-(t) \simeq \frac{N^-}{AX(t)} \quad \hat{\rho}^+(t) \simeq \frac{N^+}{A(L - X(t))} \quad (102)$$

$$\hat{T}^\pm(t) \simeq T^\pm(t) \quad (103)$$

With this assumption, Eqs. (96-99) yield

$$\frac{d}{dt}V = \frac{N^-}{M}k_B\frac{T^-}{X} - \frac{N^+}{M}k_B\frac{T^+}{(L-X)} - \lambda(V)V \quad (104)$$

$$\frac{d}{dt}T^- = -2T^-\frac{V}{X} + 2V^2\left(\frac{M}{N^-}\right)\frac{\lambda^-(V)}{k_B} \quad (105)$$

$$\frac{d}{dt}T^+ = 2T^+\frac{V}{L-X} + 2V^2\left(\frac{M}{N^+}\right)\frac{\lambda^+(V)}{k_B} \quad (106)$$

(once again one can see that (95) is satisfied). Therefore introducing

$$\sigma^- = \sqrt{T^-}X \quad \text{and} \quad \sigma^+ = \sqrt{T^+}(L-X) \quad (107)$$

Eqs. (104-106) implies

$$\frac{d}{dt}\sigma^- = \left(\frac{M}{N^-}\right)\frac{\lambda^-(V)}{\rho^-k_B\sqrt{T^-}}V^2 \quad (108)$$

$$\frac{d}{dt}\sigma^+ = \left(\frac{M}{N^+}\right)\frac{\lambda^+(V)}{\rho^+k_B\sqrt{T^+}}V^2 \quad (109)$$

Let us remark that the entropy of the “one-dimensional” perfect gases is

$$\frac{S^-}{A} = \left(\frac{N^-}{A}\right)k_B\ln[\sqrt{T^-}X] + f(N^-/A) \quad (110)$$

$$\frac{S^+}{A} = \left(\frac{N^+}{A}\right)k_B\ln[\sqrt{T^+}(L-X)] + f(N^+/A) \quad (111)$$

Therefore from (108), (109),

$$\frac{d}{dt}\left(\frac{S^\pm}{A}\right) = \left(\frac{M}{A}\right)\frac{\lambda^\pm(V)}{T^\pm}V^2 \quad (112)$$

and we have thus obtained the following

Property 4:

Under the homogeneity assumption (102-103), the evolution of the piston is adiabatic, i.e. no heat transfer is involved and the entropy of both gases defined by (110),(111) are strictly increasing in time.

Moreover, assuming that

$$\int_0^\infty v\rho_{surf}^-(v;t)dv \quad \text{and} \quad \int_{-\infty}^0 v^k\rho_{surf}^+(v;t)dv \quad (113)$$

are approximately the same function of T^- and T^+ as for the Maxwellian distributions, we have

$$\lambda^\pm(V=0) = \left(\frac{A}{M}\right) \sqrt{\frac{8k_B m}{\pi}} \rho^\pm \sqrt{T^\pm} \quad (114)$$

i.e.

$$\lambda^-(V=0) = \left(\frac{N^-}{M}\right) \sqrt{\frac{8k_B m}{\pi}} \frac{\sigma^-}{X^2} \quad (115)$$

$$\lambda^+(V=0) = \left(\frac{N^+}{M}\right) \sqrt{\frac{8k_B m}{\pi}} \frac{\sigma^+}{(L-X)^2} \quad (116)$$

In conclusion, from (108), (109) and (114) we have

$$\frac{d}{dt}(\sigma^- - \sigma^+) = \mathcal{O}(V^3) \quad (117)$$

$$\frac{d}{dt}V = k_B \left[\left(\frac{N^-}{M}\right) \frac{(\sigma^-)^2}{X^3} - \left(\frac{N^+}{M}\right) \frac{(\sigma^+)^2}{(L-X)^3} \right] - \lambda(V)V \quad (118)$$

Equilibrium point ($M = \infty$):

From Eqs. (95,104-106) we find that the equilibrium point is given by

$$\left(\frac{N^-}{N}\right) T_f^- = T_0 \frac{X_f}{L} \quad (119)$$

$$\left(\frac{N^+}{N}\right) T_f^+ = T_0 \left(1 - \frac{X_f}{L}\right) \quad (120)$$

i.e. in particular $p_f^- = p_f^+$, and from (117) taking $\sigma^- - \sigma^+ \approx cste$ yields

$$\sqrt{T^-}X - \sqrt{T^+}(L-X) = C \doteq \sqrt{T^-(0)}X_0 - \sqrt{T^+(0)}(L-X_0) \quad (121)$$

i.e. with (119), (120)

$$\sqrt{\left(\frac{N}{N^-}\right) X_f^3} - \sqrt{\left(\frac{N}{N^+}\right) (L-X_f)^3} = \sqrt{\frac{L}{T_0}} C \quad (122)$$

Solving (122), (119), (120) with the constants C , T_0 given by the initial conditions (95), (121) gives the equilibrium state (X_f, T_f^-, T_f^+) which is a state of mechanical equilibrium $p_f^- = p_f^+$ but not thermal equilibrium $T_f^- \neq T_f^+$.

Linearization around the equilibrium point:

Let (X_f, T_f^\pm) be the equilibrium point given by (119-122) and $x = X - X_f$. Linearizing the equations (104), (108), (109), together with (114) for the friction coefficient, yields

$$\begin{cases} \sigma^- = cte = \sqrt{T_f^-} X_f \\ \sigma^+ = cte = \sqrt{T_f^+} (L - X_f) \\ \ddot{x} = -\omega_0^2 x - \lambda \dot{x} \end{cases} \quad (123)$$

with

$$\omega_0^2 = 3 \left(\frac{N}{M}\right) \frac{k_B T_0}{X_f(L-X_f)} \quad N = N^+ + N^- \quad (124)$$

$$T_0 = \left(\frac{N^-}{N} \right) T^-(0) + \left(\frac{N^+}{N} \right) T^+(0) \quad (125)$$

$$\lambda = \sqrt{\frac{8m}{\pi}} \sqrt{\frac{N}{M} \frac{k_B T_0}{L}} \left[\sqrt{\frac{N^-}{M} \frac{1}{X_f}} + \sqrt{\frac{N^+}{M} \frac{1}{(L - X_f)}} \right] \quad (126)$$

In conclusion the equilibrium point (for the thermodynamic limit) is stable and the approach to equilibrium is a damped, harmonic, oscillation with damping

$$\varrho^\pm = \frac{\lambda}{2} \mp \sqrt{\frac{\lambda^2}{4} - \omega_0^2} \quad (127)$$

Moreover, in the linear approximation the evolution of the gases are at constant entropy.

For the case $N^+ = N^- = \bar{N}$ which will be considered in the simulations (Sec. 6)

$$R = \frac{\bar{N}m}{M} = \frac{M^\pm}{M} \quad (128)$$

$$T_0 = \frac{1}{2} (T^-(0) + T^+(0)) \quad (129)$$

$$\lambda^2 = \frac{8R}{3\pi} \left[\sqrt{\frac{X_f}{L}} + \sqrt{1 - \frac{X_f}{L}} \right]^2 \omega_0^2 \quad (130)$$

This implies that the motion is weakly damped if

$$R \leq R_{max} = \frac{3\pi}{2} \left[\sqrt{\frac{X_f}{L}} + \sqrt{1 - \frac{X_f}{L}} \right]^{-2} \quad (131)$$

with “period”

$$\tau = \frac{2\pi}{\omega_0} \frac{1}{\sqrt{1 - R/R_{max}}} \quad (132)$$

VI. NUMERICAL SIMULATIONS

To illustrate the results of Sec. 4 and to verify the conclusions of Sec. 5 which were based on the homogeneity assumptions (102), (103), we have performed a large number of numerical simulations. In all simulations, we have considered a one-dimensional system of length L , with the left boundary at $x = 0$ and we have taken:

$$k_B = 1, \quad m = 1, \quad N^- = N^+ = \bar{N}, \quad R = \frac{\bar{N}}{M}, \quad L = 60 \cdot 10^4 \quad (133)$$

$$X_0 = 10 \cdot 10^4, \quad V_0 = 0, \quad \text{i.e. } \rho^-(0) = 5\rho^+(0) \quad (134)$$

Furthermore, in figure 4, we have taken the definition:

$$p^-(t) = \frac{\bar{N}k_B T^-(t)}{X(t)} \quad p^+(t) = \frac{\bar{N}k_B T^+(t)}{(L - X)(t)} \quad (135)$$

where $T^\pm = 2E^\pm/\bar{N}k_B$, E^\pm being the energies of the two compartments. We recall that the area A does not play any role. At the initial time $t = 0$, the left and the right particles are taken with Poisson distribution for the position and Maxwellian distribution for the velocities, characterized by:

$$T^- = 1, \quad T^+ = 10, \quad \text{i.e. } T_0 = 5.5 \quad (136)$$

and thus

$$p^+ = 2p^- \quad (137)$$

Since under the scaling $L' = \alpha L$, $X'_0 = \alpha X_0$, time is scaled with $t' = \alpha t$, and similarly under the scaling $T'^{\pm} = \alpha T^{\pm}$, time is scaled with $t' = \frac{1}{\sqrt{\alpha}} t$, we have considered only different values for the parameters $R = \bar{N}/M$ (from 0.1 to 1000) and M (from 1 to 10^5).

From the discussion of Section 4, it is expected that for R sufficiently large the stationary velocity \bar{V} , Eq.(89), for the infinite cylinder and the initial conditions (136-137) will coincide with the velocity of the piston before the first recollisions of the particles. In our case it yields

$$\bar{V} = -0.3433 \quad (138)$$

The velocity c of the sound wave in the one-dimensional perfect gas is given by $c = \sqrt{3k_B T/m}$. Therefore for our simulations, the time needed for the sound wave to make the first collision on the piston is:

$$t^- = \frac{2X_0}{c^- - \bar{V}} = 0.96 \cdot 10^5 \quad t^+ = \frac{2(L - X_0)}{c^+ + \bar{V}} = 1.95 \cdot 10^5 \quad (139)$$

The mechanical equilibrium defined by Eqs. (119-122) is:

$$X_f = 8.42 \cdot 10^4 \quad (140)$$

$$T_f^- = 1.54 \quad T_f^+ = 9.46 \quad (141)$$

$$p_f^- = p_f^+ = 1.83(4) \bar{N} \cdot 10^{-5} \quad (142)$$

Let us remark that for thermal equilibrium of a heat-conducting piston, one would have: $X_{th} = 30 \cdot 10^4$, $T_{th}^- = T_{th}^+ = 5.5$, $p^- = p^+ = 1.833 \bar{N} \cdot 10^{-5}$.

In the approach to equilibrium, from Eqs. (124), (130) we have:

$$\omega_0 = \sqrt{R} \cdot 0.2756 \cdot 10^{-4}, \quad \lambda \cong R \cdot 0.331 \cdot 10^{-4} \quad (143)$$

and the “period” of the damped oscillations is:

$$\tau = 2.28 \cdot 10^5 [R(1 - 0.36R)]^{-1/2} \quad (144)$$

which yields:

$$R_{max} \cong 3 \quad (145)$$

In figure 1, we have taken $R = 4$ and investigated the thermodynamic limit by considering increasing values of M from 10 000 to 100 000. From figure 1, we conclude that for $t < 30 \cdot 10^5$, the thermodynamic limit for the piston is reached when $M > 50 000$. Other simulations with fixed R ranging from 0.1 to 300 confirm this result: for $t < 30 \cdot 10^5$, the evolution corresponds to the thermodynamic limit if $M > 50 000$.

In figures 2 and 3, we have then considered the time evolution for the piston for different values of R , and values of M such that the evolution corresponds to the thermodynamic limit. The simulations (Fig. 2) show that the evolution is very weakly damped for $R < 1$ and strongly damped for $R > 4$ in agreement with the conclusion of Sec. 5 which gave the critical value $R_{max} = 3$.

The weakly damped oscillations have a period which is in very good agreement with the expected values of Sec. 5 (see Table 1), but the damping coefficient computed over more than 1000 oscillations gives a value several order of magnitude smaller than λ Eq.(143). For example for $R = 0.2$, $M = 100 000$, we observe a damping equal to $3 \cdot 10^{-5} \lambda$. We should stress that these oscillations are around the value $X \cong 8.4 \cdot 10^4$, to be compared with the expected value $X_f = 8.42 \cdot 10^4$ for the adiabatic equilibrium (140), and the period of oscillations is constant (at least up to $t = 7000 \cdot 10^5$, which corresponds to 1500 oscillations and is the time the simulation has been running). The fluctuations on the amplitude of these oscillations is of order 1%.

On the other hand for $R > 10$ and $M > 6 000$, i.e. for strongly damped evolution, it is seen on figure 3 that the evolution is independent of R and M if $t < 20 \cdot 10^5$. We also notice (Fig. 3) that for $R > 10$, the piston acquires almost immediately a velocity:

$$V_1 = -0.34 \quad (146)$$

which is in perfect agreement with \bar{V} computed above in Eq. (138). Therefore for strong damping the friction coefficient coincide with the computed value during the initial evolution, i.e. as long as the influence of the boundaries ($X = 0$, $x = L$) did not appear. The piston then arrives at its first minimum position at the time $t_1 = 0.9 \cdot 10^5$, which corresponds to the time t^- for the sound wave to return on the piston, Eq. (139), and reaches the position of mechanical equilibrium at a time t which is about $4t_1$ (see also Fig. 4). From figure 3, the position of mechanical equilibrium is $X_f = 8.35 \cdot 10^4$ which is in good agreement with the expected value $8.42 \cdot 10^4$ (140). It is seen on figure 1 and 2 that for R between 4 and 10, after a time of the order $20 t_1$, new oscillations appear with amplitude $\delta X/L \approx 4 \cdot 10^{-3}$ and period approximately equal to $2t_1$ independent of R and M (for M large). The amplitude of these new oscillations is modulated with a period about $20 t_1$ and they tend to disappear with time. We are led to conjecture that these oscillations are associated with sound waves propagating in the gases.

In figure 4, we show the time evolution for the temperature T^\pm of the gas and for the pressure p^\pm given in Eq.(135). It is seen that these evolutions follow the evolution of the piston. Moreover, we notice that the temperature increases (resp. decreases) under compression (resp. expansion) of the gas, which reflects the fact that the evolution is adiabatic (compare with Fig. 5 where the opposite situation occurs because the change of energy is due to heat transfer instead of work). From figure 4, we obtain the numerical values for temperatures and pressure when mechanical equilibrium is reached, i.e.

$$T_f^- = 1.58, \quad T_f^+ = 9.42, \quad p^- = p^+ = 5.5 \quad (147)$$

which are again in perfect agreement with the expected values (140-142) $T_f^- = 1.54$, $T_f^+ = 9.46$, $p_f = 5.5$ since $\bar{N} = 300\,000$.

Finally from (110-111), we have for the change in entropy between the initial and final states:

$$\Delta S^- = \bar{N} k_B 23 \cdot 10^{-3} \quad (148)$$

$$\Delta S^+ = \bar{N} k_B 6.7 \cdot 10^{-3} \quad (149)$$

We thus observe numerically an increase in entropy for both gases which once more confirms the adiabatic property of the piston.

To conclude this discussion, we present on Figures 5 and 6 the time evolution for finite M which we discuss in details in [16]. For strong damping, it is seen that after an initial time of order $4t_1$, the pressures on both sides are equal. For $t > 4t_1$, the pressures remain approximately constant, the piston evolves with a drift velocity proportional to $(\sqrt{T^+} - \sqrt{T^-})$ and the temperatures change very slowly. It is seen that the system now evolves to a state of thermal equilibrium on a time scale of the order M , i.e. the evolutions are identical under the scaling $M' = \alpha M$ and $t' = \alpha t$. In this approach to equilibrium, the temperature now decreases (resp. increases) under compression (resp. expansion) which reflects the fact that in this evolution the change of energy is mainly due to heat transfer: the piston conducts heat. In this case, the change in entropy between the initial and final state is:

$$\Delta S^- = \bar{N} k_B 1.95 \quad (150)$$

$$\Delta S^+ = -\bar{N} k_B 0.81 \quad (151)$$

which shows again that the piston is not an adiabatic wall for finite M , but the second law of thermodynamics is satisfied: $\Delta S > 0$.

VII. CONCLUSION

As mentioned in the introduction, we have shown that in the thermodynamic limit for the piston ($A \rightarrow \infty$ but N^\pm/A and M/A finite, L fixed) the evolution of the piston is deterministic, i.e. the distribution function writes $\Psi(X, V; t) = \delta(X - X_t)\delta(V - V_t)$ where $X(t)$ is the solution of a system of autonomous equations coupled to the one-particle distributions for the gases. Moreover it was also established that in this limit there is no correlation between the motion of the piston and the motion of the particles. Furthermore the evolution is strictly adiabatic (for $M = \infty$) in the sense that the changes in energy are entirely due to work, no heat transfer is involved and the entropy of both gases are strictly increasing. If the length of the cylinder is infinite (and $M = \infty$), the piston evolves towards a stationary equilibrium state with velocity \bar{V} proportional to $(p^+ - p^-)$. Therefore, in the thermodynamic limit which is a state of mechanical equilibrium, $\bar{V} = 0$ if $p^+ = p^-$.

If the length of the cylinder is finite, we have introduced an homogeneity assumption to express the density of particles and the temperature at the surfaces of the piston by their average values in the left and right compartments. With this assumption, we were able to analyze the evolution and the final state. The numerical simulations as well as the analytical expressions, have shown that for finite L the motion is characterized by damped oscillations. It is weakly damped if N/M is small and strongly damped if N/M is large. Moreover the numerical values obtained in the simulations confirm all the conclusions derived from the homogeneity assumption, except for the damping oscillations which appears a lot smaller than predicted. We are thus led to the conjecture that there are two different mechanisms responsible for friction. One mechanism correctly described by the discussion of Section 4 is associated with the motion of the piston in the absence of recollision ($L = \infty$) and is responsible for the stationary state in the infinite cylinder. Another mechanism which is responsible for the damping of oscillations appears to be associated with sound waves, i.e. homogeneities in the gases, traveling back and forth between the piston and boundaries. Finally we have observed that over a time interval of order M the evolution is independent of N/M , as soon as N/M is large enough. Since the case discussed in [14] corresponds to N/M infinite, our analysis yields the answer to the first problem mentioned in the concluding remarks of [14]. It remains however to give a proof of the result without introducing the homogeneity assumption.

Numerical simulations have shown the key difference between the infinite-mass and the finite-mass problems. For the finite-mass case, we have the following picture, whose complete analysis will be presented in a following paper [16]. In a first stage the motion is adiabatic and corresponds to the motion described by the thermodynamic limit. In the second stage the motion of the piston becomes stochastic; thus one has to introduce a temperature and an entropy for the piston. The fluctuations in the piston motion induces then a heat transfer which is larger than the work. In this second stage the piston is no longer adiabatic, but the time involved to reach thermal equilibrium is of order M .

Acknowledgements: The authors are grateful to J.L. Lebowitz, J. Piasecki and Ya. Sinai for stimulating informations about their own work on a similar model. Ch. Gruber is grateful to J.L. Lebowitz for his suggestion to study the thermodynamic limit. He would like to thank J.R. Dorfmann for his friendly invitation where this work was started and the many discussions on Liouville equations with movable boundary conditions. He is also grateful to Ya. Sinai for his numerous e-mails on the problem, his warm hospitality in Princeton, and his constructive criticisms, together with J.L. Lebowitz, concerning the Boltzmann approach previously considered. A. Lesne greatly acknowledges the hospitality at the Institute of Theoretical Physics of the Ecole Polytechnique Fédérale de Lausanne where a part of this research has been performed.

-
- [1] H.B. Callen, *Thermodynamics*, John Wiley and Sons, New York (1963), Appendix C. See also H.B. Callen, *Thermodynamics and Thermostatistics*, John Wiley and Sons, 2nd edition, New York (1985), pp. 51 and 53.
 - [2] Ch. Gruber, *Thermodynamics of systems with internal adiabatic constraints: time evolution of the adiabatic piston*, Eur. J. Phys. **20** (1999), 259-266.
 - [3] C. Garrod, M. Rosinia, *Three interesting problems in statistical mechanics*, Am. J. Phys. **67** (1999), 1140-1244.
 - [4] Ch. Gruber, J. Piasecki, *Stationary motion of the adiabatic piston*, Physica A **268** (1999), 258-265.
 - [5] S. Pache, *Propriétés hors-équilibre d'une paroi adiabatique*, Diploma work EPFL (2000), unpublished.
 - [6] Ch. Gruber, L. Frachebourg, *On the adiabatic properties of a stochastic adiabatic wall: evolution, stationary non-equilibrium and equilibrium states*, Physica A **272** (1999), 392-428.
 - [7] Ya. G. Sinai, *Dynamics of a heavy particle surrounded by a finite number of light particles*, Theor. and Math. Phys. **121** (1999), 1351-1357.
 - [8] E. Kestemont, C. Van den Broeck, M. Malek Mansour, *The "adiabatic" piston: and yet it moves*, Eur. J. Phys. **49** (2000), 143-149.
 - [9] J.L. Lebowitz, *Stationary non-equilibrium Gibbsian ensembles*, Phys. Rev. **114** (1959), 1192.
 - [10] J. Piasecki, Ch. Gruber, *From the adiabatic piston to macroscopic motion induced by fluctuations*, Physica A **265** (1999), 463-472.
 - [11] J. Piasecki, Ya. G. Sinai, *A model of non-equilibrium statistical mechanics*, Proceedings from NASI Dynamics: Models and

- kinetic methods for non-equilibrium many-body systems, Leiden 1998, Kluwer (2000).
- [12] J. Piasecki, *Drift velocity induced by collisions*, (preprint 2001).
 - [13] V. Balakrishnan, I. Bena, C. van der Broeck, *Diffusion and velocity correlation function in a one-dimensional system*, (preprint 2001).
 - [14] J.L. Lebowitz, J. Piasecki and Ya. Sinai, in *Hard ball systems and the Lorentz gas*, D. Szász ed., Encyclopedia of Mathematical Sciences Series, vol. **101**, Springer-Verlag, Berlin (2000), pp. 217-227.
 - [15] J.L. Lebowitz, private communication.
 - [16] Ch. Gruber, S. Pache and A. Lesne, *Finite-size effects in the motion of a massive piston in an ideal gas: fluctuations and relaxation towards equilibrium*, to appear.

VIII. CAPTIONS

Figure 1: Thermodynamic limit position of the piston in function of time for $R = \bar{N}/M = 4$ and a) $M = 10\,000$, b) $M = 25\,000$, c) $M = 50\,000$, d) $M = 100\,000$. Mechanical equilibrium, $X_{th} = 30\,10^4$

Figure 2: From weak to strong damping. Position of the piston in function of time. a) $R = 0.1$ and $M = 100\,000$, b) $R = 0.2$ and $M = 100\,000$, c) $R = 4$ and $M = 100\,000$, d) $R = 10$ and $M = 30\,000$.

Figure 3: Strong damping. Position of the piston in function of time.

a) $R = 50$ and $M = 6000$, b) $R = 50$ and $M = 10\,000$, c) $R = 100$ and $M = 4000$, d) $R = 100$ and $M = 6000$.

Figure 4: Adiabatic evolution: approach to mechanical equilibrium for $R = 10$ and $M = 30\,000$. (a) Position. (b) Pressure. (c) Temperature.

Figure 5: Stochastic evolution of the piston for finite M ; $M = 100, 500, 1000, 2000, 4000, 6000, 10\,000$.

Figure 6: Approach to thermal equilibrium for $R = 10$ and $M = 100$. (a) Position. (b) Pressure. (c) Temperature.

Table 1: Results for different simulations with M sufficiently large to describe the thermodynamic limit.

R	First X	minimum t	period of oscillation (simulation)	period of oscillation (predicted)	period of oscillation at $t = 30 \cdot 10^5$ (simulation)
0.1	6.6×10^4	3.7×10^5	7.34×10^5	7.34×10^5	7.34×10^5
0.2	6.85	2.7	5.4	5.29	5.4
1	7.1	1.45	2.94	2.85	2.94
2	7.2	1.20	2.6	3.05	
4	7.4	1.0			2.2
5	7.4	0.95			2.1
10	7.5	0.95			2.0
50	7.6	0.9			
100	7.6	0.9			
200	7.6	0.9			
300	7.6	0.9			

Table 1

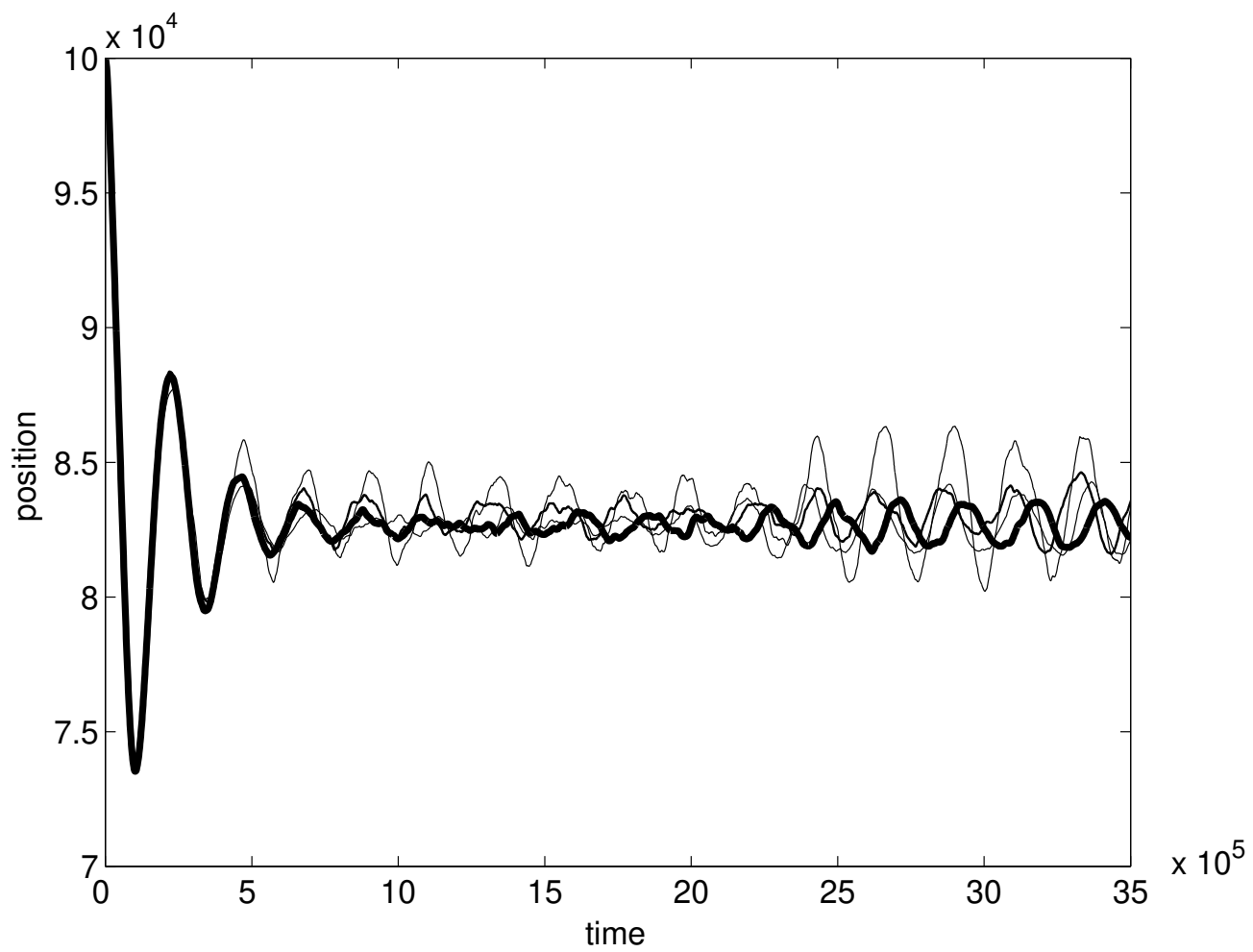


Figure 1

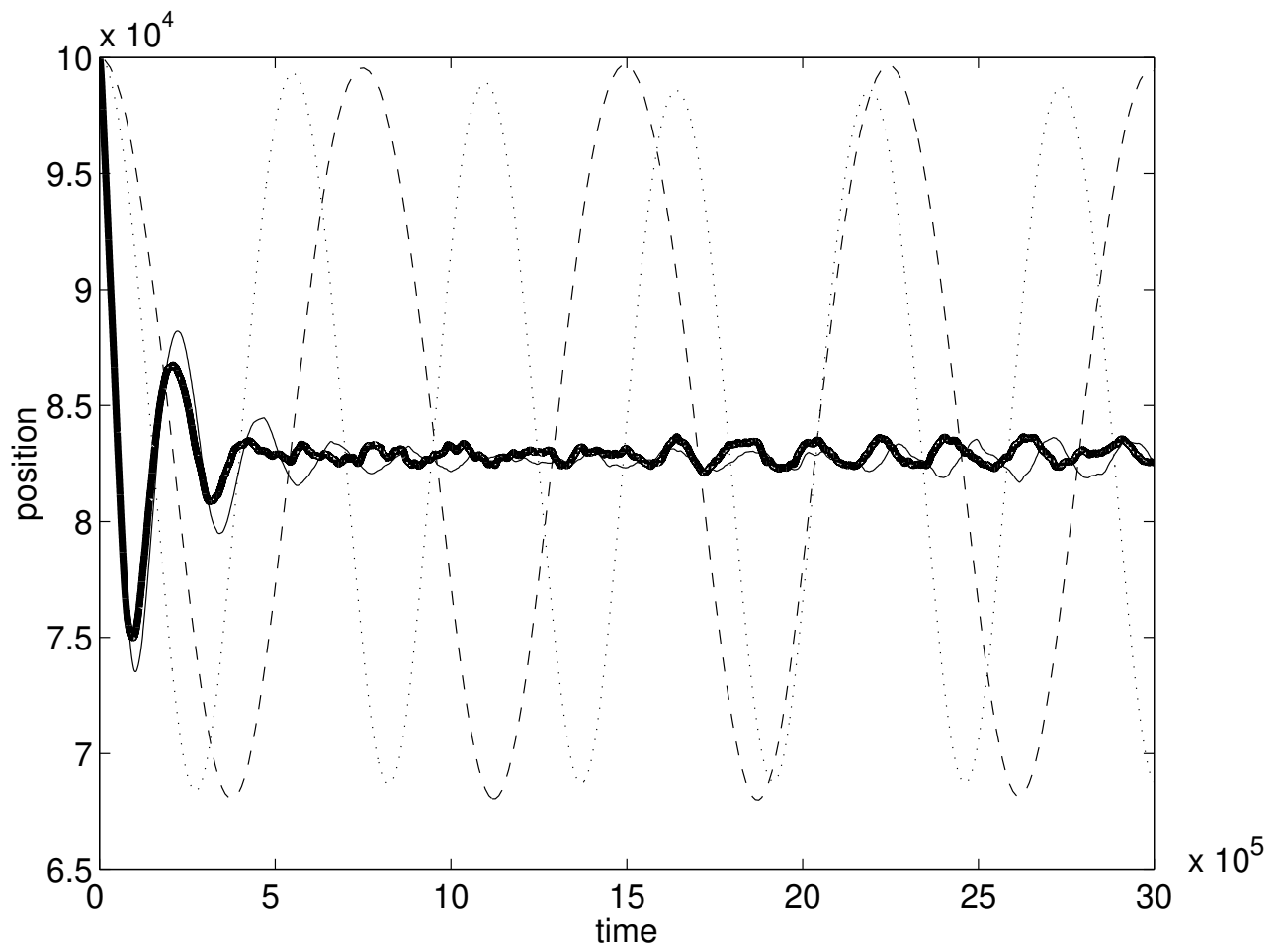


Figure 2

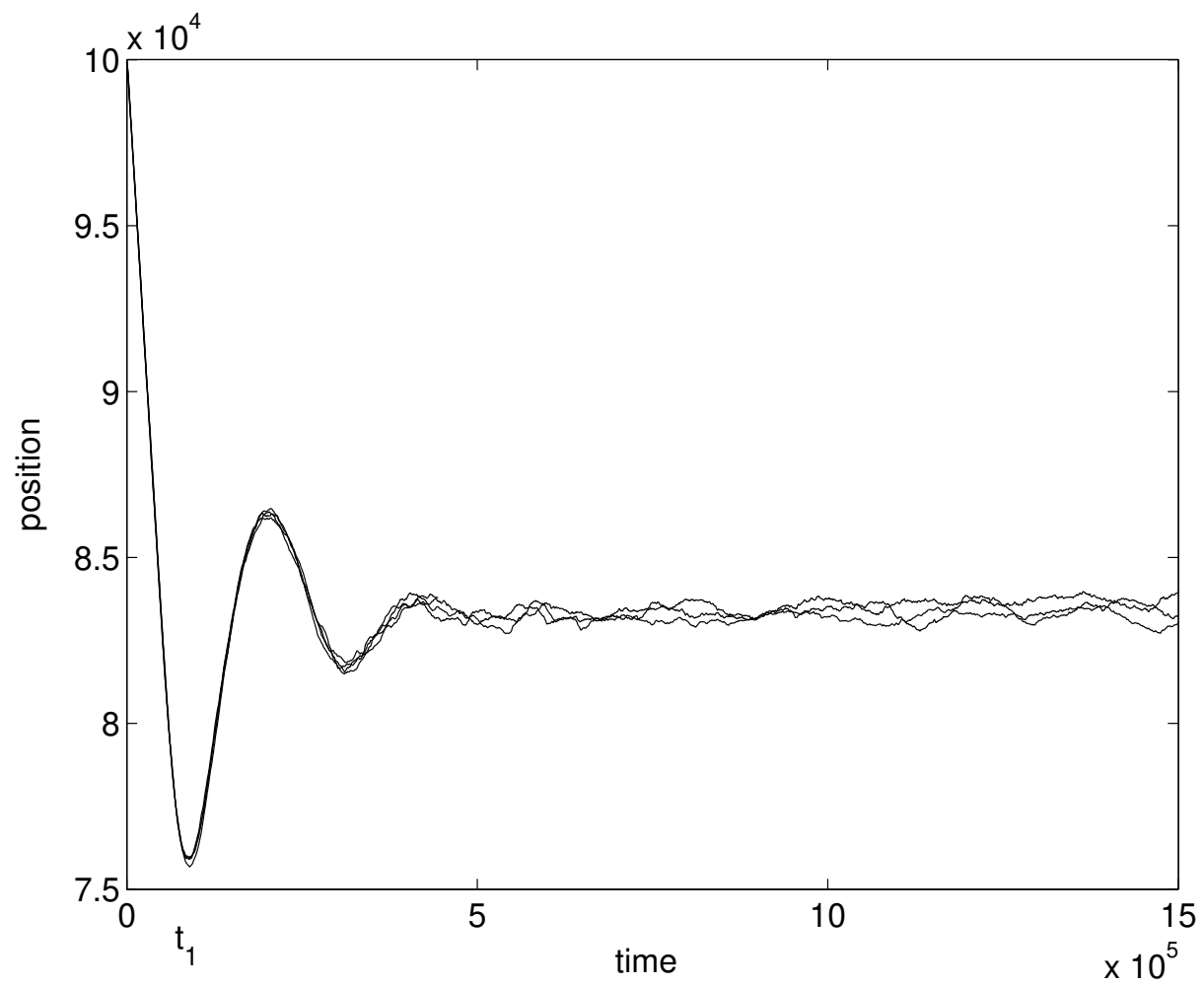


Figure 3

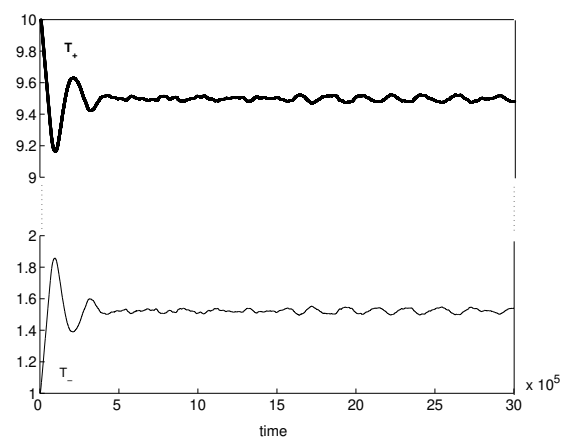
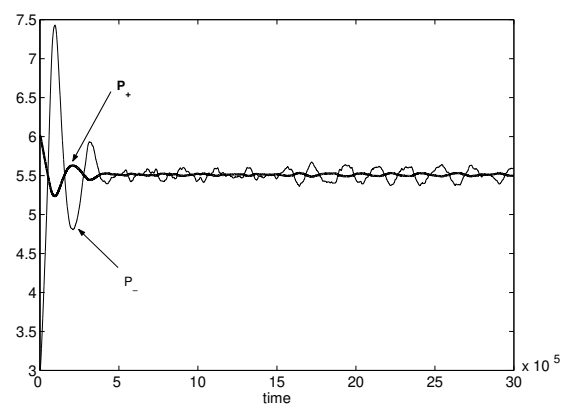
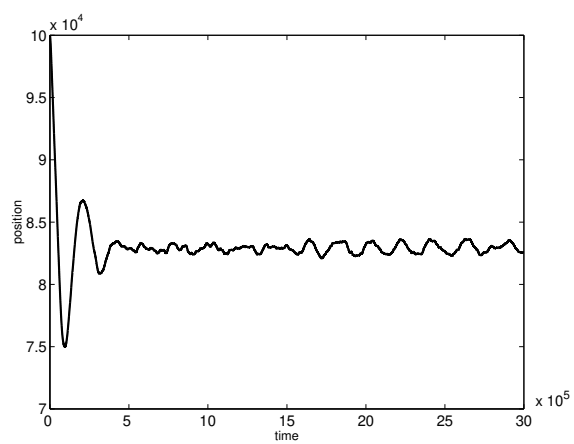


Figure 4

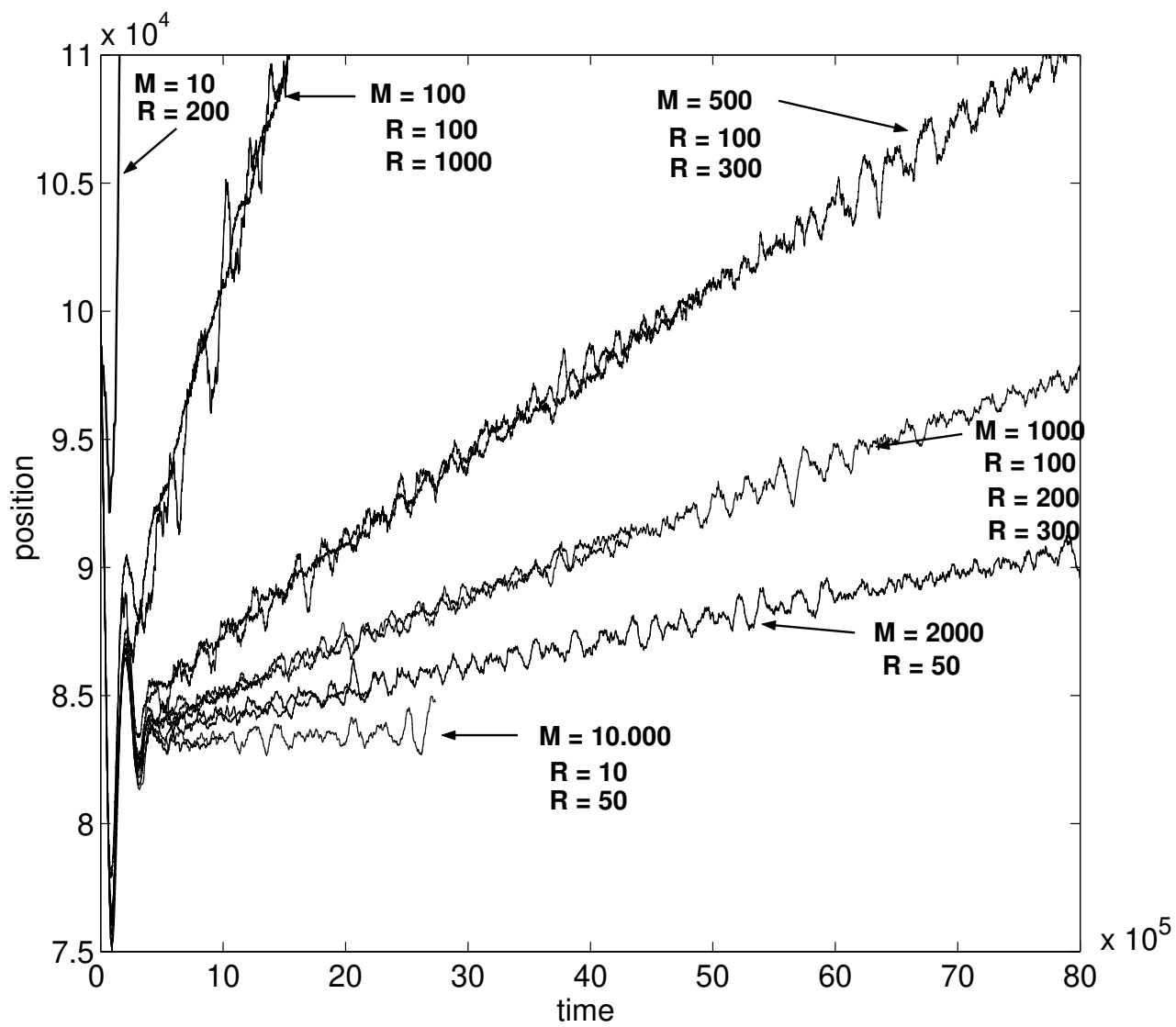


Figure 5

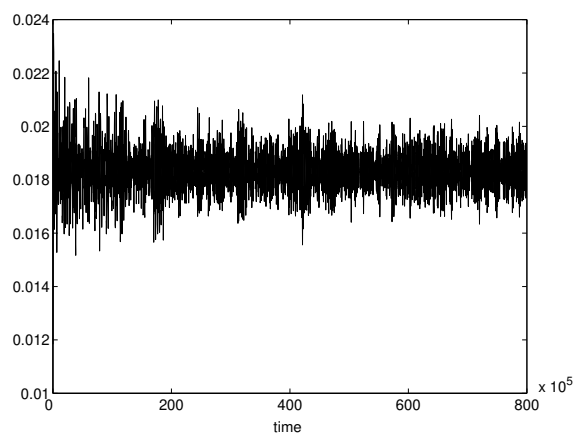
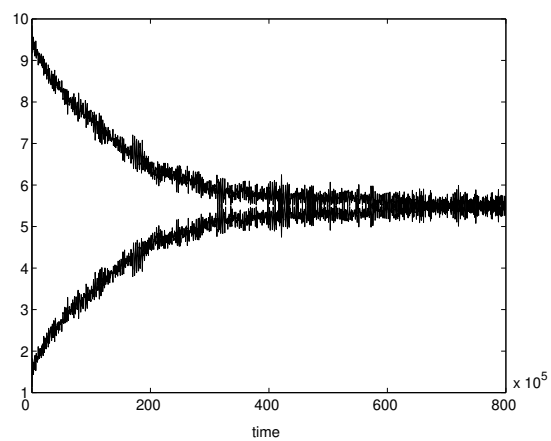
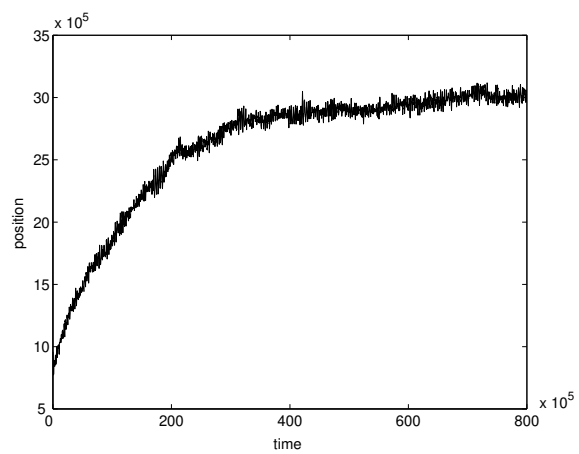


Figure 6

