

# Coherent transport in a two-electron quantum dot molecule

C. E. Creffield and G. Platero

*Instituto de Ciencia de Materiales (CSIC), Cantoblanco, E-28049, Madrid, Spain*

(May 20, 2019)

We investigate the dynamics of two interacting electrons confined to a pair of coherently coupled quantum dots when driven by an external AC field. By numerically integrating the two-electron Schrödinger equation in time, we find that for certain values of the strength and frequency of the AC field we can cause the electrons to be localised within just one of the dots, in spite of the Coulomb repulsion. Reducing the system to an effective two-site model of Hubbard type and applying Floquet theory leads to a detailed understanding of this effect. This demonstrates the possibility of using appropriate AC fields to manipulate entangled states in mesoscopic devices on extremely short timescales, which is an essential component of practical schemes for quantum information processing.

A quantum dot consists of a man-made structure in which electrons are confined to small length scales, comparable to their Fermi wavelength. A set of electrons held in such a structure is conceptually similar to a set of atomic electrons bound to a nucleus, and for this reason quantum dots are sometimes termed “artificial atoms” [1]. Unlike real atoms the physical properties of quantum dots can be easily varied, which gives theorists and experimentalists the opportunity to study quantum effects in a well-controlled system. In recent years a vast body of knowledge has been amassed on the properties of isolated quantum dots. Transport investigations have also proved extremely fruitful, revealing the existence of atom-like behaviour such as Hund’s rules for shell fillings in small circular dots [2], and the Kondo effect [3].

To extend the artificial atom analogy further, we can consider joining quantum dots together to form “artificial molecules”. The simplest example consists of two coupled dots containing a single electron. The dynamical properties of this system when driven by an AC field have been extensively studied [4], and the technique of Floquet analysis [5] has proved to be particularly effective. The pioneering work in Ref. [6] first noted the dramatic effects on the tunneling rate arising from crossings and anti-crossings of the Floquet quasi-energies, and the term *dynamical localisation* was coined to describe the phenomenon in which the AC field appears to trap the electron within just one dot over long time scales. Subsequent analytic and numerical work [7], [8] showed that for high frequencies this localisation occurs when the ratio of the field strength to the frequency is a root of the Bessel function  $J_0$ . Ref. [9] later showed that as well as maintaining a localised state, a suitable AC field was able to create such a state from an initially delocalised one.

Adding a second electron to the coupled dot system, however, introduces considerable complications, as for realistic devices the Coulomb interaction between the electrons cannot be neglected, and a single-particle analysis is not applicable. Achieving an understanding of the dynamics of this system is, however, extremely desirable, as

the ability to rapidly control the localisation of electrons using AC fields immediately suggests possible applications to quantum metrology and quantum information processing. In particular, manipulating a pair of entangled electrons on short timescales is of great importance in the rapidly developing field of quantum computation. Although numerical investigations have been made of the rich behaviour displayed by interacting electron systems driven by an AC field [10], including a novel proposal for a coherent turnstile device [11], there is, at present, little theoretical understanding of the observed effects beyond phenomenology.

We address this problem in this Letter by applying the Floquet formalism to a system of *interacting* particles, and succeed in obtaining a theoretical framework to understand and describe such systems. We first consider a realistic model of two interacting electrons confined to a pair of coherently coupled quantum dots, and study its response to AC fields by a numerical method in which the Coulomb interaction is treated exactly. We find the surprising result that even in the presence of a strong inter-electron repulsion, suitable AC fields are able to cause both electrons to be localised within the same dot. This property is also demonstrated in a two-site model obtained as a simplified form of the quantum dot system. As in the case of the single-particle model, we find Floquet theory to be an extremely powerful tool to treat this model’s dynamics, and it allows us to generalise the single-particle solution [4], [7] for an interacting system. This solution allows us to easily and accurately identify the parameters of the AC field for which localisation occurs.

We study a quasi-1D structure, in which the linear dimensions of the quantum dots in the  $(x, y)$  plane are much smaller than their length. The energies associated with transverse excitations are thus much higher than for longitudinal motion, and can be neglected. The dots are separated by a potential barrier which regulates the degree of tunneling between the dots. We consider the dots to be strongly coupled, and hence the electrons

form extended states (“molecular orbitals”) over the entire double-dot system. Such states have been explicitly seen in transport experiments on quantum double-dots [12], [13]. Within the effective mass approximation, the Hamiltonian for the dot system is given by:

$$H = -\frac{\hbar^2}{2m^*} \left( \frac{\partial^2}{\partial z_1^2} + \frac{\partial^2}{\partial z_2^2} \right) + V(z_1) + V(z_2) + \frac{e^2}{4\pi\epsilon} V_C(|z_1 - z_2|) - eE(t)(z_1 + z_2) \quad (1)$$

where  $z_1, z_2$  are the spatial coordinates of the two electrons,  $m^*$  is the effective mass and  $\epsilon$  is the effective permittivity. GaAs material parameters are used, with  $m^* = 0.067m_e$  and  $\epsilon = 10.9\epsilon_0$ .  $E(t)$  is the external AC field,  $E(t) = E \cos(\omega t)$ . To simplify the numerical treatment, the system was placed within an infinite square well of length  $L$  to prevent the electronic wave-function from leaking out of the dot structure. So that these infinite barriers did not unduly influence the properties of the quantum dots, thick buffer zones were included between these barriers and the walls of the quantum dots so that the electronic wavefunction effectively decays to zero before reaching the barriers. The confining potential,  $V(z)$ , is plotted in Fig.1. In an experimental device these infinite barriers would be replaced by contacts connecting the device to external leads. The Coulomb potential,  $V_C(r)$ , was taken to have the form [14]:

$$V_C(r) = \frac{1}{\sqrt{r^2 + \lambda^2}}. \quad (2)$$

In this expression  $\lambda$  is a measure of the transverse width of the structure (which is taken to be 1 nm in this investigation). This form for  $V_C$  reproduces the normal  $1/r$  fall-off of the Coulomb potential, but is non-singular in the limit  $r \rightarrow 0$ .

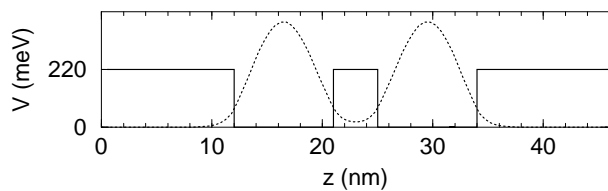


FIG. 1. Geometry of the double-dot system. The central barrier is 4 nm thick, the dots are 9 nm thick. The dotted line plots the charge density of the ground state wavefunction.

To study the time evolution of the system we choose to use the eigenstates of the static Hamiltonian,  $H_0$ , as our basis, as expanding in these states is a well-controlled procedure, and also ensures that correlation effects arising from the Coulomb interaction are automatically encoded within each basis function. We note that as Eq.1 contains no spin-flip terms, there is no mixing between the singlet and triplet sub-spaces. In particular, if the initial state has a definite parity this symmetry is retained throughout its time evolution, and consequently

only basis functions of the same symmetry as the initial state need to be included in the expansion. To obtain the eigensystem of either the singlet or triplet sub-spaces, we employed the Lanczos technique described in Ref. [15], which is particularly efficient for systems in which the interaction is diagonal in real-space.

In this investigation the initial state used was the ground state of  $H_0$  (a singlet). In the absence of the external electric field this would have a trivial time evolution, simply acquiring a phase. Applying the field, however, causes the initial state to evolve into a superposition of eigenstates:  $|\psi(t)\rangle = \sum c_n(t) |E_n\rangle$ . Substituting this expansion into the time-dependent Schrödinger equation yields a first order differential equation for the expansion coefficients  $c_n$ :

$$i\hbar \frac{dc_n}{dt} = c_n(t)E_n - eE(t) \sum_{m=1}^M F_{nm}c_m(t), \quad (3)$$

where  $E_n$  is the  $n$ -th eigenvalue of  $H_0$ , and  $F_{mn}$  are the overlap integrals of the dipole operator,  $F_{mn} = \langle E_m | (z_1 + z_2) | E_n \rangle$ . A fourth order Runge-Kutta method was used to time-evolve the expansion coefficients using Eq.3. The number of basis states used in the expansion,  $M$ , required for convergence depended on the strength of the electric field, and values of  $M = 50$  were required for the strongest field considered.

A similar model was studied recently in Ref. [10] for a larger system size of  $L = 100$  nm. An important advantage of considering a smaller system, however, is that the spacing between energy states is larger and thus a smaller number of states participates in the dynamics, rendering the results easier to interpret. Following Ref. [10] we define a conditional probability function, which gives an extremely useful description of the state of the system. The probability that one particle is in the left dot while the other is in the right is given by  $P^{RL}(t)$ :

$$P^{RL}(t) = 2 \int_R dz_1 \int_L dz_2 |\psi(z_1, z_2)|^2. \quad (4)$$

where the notation  $L / R$  signifies that the integration is taken over the left/right quantum dot.  $P^{RL}$  takes a value of one for maximally delocalised states when one electron is in the left dot while the other is in the right, and is zero for localised states when both electrons occupy the same dot. The initial state plotted in Fig.1 is clearly highly delocalised, and has the value  $P^{RL} = 0.849$ . Our investigation consists of evolving this state through a time period of 18 ps, and measuring  $P^{RL}(t)$  during this interval. We term the minimum value of  $P^{RL}$  attained during this period  $P_{\min}$ , and use this to quantify the degree to which the AC field brings about localisation.

In Fig.2a we present a contour plot of  $P_{\min}$  as a function of the parameters of the AC field. Dark areas correspond to low values of  $P_{\min}$ , indicating a high probability

that both electrons are occupying the same dot. Surprisingly this can occur even at weak field strengths, despite the presence of the Coulomb interaction which opposes this localisation. We also note that the dark areas form horizontal bands, indicating that for various “resonant” values of  $\omega$ , localisation can be produced over a wide range of fields. The spacing of the bands decreases with  $\omega$ , and for values of  $\hbar\omega < 2.8$  meV the structure is too fine to be resolved. In between these bands strong localisation is not produced. These results are qualitatively similar to those of Ref. [10]. Additionally we can observe that these bands are punctuated by narrow regions in which the field does not create localisation. Their form can be seen more clearly in the cross-section of  $P_{\min}$  given in Fig.3a, which reveals them to be narrow peaks. These peaks appear to be approximately equally spaced along each resonance, the spacing increasing with  $\omega$ .

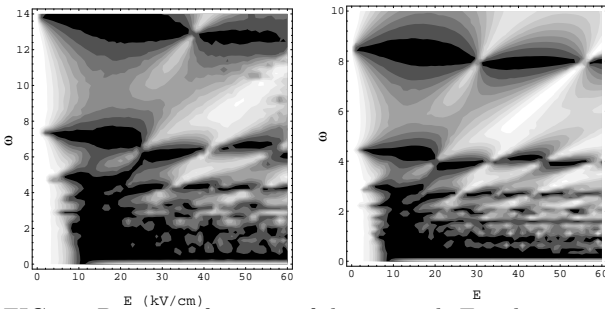


FIG. 2.  $P_{\min}$  as a function of the strength  $E$  and energy  $\hbar\omega$  of the AC field: (a) for the interacting quantum dot system ( $\hbar\omega$  in units of meV) (b) for the Hubbard model with  $U = 8$  (both axes in units of  $\tilde{t}$ ).

We emphasise that these results are radically different to those obtained for non-interacting particles. In this case an analogous plot of delocalisation shows a fan-like structure [8], [16], in which localisation occurs along lines given by  $\omega = E/x_j$ , where  $x_j$  is the  $j$ -th root of the Bessel function  $J_0(x)$ . As a test of our method, we repeated our investigation for a quantum dot system in which the inter-electron Coulomb repulsion was set to zero, and found that the fan structure was indeed reproduced as expected.

To account for these results it is therefore necessary to go beyond the non-interacting case. To achieve this, let us consider a simplified model in which each quantum dot is replaced by a single site. We permit electrons to tunnel between the sites, and importantly, we include the effect of interactions with a Hubbard  $U$ -term:

$$H = -\tilde{t} \sum_{\sigma} \left( c_{1\sigma}^{\dagger} c_{2\sigma} + \text{h.c.} \right) + \sum_{i=1}^2 (U n_{i\uparrow} n_{i\downarrow} + E_i(t) n_i). \quad (5)$$

Here  $\tilde{t}$  is the hopping parameter. In this analysis we set  $\hbar = 1$  and measure all energies in units of  $\tilde{t}$ .  $E_i(t)$  is the external electric potential applied to site  $i$ . Clearly only

the potential difference,  $E_1 - E_2$ , is of importance, so we may choose the convenient parameterisation:

$$E_1(t) = \frac{E}{2} \cos \omega t, \quad E_2(t) = -\frac{E}{2} \cos \omega t. \quad (6)$$

A numerical investigation of a similar model was made recently in Ref. [17], but only for the case of very weak electric fields. The Hilbert space of this system is six-dimensional, comprising three singlet states and one triplet. As with the double-dot system, the singlet and triplet sub-spaces are decoupled, allowing us to study just the singlet space. In the absence of the AC field the eigenvalues of the singlet Hamiltonian can be found analytically, and for large  $U$ , they consist of two almost degenerate excited states separated from the ground state by the Hubbard gap  $U$ . This mimics the eigenvalue structure of the lowest multiplet of states of the double-dot system. We time-evolve the system following the same procedure as before, using the ground state as the initial state. As the singlet Hamiltonian is only three-dimensional, however, the computations can be done correspondingly more rapidly. In Fig.2b we show the results for  $P_{\min}$  obtained by setting  $U = 8$ , which clearly shows that this simplified model behaves in a strikingly similar way to the full system of Eq.1.

As the driving field (6) is a periodic function of time, we can make use of Floquet analysis to describe the time evolution of the system in terms of its Floquet states and quasi-energies [5]. The Hamiltonian (5) is invariant under the combined parity operation  $x \rightarrow -x$ ;  $t \rightarrow t + T/2$ , and so the Floquet states can also be classified into these parity classes. Close approaches of the Floquet quasi-energies as the system parameters are varied are well-known to produce large modifications of the tunneling rate, and hence of the system’s dynamics. Quasi-energies of different parity classes may cross, but if they are of the same class they form an anti-crossing. Numerically these quantities can be conveniently obtained by diagonalising the time evolution operator for one period of the driving field,  $U(t+T, t)$ . This is particularly suited to the numerical approach we have used, as  $U(t+T, t)$  is simply the operator obtained by time-evolving the identity matrix  $I_3$  over one period of the driving field.

We present in Fig.3a the Floquet quasi-energies as a function of the field strength for  $\omega = 2$ , one of the resonant frequencies visible in Fig.2b. Below the spectrum we also plot the behaviour of  $P_{\min}$ . Two distinct regimes can clearly be seen. For weak fields,  $E < U$ , the Floquet spectrum consists of one isolated state (which evolves from the ground state) and two states which make a set of exact crossings. In this regime  $P_{\min}$  decays slowly to zero, showing little structure. As the field strength exceeds  $U$ , however, this behaviour abruptly changes, and  $P_{\min}$  remains close to zero except at a series of narrow peaks which correspond to the close approaches of two of the quasi-energies. A detailed examination of

these approaches (see Fig.3b) reveals them to be *anti-crossings* between the Floquet states which evolved from the ground state and the higher excited state, which share the same parity. The remaining state, of opposite parity, makes small oscillations around zero, but its exact crossings with the other two states do not correlate to any structure in  $P_{\min}$ .

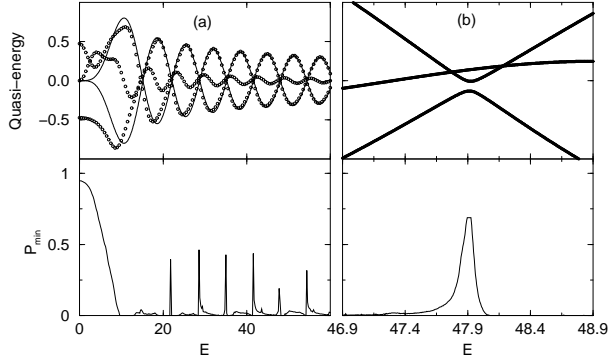


FIG. 3. (a) Quasi-energy spectrum for the two-site model for  $U = 8$  and  $\omega = 2$ , circles = exact results, lines = perturbation theory, (b) magnified view of exact results for a single anti-crossing. Beneath are the corresponding plots of  $P_{\min}$ .

To interpret this behaviour we obtain expressions for the quasi-energies via perturbation theory [7]. The quasi-energies are defined as the eigenvalues of the Floquet equation:

$$\left( H - i\hbar \frac{\partial}{\partial t} \right) |\phi_j(t)\rangle = \epsilon_j |\phi_j(t)\rangle, \quad (7)$$

where  $H$  is the full Hamiltonian (5),  $\epsilon_j$  are the quasi-energies, and  $|\phi_j(t)\rangle$  are the Floquet states. We first find the eigenstates of the operator  $(H_I - i\hbar \frac{\partial}{\partial t})$ , where  $H_I$  is the second term in Eq.5 containing *all* the interaction terms, and then treat the tunneling component of  $H$  as a perturbation to these states. To first order we find that the three quasi-energies are given by 0 and  $\pm 2J_n(E/\omega)$ , where  $n = \text{int}(U/\omega)$ . Clearly this result reduces to the solution for non-interacting particles when  $U = 0$ . The resonances seen in Fig.2 occur at values of  $\omega$  such that  $n\omega = U$ , for which the first order perturbation theory works very well. Away from these resonances, however, higher order corrections must be included. Fig.3a demonstrates the excellent agreement between the first order results (with  $n = 4$ ) and the exact quasi-energies for strong and moderate fields, which allows the position of the peaks in  $P_{\min}$  to be predicted accurately by locating the roots of  $J_n$ . For weak fields, however, the perturbation theory breaks down, which corresponds to the regime in which  $P_{\min}$  decays smoothly to zero.

In summary we have investigated the dynamics of an interacting two-electron system driven by an AC field. We find that the Coulomb interaction substantially alters the behaviour of the system from the non-interacting

case, but nonetheless a suitable AC field can still produce highly localised states. This localisation occurs over a range of field strengths at frequencies for which an integer number of quanta is equal to the interaction energy. We further find, and explain using perturbation theory, that this localisation vanishes at the roots of  $J_n(E/\omega)$ , where  $n$  is the number of quanta. The methods used here are of quite general applicability to model AC driven mesoscopic structures, and give the exciting prospect of controlling and manipulating correlated quantum states on picosecond timescales.

CEC thanks Sigmund Kohler for numerous stimulating discussions. This research was supported by the EU via contract FMRX-CT98-0180, and by the DGES (Spain) through grant PB96-0875.

- 
- [1] M.A. Kastner, Phys. Today **46**, 24 (1993); R.C. Ashoori, Nature **379**, 413 (1996).
  - [2] S. Tarucha, D.G. Austing, T. Honda, R.J. van der Hage, and L.P. Kouwenhoven, Phys. Rev. Lett. **77**, 3613 (1996).
  - [3] T.K. Ng and P.A. Lee, Phys. Rev. Lett. **61**, 1768 (1988); L.I. Glazman and M.E. Raikh, JETP Lett. **47**, 452 (1988).
  - [4] J.H. Shirley, Phys. Rev. **138**, B979 (1965).
  - [5] Space does not permit us to give a detailed explanation of the Floquet approach. Instead we refer the reader to the recent review article, M. Grifoni and P. Hänggi, Phys. Rep. **304**, 219 (1998), for an in-depth exposition, and references within.
  - [6] F. Grossmann, T. Dittrich, P. Jung, and P. Hänggi, Phys. Rev. Lett. **67** 516 (1991).
  - [7] M. Holthaus, Z. Phys. B **59**, 251 (1992).
  - [8] F. Grossmann and P. Hänggi, Europhys. Lett. **18**, 571 (1992).
  - [9] R. Bavli and H. Metiu, Phys. Rev. Lett. **69**, 1986 (1992); R. Bavli and H. Metiu, Phys. Rev. A **47**, 3299 (1993).
  - [10] P.I. Tamborenea and H. Metiu, Europhys. Lett. **53**, 776, (2001).
  - [11] P.I. Tamborenea and H. Metiu, Phys. Rev. Lett. **83**, 3912 (1999).
  - [12] R.H. Blick, D. Pfannkuche, R.J. Haug, K. von Klitzing and K. Eberl, Phys. Rev. Lett. **80**, 4032 (1998).
  - [13] T.H. Oosterkamp, T. Fujisawa, W.G. van der Wiel, K. Ishibashi, R.V. Hijman, S. Tarucha and L.P. Kouwenhoven, Nature (London) **395**, 873 (1998).
  - [14] W. Häusler and B. Kramer, Phys. Rev. B **47**, 16353, (1993).
  - [15] C.E. Creffield, W. Häusler, J.H. Jefferson and S. Sarkar, Phys. Rev. B **59**, 10719 (1999).
  - [16] H. Wang and X.-G. Zhao, J. Phys. Cond. Matt. **7**, L89 (1995).
  - [17] P. Zhang and X.-G. Zhao, Phys. Lett. A **271**, 419 (2000).