

Temporal dispersion

Jean Pierre Boon* and Patrick Grosfi†
Center for Nonlinear Phenomena and Complex Systems
Université Libre de Bruxelles, 1050 - Bruxelles, Belgium
 (Dated: December 2, 2024)

A *propagation-dispersion equation* is derived for the distribution function of a particle moving on a substrate with time-delays. The equation is obtained as the continuous limit of an exact microscopic finite difference equation describing the motion of a point particle on a D-dimensional ($D = 1, 2$) lattice whose sites are occupied by scatterers. The propagation-dispersion equation should be contrasted with the convection-diffusion equation (or the classical Fokker-Planck equation) as it describes a dispersion process in *time* (instead of diffusion in space) with a drift expressed by a propagation speed with non-zero bounded values. The *temporal dispersion* coefficient is shown to exhibit a Green-Kubo form with integration over space instead of time. Physical systems where the propagation-dispersion equation applies are discussed.

PACS numbers: 05.10.Gg, 05.40.Fb, 05.50.+q, 45.05.+x

I. INTRODUCTION

Often to describe the microscopic mechanism of a diffusion process, one considers a test particle executing a random walk on some substrate, and one writes a mean-field equation in terms of the probabilities that the particle performs elementary displacements in given or arbitrary directions. The question one then asks is: where will the particle be after some given time (in the long-time limit)? The answer is given by the distribution function $g(r, t)$, the probability that, given the particle was initially at $r = 0$ at $t = 0$, it will be at position r at time t (for $t \rightarrow \infty$, that is for t large compared to the duration of an elementary displacement). $g(r, t)$ is obtained as the solution to the Fokker-Planck equation for diffusion, and one finds that, in the the long-time limit, $g(r, t)$ is Gaussianly distributed in space [1].

When there is an interactive process between the particle and the substrate in such a way that the particle motion is subjected to time-delays, the particle no longer executes a classical random walk, and one expects that its long-time dynamics will be different from that described by the usual diffusion equation. We obtain indeed a new equation for the long-time behavior of the distribution function $f(r, t)$ of a particle whose dynamics is governed by a distribution of time-delays. The main results in this paper are (i) the *propagation-dispersion equation*

$$\frac{\partial}{\partial r} f(r, t) + \frac{1}{c} \frac{\partial}{\partial t} f(r, t) = \frac{\gamma}{2} \frac{\partial^2}{\partial t^2} f(r, t),$$

where c is the propagation speed, and (ii) the expression for the *time dispersion coefficient*

$$\gamma = 2 \int_0^\infty dr \phi(r),$$

where $\phi(r)$ is a space-correlation function.

A characteristic example where the equation applies is particle dispersion in a granular medium as studied experimentally by Ippolito *et al.* [2], as we shall discuss below. On the other hand, there are prototypical abstract systems, such as the automaton known as Langton's ant [3] and other simple automata [4, 5], where particle-substrate interactions produce time-delays in the dynamics. These automaton systems offer the advantage of explicit microscopic dynamics which can be solved exactly. For instance Grosfi, Boon, Cohen, and Bunimovich [5] developed a one-dimensional automaton for which they provided a mathematical analysis also applicable to the two-dimensional triangular lattice. The one-dimensional case is particularly simple to describe. The automaton universe is the one-dimensional lattice where, at each time step, a particle moves from site to site, in the direction given by an indicator. One may think of the indicator as a 'spin' (\uparrow or \downarrow) defining the state of the site: when the particle arrives at a site with spin up, it moves to the next neighboring site in the direction of its incoming velocity vector, whereas its velocity

*Electronic address: jdboon@ulb.ac.be; URL: <http://poseidon.ulb.ac.be/>

†Electronic address: pgrosfi@ulb.ac.be

is reversed if the spin is down. But the particle modifies the state of the visited site ($\uparrow \longleftrightarrow \downarrow$) so that on its next visit, the particle is deflected in the direction opposite to the scattering direction of its former visit. Grosfils *et al.* derived the equations describing the microscopic dynamics of the particle on the one-dimensional lattice (and also on the triangular lattice) under the general condition that the spins at the initial time can be arbitrarily distributed. They proved that the particle will always go into a propagation phase, regardless of the initial distribution of spins; they also showed that the basic mechanism for propagation is a blocking process [5]. Then it was shown by Boon [6] that the propagation equations in [5] are particular cases of a general equation (also applicable to the square lattice) describing the *first visit* of the particle to a new site in the propagation phase. This equation will be our starting point in the present work.

II. FIRST VISIT EQUATION

We consider the displacement of a particle confined in a propagation channel. Sites at the edge of the channel form a one-dimensional lattice - *the propagation line* - and are labeled by integers $l = 0, 1, 2, \dots$. The distance, in lattice units, between neighboring sites on the propagation line is denoted by δr . We set the clock at $t_0 = 0$ when the particle is at site $l = 0$ where it enters the propagation channel. Its trajectory will intercept successively sites $l = 1, 2, 3, \dots$ for the first time at times $t_1, t_2, t_3 \dots$ respectively. The t_i 's are integer multiples of the automaton time step δt . While sites $0, 1, 2, 3, \dots$ are equally spaced, times $t_1, t_2, t_3 \dots$ are in general not equally distributed. Two parameters are used to characterize the trajectory of the particle in the channel. First, as the propagation line is not necessarily along one of the lattice axes, we define $m (\geq 1)$ as the minimum number of time steps required to travel from site l to the neighboring site $l + 1$, i.e. to perform a displacement δr along the propagation line. The second parameter, α , is the length of an 'elementary loop', i.e. the minimum number of displacements necessary to return to a site. Typical values of m and α are shown in Fig.1 for various channel geometries.

A given (arbitrary) spin configuration defines a set of first passage times t_1, t_2, \dots . Let t_r be the random variable which corresponds to the number of steps required for the particle to reach position $r = l_r \delta r$ for the first time. We define $f(r, t)$ as the probability of finding the particle at position r for the first time at time $t = t_r \delta t$; $f(r, t)$ obeys the *first visit equation*, i.e. the finite difference equation [6]

$$f(r, t) = \sum_{j=0}^n p_j f(r - \delta r, t - \tau_j), \quad (1)$$

with

$$\tau_j = (1 + \alpha j) m \delta t. \quad (2)$$

Here p_j is the probability that the particle propagates from r to $r + \delta r$ in $\tau_j / \delta t$ time steps, i.e. τ_j is the time between two successive first visits on the propagation line. The sum is over all possible time delays, weighted by the probability p_j (a polynomial function of q , the probability that a site be in the \uparrow state at the initial time); $\sum_{j=0}^n p_j = 1$ with n finite. Finiteness of n is a key condition for the existence of the blocking mechanism (described in [5]) responsible for propagation. Equation (1) expresses the probability that the particle be for the first time at position r at time t in terms of the probability that it was visiting site $r - \delta r$ at earlier time $t - \tau_j$, where $j = 0, 1, 2, \dots, n$. For instance, in the one-dimensional lattice (where $n = 1$, $\alpha = 2$, and $m = 1$; see Fig. 1), $j = 0$ corresponds to straightforward motion from site $r - \delta r$ to site r in one time step, and $j = 1$ corresponds to one step backwards followed by two forward steps. Now given a site l_r on the propagation line, propagation guarantees that the particle will infallibly reach that site sooner or later; the question then is: *when will the particle be at position r (for r large)?* Since the particle executes $t / \delta t$ displacements to cover the distance r , the answer will be given in terms of the time distribution of the probability $f(r, t)$ for large fixed value of r , i.e. for $l_r \gg 1$, and $t_r \gg 1$. This corresponds to taking the limit $\delta r, \delta t \rightarrow 0$ in equation (1); but δr and δt must go to zero in an appropriate ratio (i.e. in a physically consistent way) that we now establish.

The time delays depend on how the spins are arranged; so the time taken by the particle to perform the displacement from $r - \delta r$ to r depends on the spin configuration. The distribution function of time delays defines the average displacement time

$$\langle \tau_j \rangle = \sum_{j=0}^n (1 + \alpha j) p_j m \delta t = (1 + \alpha \langle j \rangle) m \delta t, \quad (3)$$

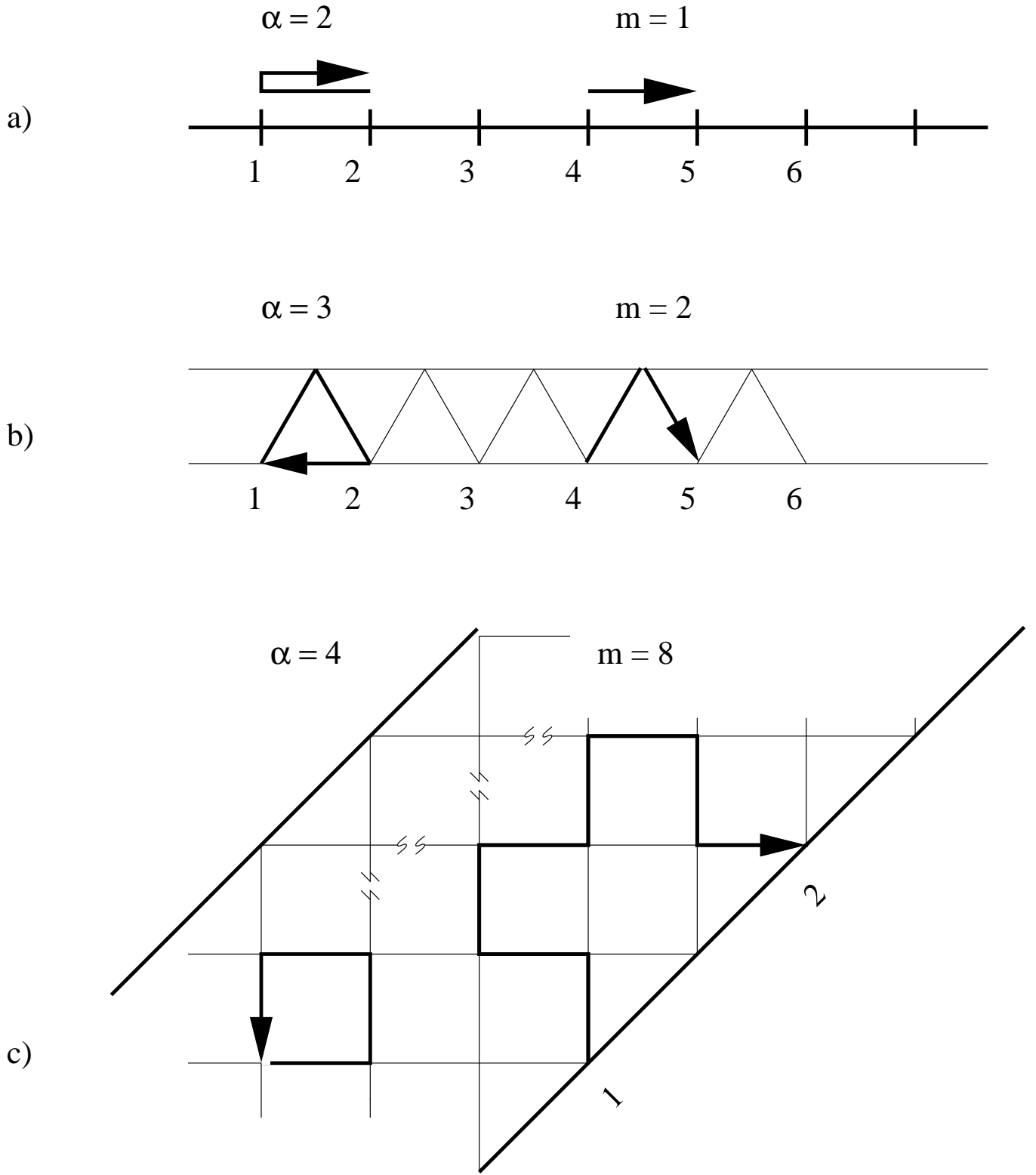


FIG. 1: Propagation channels in one- and two-dimensional lattices. Heavy lines with arrows show particle displacements in elementary loop ($\alpha = 2, 3, 4$) and minimal trajectory between two consecutive sites on the propagation line ($m = 1, 2, 8$). Propagation in the one-dimensional lattice (a) and in the triangular lattice (b) is discussed in [5]; (c) refers to Langton's ant (see [3] and [6]).

and the variance

$$\begin{aligned}
\langle \tau_j^2 \rangle - \langle \tau_j \rangle^2 &= \left\{ \sum_{j=0}^n (1 + \alpha j)^2 p_j - \left[\sum_{j=0}^n (1 + \alpha j) p_j \right]^2 \right\} m^2 (\delta t)^2 \\
&= \left\{ \sum_{j=0}^n j^2 p_j - \left[\sum_{j=0}^n j p_j \right]^2 \right\} \alpha^2 m^2 (\delta t)^2 \\
&= (\langle j^2 \rangle - \langle j \rangle^2) \alpha^2 m^2 (\delta t)^2 .
\end{aligned} \tag{4}$$

Whatever the p_j distribution, these quantities are finite by virtue of the blocking mechanism [5]. Higher order moments are defined in the same way; however since $\langle \tau_j^n \rangle \sim (\delta t)^n$ ($n > 2$), we shall see that they are negligible in the continuous limit.

The average time necessary to complete a finite number of displacements $r/\delta r$ and the corresponding variance are given respectively by

$$E[t_r] = (1 + \alpha \langle j \rangle) m r \frac{\delta t}{\delta r} , \tag{5}$$

$$\text{Var}[t_r] = (\langle j^2 \rangle - \langle j \rangle^2) (\alpha m \delta t)^2 \frac{r}{\delta r} . \tag{6}$$

For finite r , these are finite quantities; this property must be preserved in the continuous limit $\delta t \rightarrow 0$, $\delta r \rightarrow 0$ which implies that $\delta t/\delta r$ and $(\delta t)^2/\delta r$ are bounded. We define

$$\frac{1}{c} = \lim_{\delta t \rightarrow 0, \delta r \rightarrow 0} (1 + \alpha \langle j \rangle) m \frac{\delta t}{\delta r} , \tag{7}$$

and

$$\gamma = \lim_{\delta t \rightarrow 0, \delta r \rightarrow 0} (\langle j^2 \rangle - \langle j \rangle^2) (\alpha m)^2 \frac{(\delta t)^2}{\delta r} . \tag{8}$$

c is a finite constant ($\neq 0$) whose value depends (in general, but not always) on the spin orientation probability q [5], and γ is a constant (≥ 0) which takes the value zero when only one p_j is non-zero. The limit $\delta t, \delta r \rightarrow 0$ is subjected to (7) and (8).

III. PROPAGATION-DISPERSION EQUATION

In order to compute the continuous limit of Eq.(1), it is convenient to rewrite the equation as

$$f(r + \delta r, t) = \sum_{j=0}^n p_j f(r, t - \tau_j) , \tag{9}$$

which, by Taylor expansion, yields

$$\begin{aligned}
\delta r \partial_r f + \frac{1}{2} (\delta r)^2 \partial_r^2 f + \mathcal{O}((\delta r)^3) &= \\
- \sum_{j=0}^n p_j \tau_j \partial_t f + \frac{1}{2} \sum_{j=0}^n p_j \tau_j^2 \partial_t^2 f + \mathcal{O}((\delta t)^3) ,
\end{aligned} \tag{10}$$

or

$$\begin{aligned}
\partial_r f + \frac{1}{2} \delta r \partial_r^2 f &= -(1 + \alpha \langle j \rangle) m \frac{\delta t}{\delta r} \partial_t f \\
+ \frac{1}{2} \sum_{j=0}^n p_j (1 + \alpha j)^2 m^2 \frac{(\delta t)^2}{\delta r} \partial_t^2 f ,
\end{aligned} \tag{11}$$

where we have omitted the terms $\sim (\delta r)^2$ and $\sim (\delta t)^3/\delta r$, as they vanish in the limit $\delta r, \delta t \rightarrow 0$. However the second term on the l.h.s. of (11) must be kept, because it is of order $(\delta t)^2/\delta r$. Indeed, by iteration, we have

$$\begin{aligned} \frac{1}{2} \delta r \partial_r^2 f &= \frac{1}{2} \partial_r \delta r \partial_r f \\ &= -\frac{1}{2} \partial_r (1 + \alpha \langle j \rangle) m \delta t \partial_t f + \mathcal{O}((\delta t)^2) + \mathcal{O}((\delta r)^2) \\ &= \frac{1}{2} (1 + \alpha \langle j \rangle)^2 m^2 \frac{(\delta t)^2}{\delta r} \partial_t^2 f + \mathcal{O}\left(\frac{(\delta t)^3}{\delta r}\right) + \mathcal{O}(\delta t \delta r). \end{aligned} \quad (12)$$

Using (12) into (11), (omitting terms of negligible order) we obtain

$$\begin{aligned} \partial_r f + (1 + \alpha \langle j \rangle) m \frac{\delta t}{\delta r} \partial_t f &= \\ \frac{1}{2} \left[\sum_{j=0}^n p_j (1 + \alpha j)^2 - (1 + \alpha \langle j \rangle)^2 \right] m^2 \frac{(\delta t)^2}{\delta r} \partial_t^2 f, \end{aligned} \quad (13)$$

where (in the limit $\delta t, \delta r \rightarrow 0$) $(1 + \alpha \langle j \rangle) m \delta t / \delta r = c^{-1}$, and

$$\left[\sum_{j=0}^n p_j (1 + \alpha j)^2 - (1 + \alpha \langle j \rangle)^2 \right] m^2 \frac{(\delta t)^2}{\delta r} = (\langle j^2 \rangle - \langle j \rangle^2) (\alpha m)^2 \frac{(\delta t)^2}{\delta r} = \gamma. \quad (14)$$

Hence the continuous limit equation reads

$$\partial_r f(r, t) + \frac{1}{c} \partial_t f(r, t) = \frac{1}{2} \gamma \partial_t^2 f(r, t), \quad (15)$$

subject to the initial condition that at the origin, say at $r = 0$, $f(0, t) = \delta(t)$. The solution to Eq.(15) is

$$f(r, t) = \sqrt{\frac{2}{\pi}} (\gamma r)^{-\frac{1}{2}} \exp\left(-\frac{(t - \frac{r}{c})^2}{2 \gamma r}\right). \quad (16)$$

In the case that all p_j 's are zero except one (e.g. for Langton's ant), then $\gamma = 0$, and $f(r, t) = \delta(t - r/c)$, with $c = \delta r / [m \delta t (1 + \alpha j)]$ (see [6]).

It is clear from (15), that c is a propagation speed, and γ is a transport coefficient expressing dispersion in time (instead of space like in the classical Fokker-Planck equation for diffusion). Equation (15) is the propagation-dispersion equation governing the first-passage distribution function of a particle moving on a substrate with time-delays. Propagation is guaranteed because c has a finite maximum value (for $n = 0$) and a non-zero lower bound (because n is finite). When $n = 0$, then $j = 0$ and $\gamma = 0$ (see (14)), and there is propagation without dispersion.

In Fig.2 and Fig.3 we show that the above analytical results and the simulation data are in perfect agreement. For instance, for the 1-D spin-lattice whose dynamics is described in the introductory section, $m = 1$, $\alpha = 2$, and $j = 0, 1$ (see Fig.1), and we have $\langle j \rangle = \sum_j j p_j = 1 - q$, and $\langle j^2 \rangle - \langle j \rangle^2 = \sum_j j^2 p_j - (\sum_j j p_j)^2 = q(1 - q)$; so $c = (3 - 2q)^{-1}$ and $\gamma = 4q(1 - q)$; the corresponding numerical values are given in the figure caption (see Fig.2).

It is important to note that the specification (2) of the delay time τ_j is not indispensable to obtain the propagation-dispersion equation. The expression (2) for τ_j based on the automaton dynamics offers an explicit derivation that yields analytical expressions of c and γ in terms of the spin-lattice characteristics and there from in terms of the probability q . Concomitantly there is also an explicit reference to a feed-back mechanism where the dynamics modifies locally the substrate which in turn modifies the dynamics, and there are systems where this mechanism should be important. However the propagation-dispersion equation is more general as it follows from the continuous limit of the first visit equation (1) even without recourse to (2). Indeed since τ_j is proportional to δt , it suffices that there exists a distribution of time delays with $\sum_{j=0}^n p_j = 1$ and with finite moments $\langle \tau_j^n \rangle$, to obtain (15) from (1) exactly along the lines of the derivation displayed above. This generalizes the validity of the propagation-dispersion equation to a class of systems whose dynamics is subject to a distribution of time-delays independently of the underlying microscopic mechanism responsible for the delay. While Fig.2 shows the comparison between theory and simulations for explicit spin-lattice dynamics, Fig.3 illustrates computations performed using directly the general equation (1) with delay times equally distributed (Fig.3a) and exponentially distributed (Fig.3b). The values of the quantities c and γ are given in the caption, and excellent agreement is found between theory and simulations.

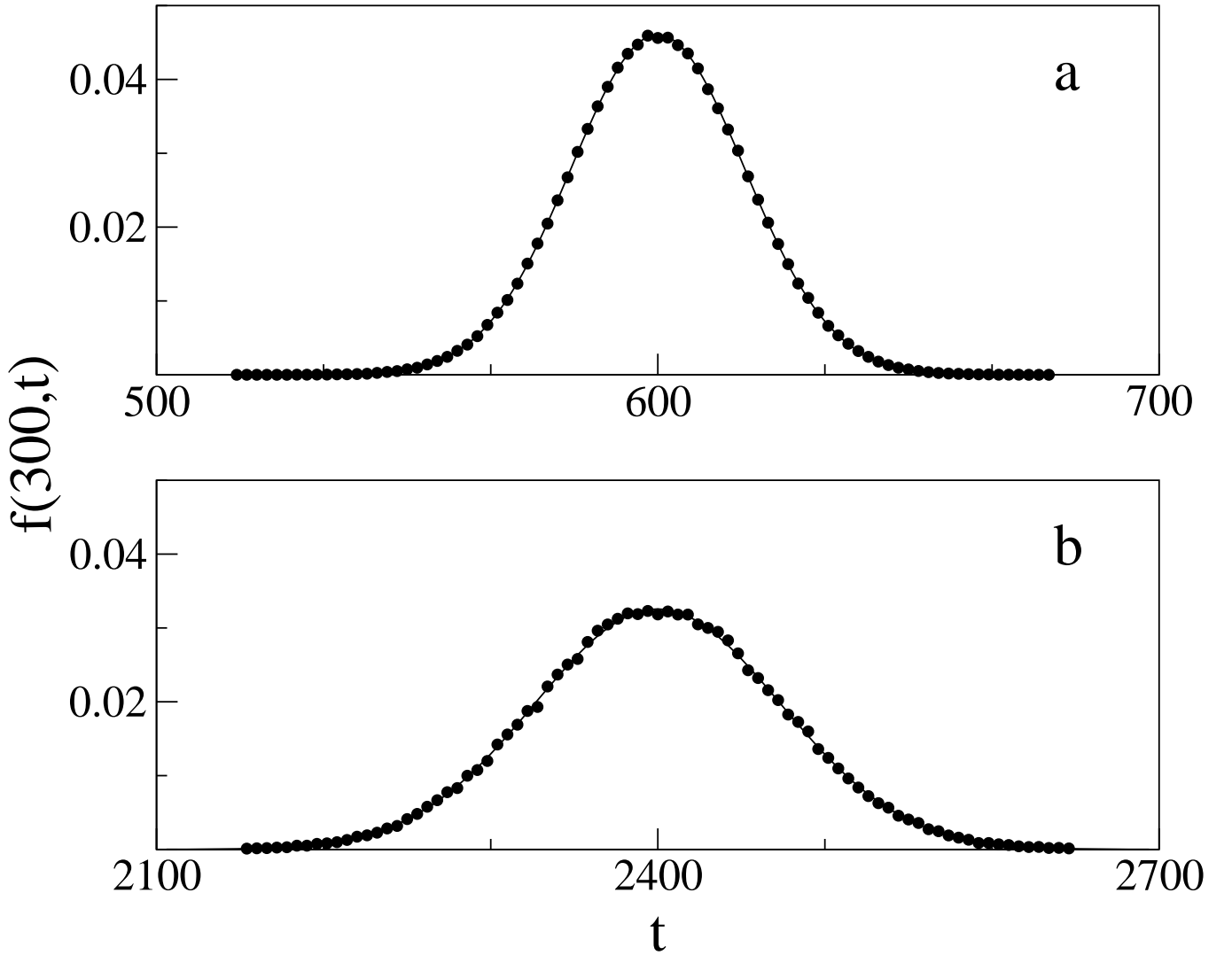


FIG. 2: Probability distribution $f(r = 300, t)$ for propagation in 1-D and 2-D lattices. Comparison between numerical simulation results (dots) and theory, Eq.(16) (solid line). (a) 1-D lattice (see Fig.1.a) with $q = 0.5$: $c = (3 - 2q)^{-1} = 0.5$ and $\gamma = 4q(1 - q) = 1$ (see [5]); half-width $= \sqrt{2\gamma r} = 10\sqrt{6} \simeq 24.5$. (b) 2-D triangular lattice (see Fig.1b) with $q = 0.5$: $c = 1/8$ and $\gamma = 72q(1 - q) = 18$ (see [5]); half-width $= \sqrt{2\gamma r} = 60\sqrt{3} \simeq 104$. In this and subsequent figures, time unit is the automaton time step.

IV. DISPERSION AND CORRELATIONS

(i) *The dispersion coefficient.* It follows from Eqs.(6) and (8), that γ is given by

$$\gamma = \lim_{r \rightarrow \infty} \frac{\langle t_r^2 \rangle - \langle t_r \rangle^2}{r} \quad (17)$$

which is reminiscent of the classical expression for the diffusion coefficient: $D = \lim_{t \rightarrow \infty} \langle r^2(t) \rangle / 2t$. Comparison of the two expressions shows interchange of space and time, a feature which is illustrated in Figs.4 and 5. In Fig.4, we show three typical runs on the 1-D spin-lattice by plotting the first passage time (minus the mean time of arrival $\langle t_r \rangle = r/c$) as a function of distance r . One observes that $[t - \langle t_r \rangle] = f(r)$ exhibits fluctuations of exactly the same nature as those obtained when plotting the position of a random walker as a function of time. In Fig.5 we present simulation data illustrating Eq.(17). From measurements performed in the 1-D lattice, the variance $\langle t_r^2 \rangle - \langle t_r \rangle^2$ is seen to be a linear function of distance (see inset) with a slope equal to γ (main frame) in the same way as the diffusion coefficient is obtained as the slope of the mean-square displacement versus time in the long-time limit of the classical random walk.

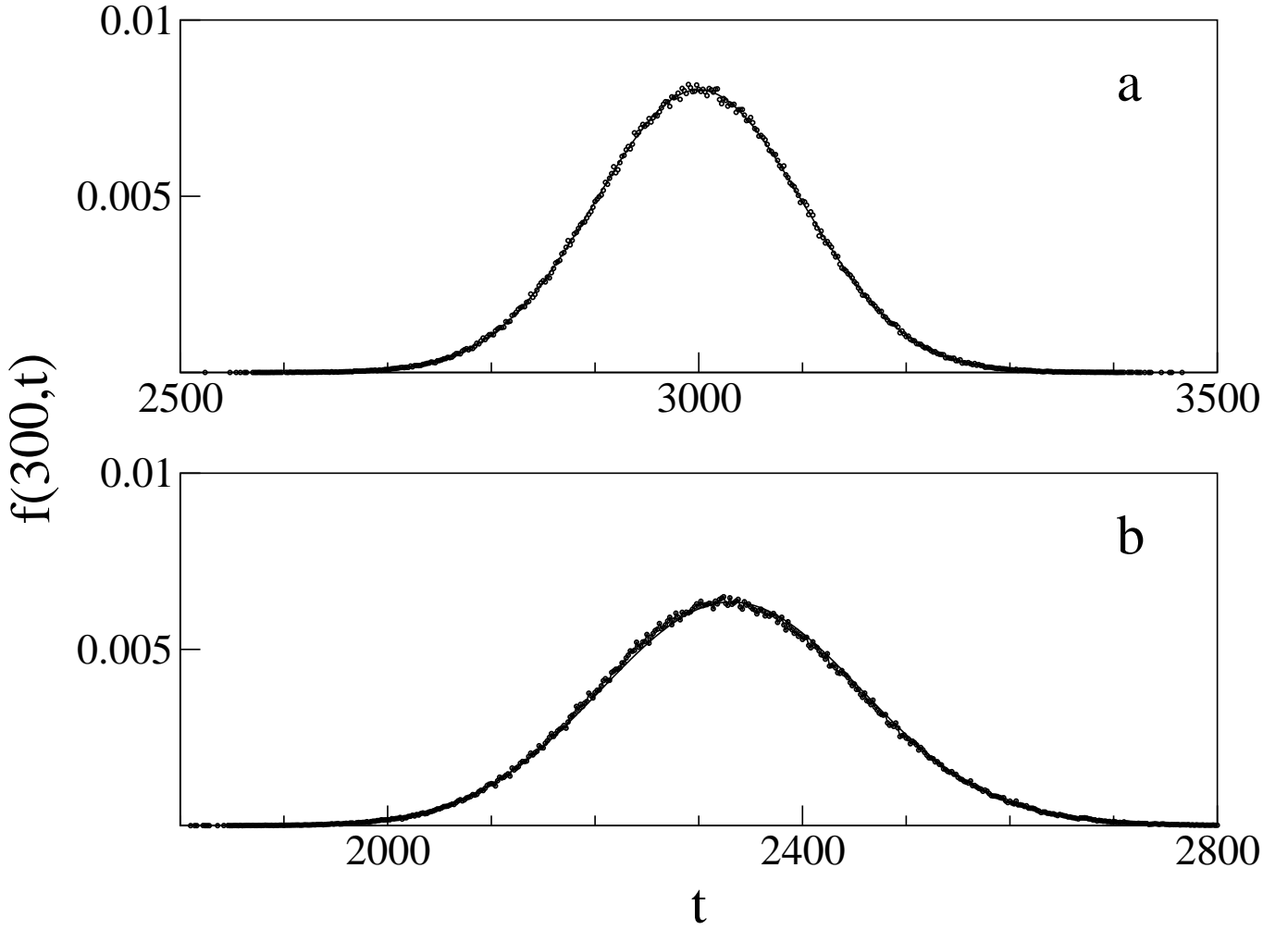


FIG. 3: Probability distribution $f(r = 300, t)$ for propagation in 1-D lattice, based on general equation (1). $c = [(1 + \alpha \langle j \rangle) m]^{-1}$ with $m = 1$, and $\alpha = 2$. (a) time-delays equally distributed for $j = 0, 1, \dots, 9$, with $p_j = 0.1$; $c = 0.1$ and $\gamma = 33$; half-width $= \sqrt{2\gamma r} \simeq 140$. (b) time-delays exponentially distributed: $p_j = C \exp(-\beta j)$, with $j = 0, 1, \dots, 19$, $\beta = 0.25$, and $C = [\sum_{j=0}^9 j]^{-1} = 1/45$; $c = .128$ and $\gamma = 52.7$; half-width $= \sqrt{2\gamma r} \simeq 178$. The numerical simulations (dots) and the analytical expression (16) (solid line, barely visible) coincide perfectly.

(ii) *The correlation function.* From Eqs.(5) and (7), we have $\frac{1}{c} = \lim_{r \rightarrow \infty} \frac{\langle t_r \rangle}{r}$. Here t_r can be expressed in terms of the *local propagation velocity* $v(r)$, a fluctuating quantity with average value c ; in fact it is the reciprocal local velocity which is physically relevant: it is the time taken by the particle to propagate from position r to $r + \delta r$ (divided by δr). Then indeed

$$\langle t_r \rangle = \left\langle \int_0^r dr' \frac{1}{v(r')} \right\rangle = \int_0^r dr' \left\langle \frac{1}{v(r')} \right\rangle = \frac{r}{c}, \quad (18)$$

which is consistent with the definition of the propagation speed.

Expressing the time t_r in terms of the local velocity $v(r)$, we have

$$\langle t_r^2 \rangle = \left\langle \int_0^r dr' \frac{1}{v(r')} \int_0^r dr'' \frac{1}{v(r'')} \right\rangle = \int_0^r dr' \int_0^r dr'' \left\langle \frac{1}{v(r')} \frac{1}{v(r'')} \right\rangle, \quad (19)$$

and

$$\langle t_r^2 \rangle - \langle t_r \rangle^2 = \int_0^r dr' \int_0^r dr'' \left\langle \left(\frac{1}{v(r')} - \left\langle \frac{1}{v} \right\rangle \right) \left(\frac{1}{v(r'')} - \left\langle \frac{1}{v} \right\rangle \right) \right\rangle. \quad (20)$$

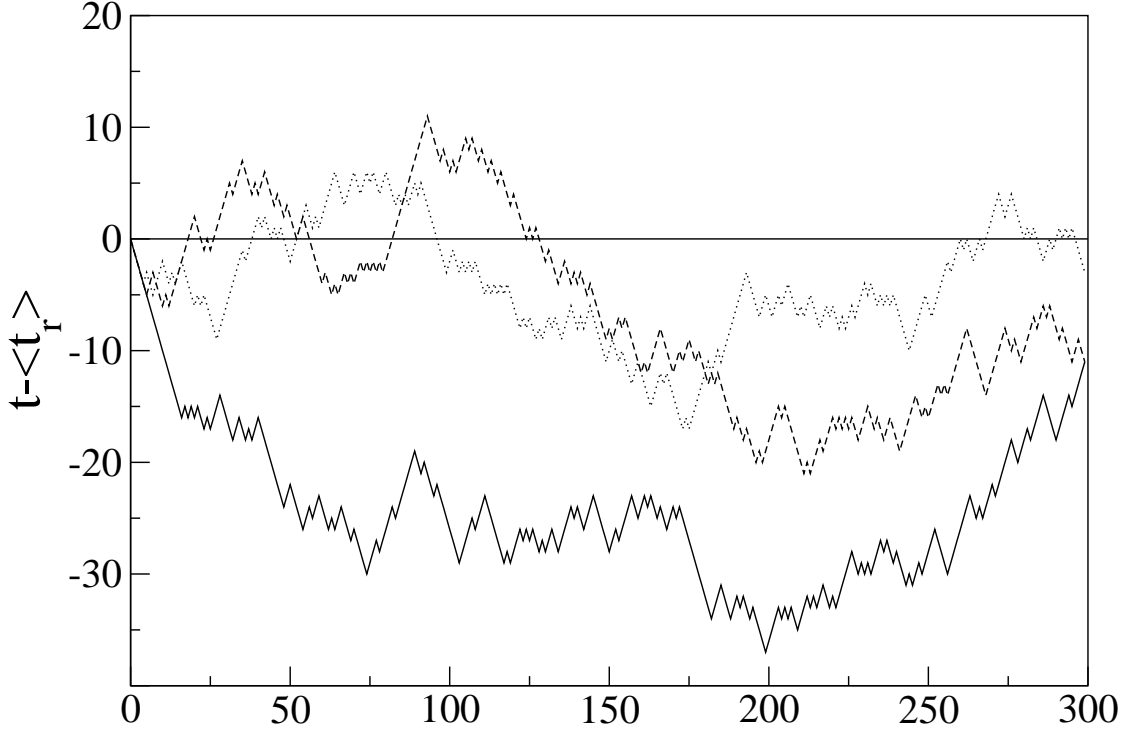


FIG. 4: Displacement time $(t - \langle t_r \rangle = t - r/c)$ as a function of distance r for three different realizations in the 1-D lattice with $q = .5$. Vertical axis: time in automaton time steps; horizontal axis: distance in lattice unit lengths.

In terms of the reciprocal velocity fluctuations $\delta v^{-1}(r) = v^{-1}(r) - \langle v^{-1} \rangle = v^{-1}(r) - c^{-1}$, (20) reads

$$\langle t_r^2 \rangle - \langle t_r \rangle^2 = \int_0^r dr' \int_0^r dr'' \langle \delta v^{-1}(r') \delta v^{-1}(r'') \rangle, \quad (21)$$

where the correlation function on the r.h.s. of (21) is a function of $|r' - r''|$ only. So with a change of variable: $r' - r'' = \rho (> 0)$, we have

$$\langle t_r^2 \rangle - \langle t_r \rangle^2 = 2 \int_0^r dr' \int_0^{r'} d\rho \phi(\rho), \quad (22)$$

where we have introduced the definition $\phi(\rho) = \langle \delta v^{-1}(0) \delta v^{-1}(\rho) \rangle$, with $\phi(0) = \langle (\delta v^{-1})^2 \rangle = \langle \frac{1}{v^2} \rangle - \frac{1}{c^2}$. The first integration in (22) yields

$$\langle t_r^2 \rangle - \langle t_r \rangle^2 = 2 \int_0^r dr' (r - r') \phi(r'). \quad (23)$$

Assuming that $\phi(r)$ decays faster than r^{-1} , and combining (17) and (23), we obtain

$$\frac{\gamma}{2} = \int_0^\infty dr \phi(r). \quad (24)$$

So γ takes a form analogous to a Green-Kubo coefficient, but with integration over space (instead of time). We call γ the *temporal dispersion coefficient*. As a simple example, assume that $\phi(r)/\phi(0) = \exp(-r/\xi)$; then $\frac{\gamma}{2} = \phi(0)\xi$,

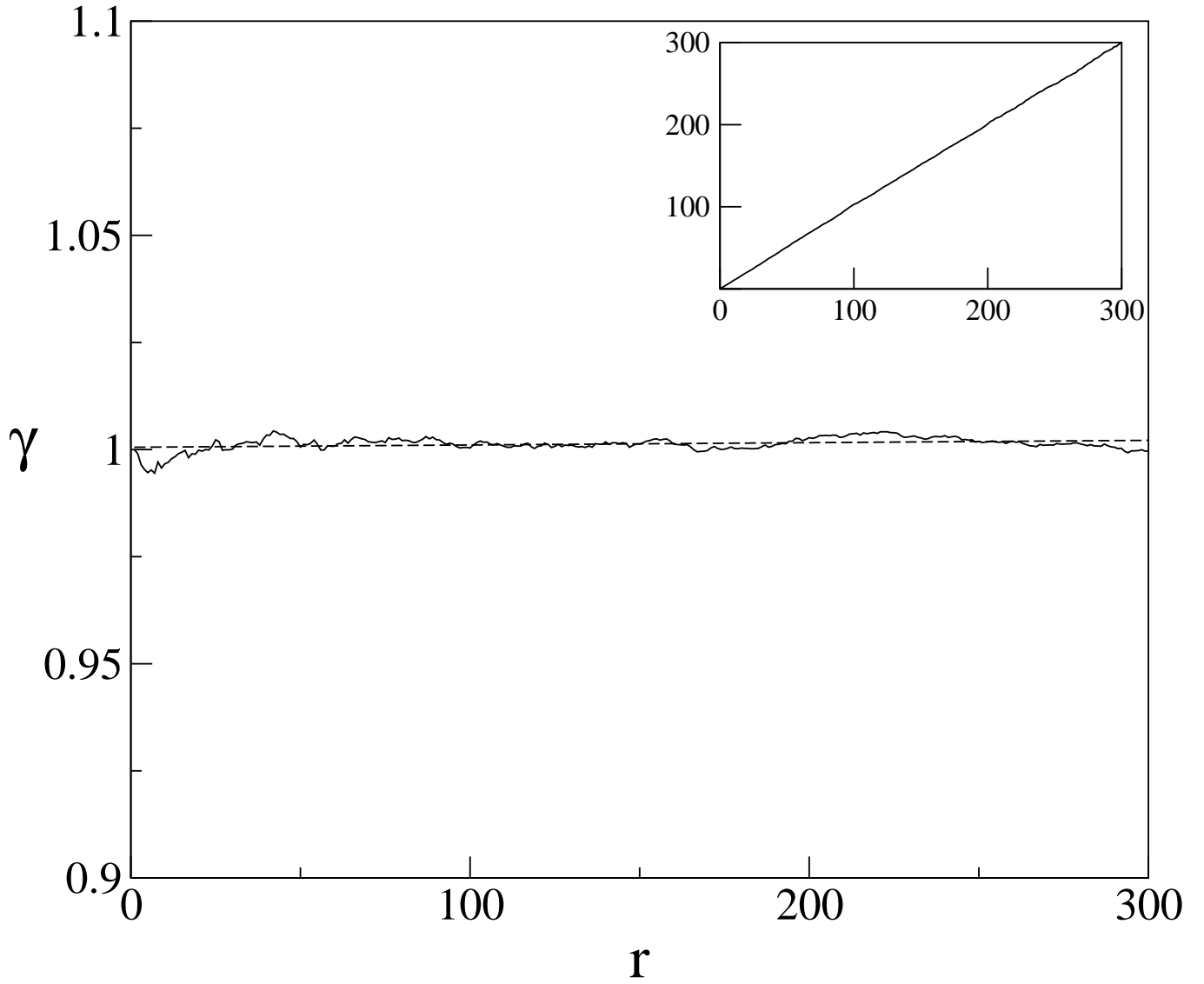


FIG. 5: Dispersion coefficient, see Eq.(17), in 1-D lattice with $q = 0.5$. Inset shows $\langle t_r^2 \rangle - \langle t_r \rangle^2$ as a function of r , for one single realization, and main frame shows γ measured from the slope in inset; the horizontal dashed line is the theoretical value: $\gamma = 1$ (see caption of Fig.2a). r is in lattice unit lengths and γ is in automaton time steps squared per lattice unit length.

where ξ is a characteristic correlation length. In the absence of spatial correlations ($\xi = 0$), or, more generally, of velocity fluctuations ($\phi(0) = 0$), $\gamma = 0$: there is no dispersion.

In the dynamics of the 1-D and 2-D spin-lattices illustrated in Fig.1, the local velocities are δ -correlated, i.e. $\phi(r) = \phi(0)\delta(r/\xi)$; so it follows from (24) that

$$\gamma = \xi(\langle v^{-2} \rangle - c^{-2}), \quad (25)$$

that is γ is the covariance of the reciprocal velocity fluctuations multiplied by the correlation length (here equal to one lattice unit length). This result is reminiscent of Taylor's hypothesis stating that, in porous media, hydrodynamic dispersivity is expressed as the product of the covariance of the velocity fluctuations and of a correlation time [7]. From the above results, the explicit computation of the dispersion coefficient is straightforward. For instance for the one-dimensional spin-lattice, the local velocity is either 1, with probability q , or $1/3$, with probability $(1 - q)$; so the contributions to the autocorrelation function are given by

$$\left(1 - \frac{1}{c}\right)^2 q + \left(3 - \frac{1}{c}\right)^2 (1 - q) = 4q(1 - q), \quad (26)$$

which is exactly the value of γ evaluated for the 1-D spin lattice in Section 3 and in [5]. A similar computation for the triangular lattice (see Fig.1b) yields the value $\gamma = 72q(1 - q)$ in accordance with the result obtained in [5].

(iii) *The time current.* Writing Eq.(15) as

$$(\partial_r + \frac{1}{c} \partial_t) f(r, t) + \partial_t j(r, t) = 0, \quad (27)$$

with $j(r, t) = -\frac{\gamma}{2} \partial_t f(r, t)$, shows formal analogy with the classical mass conservation equation

$$(\partial_t + \mathbf{c} \cdot \nabla) \rho(\mathbf{r}, t) + \nabla \cdot \mathbf{j}(\mathbf{r}, t) = 0, \quad (28)$$

with space and time variables interchanged. So in (27), $j(r, t)$ can be interpreted as a “current in time”.

(iv) *The control parameter.* In classical convection-diffusion phenomena, the control parameter is the Péclet number $P = UL/2D$, where U denotes the mean speed, L , the characteristic macroscopic length, and D , the diffusion coefficient (see e.g. [8]). The analogue for propagation-dispersion follows by casting Eq.(15) in non-dimensional form

$$\partial_{\mathbf{r}} f(\mathbf{r}, \mathbf{t}) + \partial_{\mathbf{t}} f(\mathbf{r}, \mathbf{t}) = B^{-1} \partial_{\mathbf{t}}^2 f(\mathbf{r}, \mathbf{t}); \quad B = \frac{2T}{\gamma c}. \quad (29)$$

Here \mathbf{r} and \mathbf{t} are the dimensionless space and time variables: $\mathbf{r} = r(cT)^{-1}$ and $\mathbf{t} = tT^{-1}$, where T is a characteristic macroscopic time. B is the control parameter for propagation-dispersion: it is a measure of the relative importance of propagation with respect to dispersion. Indeed, $B = \frac{2T}{\gamma c} = \frac{2T^2}{\gamma} \frac{1}{cT} = L_D/L_P$, i.e. the ratio of the characteristic dispersion length L_D to the characteristic propagation length L_P . At high values of B , i.e. $L_D \gg L_P$, the distribution function is very narrow, and transport over long times ($t \geq T$) is dominated by propagation.

(v) *The power spectrum.* The propagation-dispersion equation (15), subject to the initial condition $f(r = 0, t) = \delta(t)$, describes an initial value problem with initial value fixed in space; so we can solve the equation by spatial Laplace transformation. Using κ as the conjugate space variable, we obtain

$$\kappa \tilde{f}(\kappa, \omega) - f(r = 0, \omega) = -\frac{i\omega}{c} \tilde{f}(\kappa, \omega) - \frac{\gamma}{2} \omega^2 \tilde{f}(\kappa, \omega), \quad (30)$$

where $f(\omega)$ denotes the time Fourier transform. Since $f(r = 0, t) = \delta(t)$, $f(r = 0, \omega) = \frac{1}{2\pi}$, and (30) yields

$$\tilde{f}(\kappa, \omega) = \frac{1}{2\pi} \left(\kappa + \frac{i\omega}{c} + \frac{\gamma}{2} \omega^2 \right)^{-1}. \quad (31)$$

This result shows that the system dynamics is described by one single mode: $\kappa = -\frac{i\omega}{c} - \frac{\gamma}{2} \omega^2$. The corresponding spectrum $F(k, \omega) = 2 \operatorname{Re} \tilde{f}(\kappa = i k, \omega)$ is given by

$$F(k, \omega) = \frac{1}{2\pi} \frac{\gamma \omega^2}{(k + \omega/c)^2 + \frac{1}{4} (\gamma \omega^2)^2}, \quad (32)$$

with $\int_0^\infty F(k, \omega) dk = 1$. Note that the result (32) can also be obtained by double Fourier transformation of (16). The spectrum (32) exhibits a single Lorentzian line typical of a diffusive phenomenon, but there are two essential differences with the spectrum obtained from the classical convection-diffusion equation: (i) the spectrum is a Lorentzian in k (rather than in ω) with half-width at half-height $\Delta k = \frac{1}{2} \gamma \omega^2$, indicating that dispersion is diffusive in time (instead of space); (ii) the Lorentzian is shifted by a quantity proportional to the *reciprocal* of the propagation speed.

V. COMMENTS

The propagation-dispersion equation describes the space-time behavior of the *first passage* distribution function $f(r, t)$, i.e. the probability that a particle be for the time at the position r : it describes transport where a first passage mechanism plays an important role. So the equation should be applicable to front-type propagation phenomena where any location ahead of the front will necessarily be visited, the question being: *when* will a given point be reached? This is the situation encountered in shock propagation in homogeneous or inhomogeneous media [9] or packet transport in the Internet [10]. As the propagation-dispersion equation is for the first-passage time distribution, it should also

be suited for the description of transport driven by an input current in a disordered random medium [11]. In the area of traffic flow, there are typical situations where cars moving on a highway from location A to location B, are subject to time-delays along the way, and, with the assumption that the cars arrive at destination, one wants to evaluate the time of arrival [12]. Financial time series are another example [13]. Over long periods of time (typically years) one observes, for instance, a definite trend of increase of the value of the dollar. So any preset reachable value will necessarily be attained. While the classical financial question is: after such or such period of time, which value can one expect?, there might be instances where the reciprocal question should be considered: what is the average expectation time for a given preset value and what is the time distribution around the average time?

A most interesting case is the “Diffusion of a single particle in a 3D random packing of spheres” to quote the title of an article by Ippolito *et al.* [2] where the authors describe an experimental study of the motion of a particle through an idealized granular medium subject to gravity. They measure particulate transport and ‘dispersivity’ which corresponds to the quantity γ in the present paper. In particular the experimental data presented by Ippolito *et al.* show that the mean square transit time $\langle \Delta T^2 \rangle$ of the particle through the medium is a linear function of the mean transit time (Figs.10 and 11 in [2]) itself a linear function of the percolating distance (Fig.2 in [2]); so $\langle \Delta T^2 \rangle$ varies linearly with the distance, an observation which is an experimental illustration of temporal dispersion described in the present paper (see inset of Fig.5 above). This experimental study also shows that the particle transit time is Gaussianly distributed in time (see Fig.9 in [2]) in accordance with the solution (16) of the propagation-dispersion equation (see also Fig.4 above).

We noted that finiteness of n in $\sum_{j=0}^n p_j = 1$ is a key condition for the existence of the blocking mechanism responsible for propagation. By relaxing this condition, infinite waiting time becomes possible, and consequently there are realizations where the particle can be ‘trapped’, thereby introducing a ‘loss’ term in the continuous equation, or a ‘localization’ effect. This feature emphasizes the basic difference between the diffusion equation with an advection term [1] and the propagation-dispersion equation (15). The difference also manifests in the straightforward generalization analogous to the generalization of the convection-diffusion equation; here we have time-dependent generalization in the form

$$\partial_r f(r, t) + \partial_t \left[\frac{1}{c(t)} f(r, t) \right] = \frac{1}{2} \partial_t [\gamma(t) \partial_t f(r, t)] , \quad (33)$$

or

$$\partial_r f(r, t) + \frac{1}{c^2(t)} [c(t) \partial_t f(r, t) - f(r, t) \partial_t c(t)] = \frac{1}{2} \partial_t [\gamma(t) \partial_t f(r, t)] . \quad (34)$$

Further generalization where the probabilities p_j are local functions produces space-dependent speed $c(r)$ and dispersion $\gamma(r)$; the resulting generalized equation is then applicable to propagation in inhomogeneous media. Time- and space-dependent generalizations incorporate implicitly the effects of an external force, which can also be accounted for explicitly with an additional term in the propagation-dispersion equation. These questions will be discussed in a forthcoming paper.

Acknowledgments

We thank D. Sornette for helpful comments. JPB acknowledges support by the *Fonds National de la Recherche Scientifique* (FNRS, Belgium).

-
- [1] See e.g. W. Feller, *An Introduction to Probability Theory* (Wiley, New York, 3d ed., 1968), Vol.1, section XIV.6.
 - [2] I. Ippolito, L. Samson, S. Bourlès, and J.P. Hulin, *Eur. Phys. J. E.*, **3**, 227 (2000).
 - [3] C.G. Langton, *Physica D*, **22**, 120 (1986); S.E. Troubetzkoy, *Lewis-Parker Lecture* (1997); D. Gale, *Tracking the Automatic Ant*, Springer (New York, 1998).
 - [4] E.G.D. Cohen, “New types of diffusion in lattice gas cellular automata” in *Microscopic Simulations of Complex Hydrodynamic Phenomena*, M. Mareschal and B. L. Holian, eds., NATO ASI Series B: Physics (1992) Vol. 292, p.145; ; H.F. Meng and E.G.D. Cohen, *Phys. Rev. E*, **50**, 2482 (1994); E.G.D. Cohen and F. Wang, *Physica A*, **219**, 56 (1995).
 - [5] P. Grosfils, J.P. Boon, E.G.D. Cohen, and L.A. Bunimovich, *J. Stat. Phys.*, **97**, 575 (1999).
 - [6] J.P. Boon, *J. Stat. Phys.*, **102**, 355 (2001).
 - [7] G.I. Taylor, *Proc. London Math. Soc.*, **120**, 196 (1921).
 - [8] J. Koplik, in *Disorder and Mixing*, E. Guyon, J.P. Nadal, and Y. Pomeau, eds. (Kluwer Academic Publishers, Dordrecht, 1988), pp. 123-137.

- [9] C. Pigorsch and G.M. Schütz, *J. Phys. A: Math. Gen.*, **33**, 7919 (2000).
- [10] T. Huisinga, R. Barlovic, W. Knospe, A. Schadschneider, and M. Schreckenberg, *Physica A*, **294**, 249 (2001).
- [11] M. Kawasaki, T. Odagaki, and K.W. Kehr, *Phys. Rev. B*, **61**, 5839 (2000).
- [12] D. Chowdhury, L. Santen, and A. Schadschneider, *Phys. Reports*, **329**, 199 (2000).
- [13] J. Voit, *The Statistical Mechanics of Financial Markets* (Springer, Berlin, 2001).