

## Nonlinear Dielectric Microwave Losses in MgO Substrates

M. A. Hein, Dept. of Physics, University of Wuppertal, Germany.

D. E. Oates, MIT Lincoln Laboratory, Lexington/MA, U.S.A.

P. J. Hirst and R. G. Humphreys, QinetiQ, Malvern, U.K.

A. V. Velichko, School of Electronic and Electrical Engineering, University of Birmingham, UK.

We have investigated the nonlinear surface impedance and two-tone intermodulation distortion of nine epitaxial  $\text{YBa}_2\text{Cu}_3\text{O}_{7-\delta}$  films on MgO substrates, using stripline resonators, at frequencies  $f=2.3\text{--}11.2\text{GHz}$  and temperatures  $T=1.7\text{K--}T_c$ . The power dissipation decreased by up to one order of magnitude as the microwave electric field was increased to about  $100\text{V/m}$  for  $T<20\text{ K}$ , while the reactance  $X_s$  showed only a weak increase. The minimum of the losses correlated with a plateau in the intermodulation signal. The same features were observed for a Nb film on MgO. The anomalous response is due to nonlinear dielectric losses in the substrate, which can be described by defect dipole relaxation.

PACS 02.60.Cb, 72.15.Lh, 74.20.De, 74.25.Nf, 74.72.Bk, 74.76.Bz, 84.40.Az, 85.25.Am

**Corresponding Author:** Dr. Matthias Hein,

Dept. of Physics, University of Wuppertal, Gauss-Strasse 20, D-42097 Wuppertal, Germany

Tel. +49 (202) 439-2747, Fax +49 (202) 439-2811, Email: mhein@venus.physik.uni-wuppertal.de

Understanding the nonlinearities in superconductive microwave devices is relevant for applications in communication systems, as narrow-band receive or high-power transmit filters can be susceptible to intermodulation distortion or power-dependent absorption [1-3]. The sources of nonlinearities are not well understood at present, and several groups have reported unexpected features like the recovery of superconductivity [4-8] or non-cubic power dependences of the third-order two-tone intermodulation product (IMD) or harmonic generation [9,10].

We have measured the surface impedance and IMD of nine epitaxial  $\text{YBa}_2\text{Cu}_3\text{O}_{7-\delta}$  (YBCO) films on MgO and observed a dramatic reduction of the power dissipation at microwave electric fields  $E_{\text{rf}} \sim 100 \text{ V/m}$  below 20K, which correlated with a plateau in the otherwise cubic IMD signal. While we attributed this behaviour at first to the superconductor [11], equivalent measurements on a Nb film on MgO have revealed the same behaviour, indicating that the dielectric loss tangent of the substrate causes the anomaly. Nonlinear dielectric losses, which can affect any microwave device application, have not been previously reported for MgO or any other useful dielectric.

The 350-nm-thick single-sided epitaxial YBCO films were electron-beam coevaporated close to the 1:2:3 cation stoichiometry onto  $1\text{cm} \times 1\text{cm} \times 0.5\text{mm}$  MgO substrates [12,13]. For comparison, one 400-nm-thick Nb film was magnetron sputtered onto a 2-inch-diameter MgO wafer [14] and diced into  $1\text{cm} \times 1\text{cm}$  pieces. The films, patterned into  $150\text{-}\mu\text{m}$ -wide meander lines, were clamped with two ground planes on MgO to form a stripline resonator [15]. Automated measurements of the quality factor  $Q$  and resonant frequency were performed at the fundamental resonance  $\omega/2\pi = 2.27\text{GHz}$  and four overtones, for input power levels  $P_{\text{in}} = -85$  to  $+30\text{dBm}$ , corresponding to electric fields between the center strip and ground planes of  $E_{\text{rf}} = 0.5\text{--}5 \times 10^5 \text{ V/m}$ .  $E_{\text{rf}}$  can be converted into a total microwave current using  $Z \equiv E_{\text{rf}}/I_{\text{rf}} \sim 10^5 \Omega/\text{m}$ . The effective surface resistance so derived is  $R_{\text{eff}} = R_s + G \times \tan \delta$ , where  $R_s$  is the surface resistance of the superconductor,  $\tan \delta$  the loss tangent of the dielectric, and  $G \sim 0.8 \Omega$  is a geometry factor [15,16]. Changes of the effective reactance are similarly composed of changes of the penetration depth and dielectric permittivity [17]. Automated

IMD measurements with a noise floor of  $-130\text{dBm}$  were performed with two tones of equal input power, separated by  $10\text{kHz}$ . We describe representative results for one YBCO film with  $T_c=90.7\text{K}$ , critical current densities of  $1.5$  and  $5.8\text{MA/cm}^2$  at  $T=77$  and  $60\text{K}$ , and  $R_s=60\mu\Omega$  at  $T=T_c/2$  and  $2.3\text{GHz}$ . Above  $20\text{K}$ ,  $R_{\text{eff}}$  remained constant up to  $I_{\text{rf}}=0.5\text{A}$ , which corresponds to a magnetic flux density of about  $15\text{ mT}$ . We observed similar results for all other YBCO films as well as for the Nb film at corresponding values of the reduced temperature.

Figure 1 displays  $R_{\text{eff}}(T)$  for the YBCO sample for the two power levels that produce extreme  $R_{\text{eff}}$ -values. Below  $20\text{K}$ ,  $R_{\text{eff}}(T)$  decreases at the higher power level and approaches a value of  $2\mu\Omega$ , which is consistent with the  $R_s$  of good epitaxial YBCO films [17]. At low power,  $R_{\text{eff}}(T)$  increases and becomes dominated by dielectric losses, as concluded from the data in the inset to figure 1, displaying very similar power dependences of  $R_{\text{eff}}$  for the two totally different superconductors YBCO and Nb. Using  $R_s \sim 2\mu\Omega$  for YBCO at  $1.7\text{ K}$  and  $R_{\text{eff}} \sim 20\mu\Omega$ , we derive  $\tan\delta \approx 2 \times 10^{-5}$ , which is 1-2 orders of magnitude above values expected for MgO at  $20\text{ K}$  and  $2.3\text{ GHz}$  [18,19].

The anomalies became weaker at higher frequencies, such that  $R_{\text{eff}}$  scaled like  $\omega^{k(P)}$  with an exponent  $k \sim 1.0$  ( $1.4-1.5$ ) at low power and  $T=1.7\text{K}$  ( $5\text{K}$ ). The minimal  $R_{\text{eff}}$  values scaled quadratically with frequency, independent of temperature, in accordance with the surface resistance of the cuprates [17]. The weaker frequency dependence at low power confirms the increasing power dissipation in the dielectric,  $\tan\delta \propto \omega$  (see below).

Figure 2 relates  $R_{\text{eff}}$  of the YBCO sample to  $\Delta X_{\text{eff}}$  and the IMD signal at  $5\text{K}$  and  $2.3\text{GHz}$ .  $R_{\text{eff}}$  passes through a minimum at  $-20\text{dBm}$ , where it has dropped to about 25% of its low-power value.  $X_{\text{eff}}$  is constant at low power and increases smoothly above  $-30\text{dBm}$ . Pair breaking in the superconductor or changes of the permittivity obviously cannot explain the anomaly, while the increase of  $R_{\text{eff}}$  and  $X_{\text{eff}}$  at high power is attributed to the nonlinear response of the cuprates [17]. The IMD signal at low power displays approximately the expected cubic power dependence [17,20,21]. It

passes through a plateau in the region where  $R_{\text{eff}}$  decreases, and rises again more steeply where both  $X_{\text{eff}}$  and  $R_{\text{eff}}$  increase.

We model the impedance of MgO by defect dipole relaxation [22]. A similar approach was applied to the  $T$ -dependent microwave response of  $\text{LaAlO}_3$  [23]. The loss tangent is given by  $\tan\delta = [(\epsilon_r - \epsilon_\infty)\omega t_d] / [\epsilon_r + \epsilon_\infty(\omega t_d)^2]$ , with  $\epsilon_r$  and  $\epsilon_\infty$  the permittivities at low and optical frequencies,  $\epsilon_r \sim 9.8$  and  $\epsilon_\infty \sim 3$  for MgO [18,24]. Our data imply that  $t_d$  is explicitly or implicitly field-dependent, e.g., due to nonlinear polarization or heating. We expect  $t_d(E_{\text{rf}})$  to depend on the magnitude but not on the direction of the field, e.g.,  $t_{d0}/t_d = 1 + h' e^2 / (1 + e^2)$ , where  $h$  sets the size of the anomaly and  $e \equiv E/E_0$  is the electric field normalized to the scale  $E_0$ . Our data reveal  $E_0 \sim 100\text{V/m}$  at  $T < 5\text{K}$ , increasing to  $\sim 30\text{kV/m}$  at  $20\text{K}$ . This trend reflects the growing influence of the superconducting nonlinearity, which masks the dielectric anomaly at elevated temperatures. We also assume  $\omega t_d \ll 1$ , which is reasonable for ionic crystals like MgO in the low GHz-range [22]. The opposite case would lead to a  $t_d$ -dependence of the real part of the complex permittivity, in conflict with the constant  $X_{\text{eff}}$ . The loss tangent becomes linearly frequency dependent for  $\omega t_d \ll 1$ , which is consistent with the measured frequency dependences. We conclude that the dielectric relaxation time  $t_d(E_{\text{rf}})$  is the key to explaining the anomaly at low power, while microwave current-driven pair breaking causes the nonlinearity at high power [20]:  $f_n = f_{n0} + (1 - f_{n0}) \times j^2 / (1 + j^2)$ . Here,  $f_n$  is the normal quasiparticle fraction and  $j \equiv I/I_0$  is the current normalized to the scale  $I_0$ . Our data indicate  $I_0 \sim 300\text{mA}$  at  $T < 20\text{K}$ . The surface impedance of the superconductor can be derived from  $f_n(j)$  in the framework of a two-fluid model.

The model reproduces the essential features observed in experiment (figure 3): The minimum of  $R_{\text{eff}}$ , the constancy of  $X_{\text{eff}}$ , and the IMD-plateau surrounded by cubic behaviour at low and high power levels. The width and depth of the anomaly shrink for increasing  $E_0/I_0$ -ratios, when the effect of pair breaking increases relative to that of dielectric relaxation [11]. While the extraction of

$t_{d0}$  and  $h$  requires knowledge of  $R_s$  and  $\tan\delta$ , we can derive estimates by assuming that  $\tan\delta$  dominates  $R_{\text{eff}}$  at low temperatures and frequencies:  $\omega t_{d0} \sim [\epsilon_r(R_{\text{eff}} - R_s)] / [(\epsilon_r - \epsilon_\infty)G]$  and  $h \geq R_{\text{eff}}(E_{\text{rf}}=0) / R_{\text{eff,min}} - 1$ . Typical values are at 2.3GHz:  $t_{d0} \sim 3.1\text{fs}$  (1.0fs), and  $h \geq 9$  (3) at  $T=1.7\text{K}$  (5K). Both parameters decrease with increasing temperature. Modeling the data for the Nb film yielded similar  $t_{d0}$ -values but about a factor of three smaller  $h$ -values. This discrepancy reflects the larger contribution of  $R_s$  to  $R_{\text{eff}}$  due to the much lower  $T_c$ .

In conclusion, we have observed a strong microwave power-induced decrease of the effective surface resistance of YBCO and Nb films on MgO below 20 K, at nearly constant reactance. The third-order intermodulation product displayed a plateau surrounded by almost cubic regions, revealing a clear relation to  $R_{\text{eff}}$  and a fast response time of the anomaly. This behaviour is caused by dielectric losses in MgO, which can be described by defect dipole relaxation with a relaxation time  $t_d$  that depends on the electric field amplitude. The low-field loss tangent increases with decreasing temperature up to  $\sim 2 \times 10^{-5}$  at 1.7K. We are not aware of previous reports of nonlinear losses nor dielectric defect dipole relaxation in MgO. Our observations have implications for all microwave applications of MgO, since a nonlinear loss tangent can enhance power dissipation and intermodulation distortion appreciably.

We gratefully acknowledge contributions from J. Derov, J. Halbritter, K. Irgmaier, N. Klein, P. Lahl, M. Lancaster, S.H. Park, N. Newman, and R. Wördenweber. This work has been funded in part by the EPSRC and MOD (UK), and AFOSR (U.S.A.). Part of this material is based upon work supported by the European Office of Aerospace Research and Development, AFOSR/AFRL, under Contract No. F61775-01-WE033.

## REFERENCES

- [1] N. Newman and W. G. Lyons, *J. Supercond.* **6**, 119 (1993).
- [2] H. J. Chaloupka, in "Applications of Superconductivity", ed. by H. Weinstock, Nato Science Series: B Physics, Kluwer, Dordrecht (2000).
- [3] O. G. Vendik and I. B. Vendik, *IEEE Microwave Theory Tech.* **45**, 173 (1997); **46**, 851 (1998).
- [4] D. P. Choudhury, B. A. Willemsen, J. S. Derov, and S. Sridhar, *IEEE Trans. Appl. Supercond.* **7**, 1260 (1997).
- [5] M. A. Hein, A. Cassinese, S. Hensen, T. Kaiser, G. Müller, and M. Perpeet, *J. Supercond.* **12**, 129 (1999).
- [6] A. P. Kharel, A. V. Velichko, J. R. Powell, A. Porch, M. J. Lancaster, and R. G. Humphreys, *Phys. Rev.* **B58**, 11189 (1998).
- [7] P. Lahl and R. Wördenweber, private communication, Research Centre Jülich (2001).
- [8] K. Irgmaier, private communication, THEVA GmbH (2001).
- [9] B. A. Willemsen, K. E. Kihlstrom, and T. Dahm, *Appl. Phys. Lett.* **74**, 753 (1999).
- [10] J. C. Booth, L. R. Vale, R. H. Ono, and J. H. Claassen, *IEEE Trans. Appl. Supercond.* **11** (2001).
- [11] M. A. Hein, P. J. Hirst, R. G. Humphreys, D. E. Oates, and A. V. Velichko, cond-mat/0105613
- [12] R. G. Humphreys, J. S. Satchell, N. G. Chew, J. A. Edwards, S. W. Goodyear, M. N. Keene, and S. J. Hedges, *Materials Science and Engineering* **B10**, 293 (1991).
- [13] N. G. Chew, S. W. Goodyear, J. A. Edwards, J. S. Satchell, S. E. Blekinsop, and R. G. Humphreys, *Appl. Phys. Lett.* **57**, 2016 (1990).
- [14] The niobium was deposited using the first step of a trilayer process reported in: K.K. Berggren, E.M. Macedo, D.A. Feld, and J.P. Sage, *IEEE Trans. Appl. Supercond.* **9**, 3271 (1999).
- [15] D. E. Oates, A. C. Anderson, D. M. Sheen, and S. M. Ali, *IEEE Trans. Microwave Theory Tech.* **39**, 1522 (1991).
- [16] D. M. Sheen, S. M. Ali, D. E. Oates, R. S. Withers, and J. A. Kong, *IEEE Trans. Appl. Supercond.* **1**, 108 (1991).
- [17] M. A. Hein, "High-Temperature Superconductor Thin Films at Microwave Frequencies", Springer Tracts of Modern Physics, Vol. 155 (Springer, Heidelberg/New York, 1999).

- [18] J. Krupka, R. G. Geyer, M. Kuhn, and J. H. Hinken, IEEE Trans. Microwave Theory Tech. **42**, 1886 (1994).
- [19] T. Konaka, M. Sato, H. Asano, and S. Kubo, J. Supercond. **4**, 283 (1991).
- [20] T. Dahm and D. J. Scalapino, J. Appl. Phys. **81**, 2002 (1997); Appl. Phys. Lett. **69**, 4248 (1996).
- [21] T. Dahm and D. J. Scalapino, Phys. Rev. **B60**, 13125 (1999).
- [22] V. V. Daniel, "Dielectric Relaxation" (Academic Press, New York, 1967).
- [23] C. Zuccaro, M. Winter, N. Klein, and K. Urban, J. Appl. Phys. **82**, 5695 (1997).
- [24] A. J. Bosman and E. E. Havinga, Phys. Rev. **129**, 1593 (1963).

## FIGURE CAPTIONS

Figure 1. Temperature dependent effective surface resistance of the YBCO film at  $\omega/2\pi=2.3\text{GHz}$  for two input power levels ( $-60\text{dBm}$ : hatched squares,  $-20\text{dBm}$ : dots), corresponding to  $E_{\text{rf}}\sim 1$  and  $10^4$  V/m. Note the logarithmic scales for illustration. The inset shows the normalized  $R_{\text{eff}}$  versus input power for the YBCO film (diamonds) and a Nb film on MgO (triangles) at  $T=5\text{K}$ . The absolute values of  $R_{\text{eff}}$  of both samples at  $1.7\text{K}$  were identical.

Figure 2. Measured dependence of the third-order intermodulation product (left ordinate, squares), effective surface resistance (right ordinate, dots) and change of effective surface reactance (right ordinate, triangles) of the YBCO film versus input power per tone at  $2.3\text{GHz}$  and  $5\text{K}$ .

Figure 3. Calculated field dependence of the IMD signal (left ordinate, squares & solid curve), effective surface resistance (right ordinate, dots & dashed curve) and reactance (right ordinate, triangles & dotted curve), in reduced units, for  $\omega t_{\text{d}0}=10^{-5}$ ,  $h=3$ ,  $f_{\text{n}0}=0.1$ , and  $E_0/zl_0=3\times 10^{-3}$ .



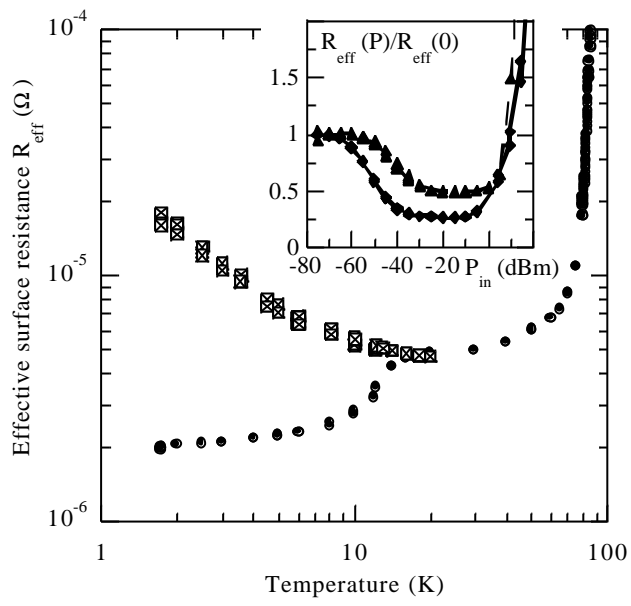


Figure 1, Hein et al., APL

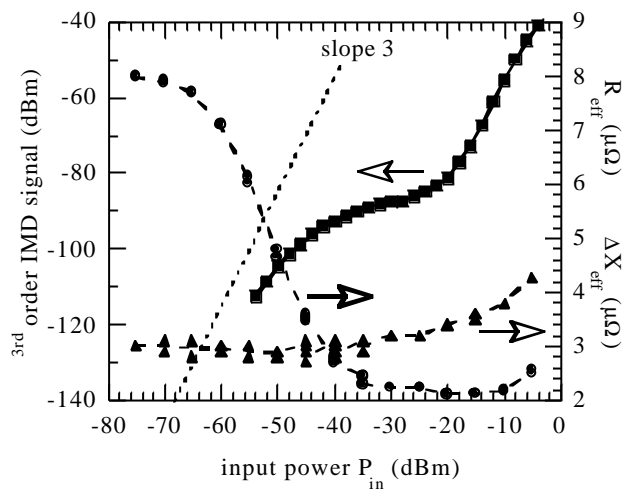


Figure 2, Hein et al, APL

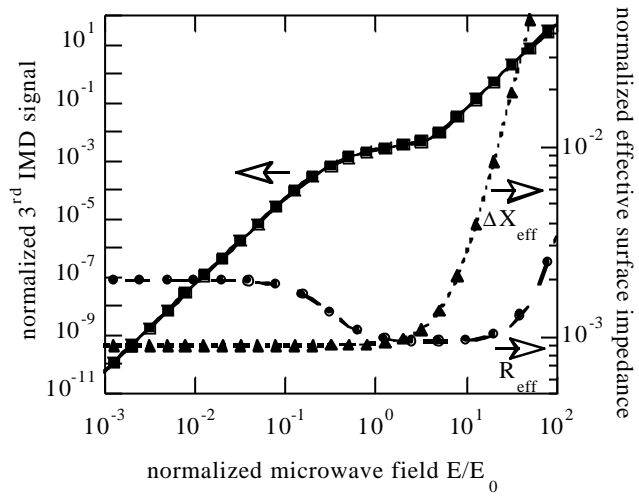


Figure 3, Hein et al., APL