

# Topological Charge Order in a Frustrated XY Model and Related systems

Zohar Nussinov

*Institute Lorentz for Theoretical Physics, Leiden University*

*P.O.B. 9506, 2300 RA Leiden, The Netherlands*

(June 11, 2019; E-mail: zohar@lorentz.leidenuniv.nl)

We prove the existence of a finite temperature  $Z_2$  phase transition for the topological charge ordering within the Fully Frustrated XY Model. Our method enables a proof of the topological charge confinement within the conventional XY models from a rather general vista. One of the complications that we face is the non-exact equivalence of the continuous (angular) XY model and its discrete topological charge dual. In reality, the energy spectra of the various topological sectors are highly nested much unlike that suggested by the discrete dual models. We surmount these difficulties by exploiting the Reflection Positivity symmetry that this periodic flux phase model possesses. The techniques introduced here may also be applied to examine transitions associated with other topological defects, e.g. the confinement of disclinations in the isotropic to nematic transition.

## I. INTRODUCTION

Here we examine the topological charge ordering of XY models in the presence of various external magnetic fields and prove, by Reflection Positivity, that these charges order at finite temperature in the “Fully Frustrated XY Model” (wherein half a fluxon threading each plaquette).

The outline of the paper is as follows: In section (II) we define the two dimensional frustrated XY model. In section (III), a simple set of general trigonometric difference equations and approximate solutions for ground state configurations will be given. Much of this section is not new but is merely our perspective on the matter. We illustrate how in the *low-energy sector* the continuous XY model and its discrete topological charge dual are almost one and the same. In section (IV), several simple exact ground state solutions are given. We then compute energy gaps between different topological charge configurations which will serve as a springboard in our proof of finite temperature phase transitions.

Henceforth, we report new results. In section (V) we investigate the Fully Frustrated XY model. Employing section (IV), in subsection (VA) we establish the existence of energy gaps between the different topological charge sectors. We then show, in subsection (VB), that the system is Reflection Positive and consequently prove a finite temperature topological charge ordering transition. In section (VI) we provide an alternative proof to the ordering transition. We demonstrate, in section (VII), that by a minor variation, our proof immediately yields the usual finite temperature annihilation of vortex-antivortex pairs occurring in the Kosterlitz-Thouless transition. In section (VIII) we discuss systems with kaleidoscope pattern frustrations. In section (IX), we discuss the extension of the chiral  $Z_2$  symmetry of the Fully Frustrated XY Model to a  $Z_k$  symmetry present for other rational frustration  $f$  which tends to an  $O(2)$  symmetry for irrational  $f$ . The  $Z_2$  symmetry which is broken in the Fully Frustrated XY Model might be a hidden degenerate form

of an  $O(2)$  symmetry. Numerically, both symmetries are broken near unison within the Fully Frustrated XY Model (at  $T \simeq 1.286J$  (with  $J$  the exchange constant)). We suggest an analogy to the magnetic groups appearing in the Quantum Hall problem. We end, in section (X), in an application of these ideas to other topological defects—e.g. disclinations in liquid crystals.

## II. DEFINITION OF THE MODEL

We consider a classical XY model on an  $L \times L$  square lattice with periodic or open boundary conditions (with  $2L^2$  or  $2L^2 + 2L$  bonds respectively). The two component spins  $\{\vec{S}_i\}$  at each lattice site  $i$  are labeled by their orientation  $\{\theta_i\}$  relative to a chosen axis. The Hamiltonian

$$H = - \sum_{\langle ij \rangle} \cos(\theta_i - \theta_j - A_{ij}) \quad (1)$$

where  $i, j$  are nearest neighbor sites on the lattice. Here, as well as throughout the paper, we set both the exchange constant  $J$ , and the lattice constant to one. Two symmetries of this Hamiltonian are evident:

- A global  $O(2)$  symmetry. The transformation  $\theta_i \rightarrow \theta_i + \phi$  for all sites  $i$  with a uniform shift  $\phi$  leaves the Hamiltonian  $H$  trivially invariant. By the Mermin-Wagner-Coleman [1,2] theorem, continuous symmetries are never broken in two dimensions: at any finite temperature the local order parameter  $\langle \theta_i \rangle = 0$  for all twice differentiable, rotationally symmetric, momentum space interaction kernels [3]. In this two dimensional system, the superfluid phase stiffness exhibits a first order jump at a Kosterlitz-Thouless temperature  $T_{KT}$  at which rotational symmetry is (marginally) “broken” [4], [5].

- For the special cases in which the flux  $\Phi_R \equiv \sum_{\square R} A_{ij}$  is the same for all plaquettes  $R$ , translational invariance is also a symmetry of the Hamiltonian. We shall primarily focus (for the Fully Frustrated XY Model) on

the breaking of translational invariance under a shift by one lattice constant,  $\theta_i \rightarrow \theta_{i+\hat{e}_1}$  for all  $i$ , as seen by the arrangement of vortices. A critical temperature  $T_{vortex}$  may be associated with the breaking of this symmetry. Numerically, as the temperature is lowered within the FFXY, it is found that  $|T_{vortex} - T_{KT}| \ll T_{KT}$ . Whether the two temperatures might be exactly one and the same has been a puzzle surrounded by some controversy, albeit very promising recent work [6].

Eq. (1) describes an array of Josephson junctions immersed in an external magnetic field. It may model an extreme type II superconductor built of discrete superconducting elements (“grains”) at the various lattice sites where it is assumed that the modulus of the superconducting wave-function on each grain is pinned and that only its phase which may vary [7]. The evolution of the phases is easily gleaned within a path integral formulation: an external electromagnetic vector potential  $A_\mu(\vec{x})$  gives rise to the differential action  $dS_{em} = -\frac{e^*}{c} A_\mu dx^\mu$  for a displacement  $dx^\mu$ , with  $e^*$  the effective charge and  $c$  the speed of light. This leads to a phase shift  $\exp[iS_{em}/\hbar] \rightarrow \exp[iA_{ij}]$  along the link  $\langle ij \rangle$  where

$$A_{ij} = -\frac{e^*}{\hbar c} \int_i^j \vec{A} \cdot d\vec{x}. \quad (2)$$

It follows that in going around a plaquette the electromagnetic field incurs an additional phase

$$-\frac{e^*}{\hbar c} \oint_R \vec{A}(\vec{x}) \cdot d\vec{x} = \sum_{\square R} A_{ij} : \quad (3)$$

the elegant Aharonov-Bohm effect [8]. The above directed loop sum may be replaced (by a simple application of Stokes theorem) by the magnetic flux threading the plaquette to conform with the conventional experimental prognosis of the effect. The elementary plaquette  $R$  is said to be frustrated if the Aharonov-Bohm phase associated with it is not congruent to zero. In such an instance, the net magnetic flux piercing  $R$  is not an integer multiple of the elementary fluxon  $\Phi_0$ . If the directed sum is defined as

$$\sum_{\square R} A_{ij} \equiv 2\pi f_R \quad (4)$$

then the “frustration”  $f_R$  is not an integer in such a case.

For the type II superconductor,  $f = \frac{a^2 B}{\Phi_0}$  with  $a$  the lattice constant,  $B$  the magnetic field strength, and  $\Phi_0 = \frac{\hbar c}{2e}$  the elementary magnetic fluxon ( $e^* = -2e$  for the Cooper pairs). All of the above may be formulated in a gauge independent manner. We define  $\phi_{ij} \equiv \theta_i - \theta_j - A_{ij} \pmod{2\pi}$  such that  $-\pi < \phi_{ij} \leq \pi$ . The Hamiltonian is now a function of  $\{\phi_{ij}\}$ . Unimportant gauge degrees freedom have been absorbed. In a system with periodic boundary conditions, we are left with  $N = L^2$  constraints of net circulation, one for each plaquette  $R$ :

$$\left\{ \sum_{\square R} \phi_{ij} = 2\pi(m_R - f_R) \right\} \quad (5)$$

with integer  $\{m_R\}$  [9]. The content of the “vorticity”  $m_R$  is clear. Let us slowly trace its origin and justify the latter name. The vorticity of a plaquette  $R$ :  $m_R = \sum_{\langle ij \rangle \in R} m_{ij}$  where  $\phi_{ij} = \theta_i - \theta_j - A_{ij} + 2\pi m_{ij}$ . The vorticity  $m_R$  represents the multiple of  $(2\pi)$  that needs to be added to the bare gauge invariant angular differences  $(\theta_i - \theta_j - A_{ij})$  such that  $-\pi < \phi_{ij} \leq \pi$ . As such, it counts the number of times that the XY rotor circulates as we go counterclockwise round the plaquette  $R$ . We can immediately make two statements regarding the effect of a spatially uniform frustration  $f$ :

(i) The ground state energies are trivially continuous in  $f$ . The proof is very simple: By Eq.(1), we note that for each given angular configuration  $\{\theta_i\}$ , the energy  $E(\{A_{ij}\}; \{\theta_i\})$  is a continuous function of  $\{A_{ij}\}$ ; each individual gauge link variable  $A_{ij}$  appears as an argument of single continuous cosine function. Thus the ground state energy (i.e. the minimum amongst all of these continuous energy curves, each corresponding to a different angular configuration  $\{\theta_i\}$ ),  $E_{ground} = \inf_{\theta} \{E(\{A_{ij}\}; \{\theta_i\})\}$  is also a continuous function of  $\{A_{ij}\}$  or, in a gauge invariant formulation, the ground state energy per link is a continuous function of the frustration  $f$  [10]. This continuity argument is shorter than that spanned by an entire earlier Letter [11].

(ii) The system is invariant under the transformations

$$f \rightarrow n \mp f \quad (6)$$

for all integers  $n$ . Once again, the proof is trivial: the inversion of the external magnetic field  $f \rightarrow -f$  along with  $\theta_i \rightarrow -\theta_i$  leaves the partition function  $Z = \prod_i \int d\theta_i \exp[-\beta H]$  identically the same as the cosine interaction term is an even function. The periodicity of the cosine secures an additional invariance:  $f \rightarrow n + f$  [12]. Compounding the last two operations together proves the symmetries of Eq.(6). These imply that, as a function of external magnetic flux, the ground state energy  $E_{ground}(f)$  has local extrema at the symmetry points  $f = 0, \pm 1/2, \pm 1, \dots$ . The points  $f \equiv 0 \pmod{1}$  are global minima of  $E_{ground}(f)$ - all bonds are saturated at their minimal value  $(-1)$  within the ground state.

The symmetries of Eq.(6) have led the  $f = 1/2$  variant to be regarded as the “Fully Frustrated” one. After all, any larger value of  $f$  may be folded back to another value of  $f$  lying in the interval  $[0, 1/2]$ ; the model with  $f = 1/2$  is as frustrated as it can possibly get. However, in some sense, the “Fully Frustrated XY model” is the least frustrated of all. The time reversal symmetry (or, more formally, a Reflection Positivity invariance) that this model possesses will allow us to prove that it displays a  $Z_2$  phase transition.

### III. APPROXIMATE GROUND STATES AND THE LOW ENERGY DUAL (TOPOLOGICAL CHARGE) MODEL

The current section, unlike others to follow, is not rigorous. Much of its contents are not new (albeit often derived by new routes). Its intent is to provide the reader with better intuitive grip on the physics of the frustrated XY model. Experts may choose to directly study Sections IV or V. Enforcing the constraints of given vorticities, Eqs.(5), the Hamiltonian to be minimized reads

$$\mathcal{H} = - \sum_{\langle ij \rangle} \cos \phi_{ij} + \sum_{\alpha} \lambda_{\alpha} \sum_{\square R_{\alpha}} \phi_{ij}, \quad (7)$$

where  $\{\lambda_{\alpha}\}$  are Lagrange multipliers. Unless some of the angles lie on the boundaries ( $\phi = \pm\pi$ ), at the extrema

$$\sin \phi_{ij} + \lambda_{ij \in \alpha} - \lambda_{ij \in \alpha'} = 0 \quad (8)$$

where the two adjacent plaquettes  $R_{\alpha}, R_{\alpha'}$  share the bond  $\langle ij \rangle$ . The Lagrange multipliers  $\lambda_{ij \in \alpha}$  and  $\lambda'_{ij \in \alpha}$  refer to the plaquettes  $\alpha$  and  $\alpha'$  which share the same bond  $\langle ij \rangle$  (one having it appear in a counterclockwise circulation of  $\alpha$  and the other having it in a clockwise reading of  $\alpha'$ ). Examining Fig.(1) we see that

$$\begin{aligned} \sin \phi_{01} &= \lambda_I - \lambda_{II}, & \sin \phi_{04} &= \lambda_{II} - \lambda_{III} \\ \sin \phi_{03} &= \lambda_{III} - \lambda_{IV}, & \sin \phi_{02} &= \lambda_{IV} - \lambda_I. \end{aligned} \quad (9)$$

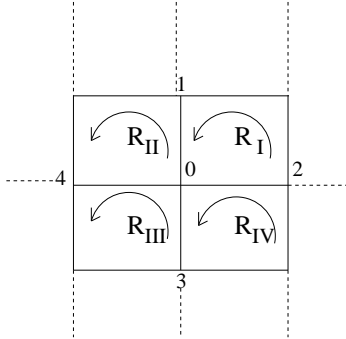


FIG. 1. A lattice fragment centered about the origin.

Summing it all up,

$$\sum_{\langle 0j \rangle} \sin \phi_{i=0,j} = 0, \quad (10)$$

the sum of all Josephson currents entering any node must vanish. We also arrive at Eq.(10) when minimizing Eq.(1) within a given gauge to find the global ground state. Eqs.(7,10) show that current conservation holds at extrema of *each of the individual topological sectors* ( $m_1, m_2, \dots, m_N$ ) (unless the minima lie on the boundaries of the topological sectors: i.e.  $\phi_{ij} = \pm\pi$ ).

If  $f = 0$  and  $m_R = 0$  in the region outside a given set of vortices then we may work in a gauge in which  $\phi_{ij} = \theta_i - \theta_j \equiv \theta_{ij}$ . In this gauge, Eq.(10) reads

$$\nabla_{\mu}(\sin[\nabla^{\mu}\theta]) = 0, \quad (11)$$

with  $\nabla^{\mu}$  denoting the discrete lattice difference along the  $\mu$  direction. This is equivalent to the difference equations

$$\nabla^{\mu}\theta = \sin^{-1} \left( [\vec{\nabla} \times \vec{\mathcal{A}}(\vec{x})]^{\mu} \right). \quad (12)$$

The function  $\vec{\mathcal{A}}(\vec{x})$  must satisfy

$$\sum_{bonds \in \Gamma} \theta_{ij} = \sum_{\langle ij \rangle \in \Gamma} \sin^{-1} \left( [\vec{\nabla} \times \vec{\mathcal{A}}(\vec{x})]^{\mu_{ij}} \right) \quad (13)$$

for all contours  $\Gamma$ . Here  $\mu_{ij}$  are chosen to lie along each of the individual bond directions  $\langle ij \rangle$  in the contour product. In the continuum limit Eq.(11) becomes

$$\cos^2 \frac{\theta}{2} \partial_{\mu} \partial^{\mu} \theta(\vec{x}) \equiv D^2 \theta(\vec{x}) = 0. \quad (14)$$

Effectively, the phase  $\theta(\vec{x})$  isotropically dilates the metric. Apart from the special case  $\theta = \pm\pi$ , we obtain the Laplace equation. Thus, in the vortex free ( $m = 0$ ), frustration free ( $f = 0$ ), region  $\theta(\vec{x})$  is a harmonic function. Let us now return to the discrete lattice equation Eq.(11) and examine its behavior in the linear regime far away from the vortices when the angular differences are small we can replace Eq.(11) by  $\nabla_{\mu} \nabla^{\mu} \theta = 0$ . Viewing the Josephson current as a fictitious magnetic field  $\vec{\mathcal{B}} = \vec{\nabla} \theta$  (with  $\vec{\nabla}$  the discrete lattice gradient), the condition for a minimum becomes  $\vec{\nabla} \cdot \vec{\mathcal{B}} = 0$  at all lattice sites. On the other hand, the boundary conditions (recall that we focused on a region in which  $m_R = f_R = 0$  such that a decomposition  $\phi_{ij} = \theta_i - \theta_j$  is possible) imply that

$$\sum_C \vec{\mathcal{B}} \cdot \delta \vec{l} = 2\pi[m_{net} - f_{net}] \quad (15)$$

where  $m_{net}$  and  $f_{net}$  are respectively the net topological charge and external magnetic flux/( $2\pi$ ) in the region bounded by the contour  $C$ . Choosing a gauge for the pseudo magnetic field  $\vec{\mathcal{B}} = \vec{\nabla} \times \vec{\mathcal{A}}$  such that  $\vec{\nabla} \cdot \vec{\mathcal{A}} = 0$  we obtain an equation similar, in the thermodynamic limit, to the lattice version of the standard Biot-Savart law

$$\begin{aligned} \vec{\mathcal{A}}(\vec{x}) &= 2\pi \sum_{x'} [m_{\vec{x}'} - f_{\vec{x}'}] G(\vec{x}, \vec{x}') \\ G(\vec{x}, \vec{x}') &= \int_{B.Z.} \frac{d^2 k}{(2\pi)^2} \frac{\exp[i\vec{k} \cdot (\vec{x} - \vec{x}')] }{4 - 2\cos k_1 - 2\cos k_2}, \end{aligned} \quad (16)$$

where  $m_{\vec{x}}$  and  $f_{\vec{x}}$  are the local vorticity and frustration in the plaquette  $\vec{x}$ . The sum over  $\vec{x}'$  spans the entire lattice. (In higher dimensions the denominator readily generalizes to  $2 \sum_{l=1}^d (1 - \cos k_l)$ .) Employing the ‘‘Biot-Savart’’

law and the magnetic analogy, boundary effects may be included by extending the integral to include images of the singularities. The ground state energy given a certain distribution of  $\{m_{\vec{x}}\}$  and  $\{f_{\vec{x}}\}$  outside our domain is

$$E_{\text{ground}} = \frac{1}{2} \sum_{\vec{x}, \vec{x}'} [m_{\vec{x}} - f_{\vec{x}}] G(\vec{x}, \vec{x}') [m_{\vec{x}'} - f_{\vec{x}'}]. \quad (17)$$

In the small  $k$  (continuum) limit  $G(\vec{x} - \vec{x}')$  becomes logarithmic. The resulting expression becomes identical, for all practical purposes, to the Villain model. In this limit, the energy of interaction between two vortices is

$$E = 2\pi q_1 q_2 \ln(a/r_{12}). \quad (18)$$

where  $q_i \equiv (m_i - f_i)$ . For the time being, we have inserted a length “ $a$ ” in order to make the argument of the logarithm dimensionless. When supercurrent screening is introduced, “ $a$ ” naturally becomes the screening length in the short distance limit. Thus, in this unscreened case, “ $a$ ” may be regarded as the system size:  $a = O(L)$  [13].

In the continuum limit lines connecting opposite sign vortices become cuts in the complex plane with branch points at the positions of the vertices. A solution to the Laplace equation (Eq.(14)) jumping by  $2\pi q_i$  across the branch cut while traversing each pole (vortex)  $z_i = x_{i1} + ix_{i2}$  (where  $(x_{i1}, x_{i2})$  are the vortex coordinates within the plane) is the well known [14]

$$\theta(z) = \sum_i q_i \text{Im}\{\ln(z - z_i)\}. \quad (19)$$

In the previous (magnetic) analogy the singular branch cut takes on the role of a Dirac like string. If we have a pair of equal and opposite vortices  $q_1 = -q_2$ , then  $\theta/q_1$  simply becomes the “angle of site” of the segment connecting  $z_1$  and  $z_2$  as viewed from the point  $z$ .  $\theta$  may be written as the phase of wave-function (which may be superficially viewed as a Laughlin-like wavefunction as a function of only one of the “electronic” coordinates) with the odd integer power replaced by  $q$  [15]:

$$\psi(z) = \prod_i (z - z_i)^{q_i}. \quad (20)$$

The phase of this wavefunction  $\theta = \text{Im}\{\ln \psi(z)\}$ .

The continuum limit unfrustrated XY Hamiltonian,

$$\begin{aligned} H &= \frac{1}{2} \int d^2x (\nabla \theta)^2 \\ &= \frac{1}{2} \int d^2x \vec{\nabla} \text{Im}\{\ln \psi(z)\} \cdot \vec{\nabla} \text{Im}\{\ln \psi(z)\} \\ &= \frac{1}{2} \sum_{i,j} q_i q_j \int d^2x \vec{\nabla} \text{Re}\{\ln(z - z_i)\} \cdot \vec{\nabla} \text{Re}\{\ln(z - z_j)\}, \end{aligned}$$

where we employ the Cauchy-Riemann relations

$$\partial_\alpha u = \epsilon_{\alpha\beta} \partial_\beta v \implies (\vec{\nabla} u)^2 = (\vec{\nabla} v)^2 \quad (21)$$

(with  $\epsilon_{12} = -\epsilon_{21} = 1$ ) for the complex function  $F(z) = \ln \psi(z) \equiv u + iv$  (where the squared gradients are  $1/r^2$ ). Integrating by parts,

$$H = -\frac{1}{2} \sum_{i,j} q_i q_j \int d^2x \ln |z - z_i| \nabla^2 \ln |z - z_j|. \quad (22)$$

By the  $2\pi$  discontinuity around a logarithmic pole,  $\nabla^2 \ln |z - z_j| = 2\pi \delta(z - z_j)$ . Thus,

$$\begin{aligned} H &= -\pi \sum_{i,j} q_i q_j \ln |z_i - z_j| \\ &= \pi \sum_{i,j} q_i q_j \ln(a/r_{ij}) + \text{const} \end{aligned} \quad (23)$$

with an arbitrary  $a$  and inter-vortex separation  $r_{ij} = |z_i - z_j|$ . This swift independent derivation is merely a slight twist on the treatment of Itzykson and Drouffe [17]. Note that the final result is identical to Eq.(18) derived by a seemingly alternate route. Such a plasma like interaction is also present in the Boltzmann weights of Quantum Hall Laughlin states. Along this route, the standard Villain model duality [18] acquires a new meaning- an interchange between the real and imaginary parts of a complex function  $F(z)$ . Here the nature of the duality is manifest: the imaginary part of  $F(z)$  leads to a description in terms of the angular configuration of the XY rotors. The real part of  $F(z)$  leads to a description in terms of the topological charges of the defects (when the frustration  $f = 0$ ). Formally, we linked the two dual pictures by employing the Cauchy-Riemann relations. We note that for  $f = 1/2$ , the  $Z_2$  transition temperature  $T_{\text{vortex}}$  corresponds to the ordering of charges in the dual model, whereas  $T_{KT}$  corresponds to the critical temperature in the original angular variables. Number (charge) and phase variables appear in many instances (e.g. in the triangular XXZ models displaying both  $Z_2$  and XY transitions with nearly equivalent temperatures [19]).

We now provide a new geometrical interpretation of the frustrations. Forgetting about boundary conditions, let us arrange the lattice sites on a sphere of radius  $R$  (or many fractured portions of such spheres pasted together). The sum of the angles of a spherical quadrilateral  $= 2\pi + \text{Area}/R^2$ . It follows that in this naive mapping, we can identify a uniform frustration  $f = (\text{Area of the plaquette})/R^2$ . The frustrated XY Hamiltonian is now

$$H = - \sum_{\langle ij \rangle} \vec{S}_i \circ \vec{S}_j \quad (24)$$

where  $\circ$  denotes the scalar product between the vector resulting from parallel transporting the spin  $\vec{S}_i$  to site  $j$  and the spin  $\vec{S}_j$  already situated at site  $j$ . This Hamiltonian is translationally invariant when  $f = \text{const}$  and may be diagonalized in Fourier space [22]. By this crude analysis, we would expect the ground state modulation

length (for a constant value of  $f$ ) to roughly scale as the radius  $R \sim f^{-1/2}$  for small fractions  $f$  such that one fluxon pierces the surface of the sphere (giving rise to a trivial Aharonov Bohm phase). This conforms with numerical observations for  $f = 1/q$  with an integer  $q \gg 1$ : each fluxon (or vortex) occupies an area of size  $1/f$  [20].

More conventionally, requiring overall charge neutrality in the Villain model (or for our pseudo-currents  $\{q_a\}$  that interact Coulombically) yields the same result. By net charge neutrality, the background charge  $[-\sum_a f_a]$  should cancel against  $[\sum_a m_a]$  originating from the vorticities. Once again, from this “angle” as well, the density of vortices should scale as  $f^{1/2}$  for a small uniform frustration  $f$ . In any system having periodic boundary conditions, the net topological charge must vanish. It follows that any system having ferromagnetic boundary conditions cannot enclose a net nonzero vorticity. All vortices must appear in vortex-antivortex pairs. On a less precise level, within the approximate dual model, this follows from a divergent Coulomb penalty for any lone unpaired vortex. Let us define a radius  $r$  vortex in the unfrustrated problem as one in which

$$\sum_{\langle ij \rangle \in \Gamma} \phi_{ij} = 2\pi m_R, \quad (25)$$

with  $m_R = 1$  is satisfied for all contours  $\Gamma$  which encircle the plaquette  $R$  up to a maximal distance  $r$  away from it. Employing the Euler-Maclaurin summation formula, we find that for large  $r$ , the energy of a radius  $r$  vortex is bounded from below by that of a vortex in the continuum limit where an integration may be performed. In the large  $r$  limit the energy may be bounded from below by  $K_1 \ln(r/r_1)$  where, in this unfrustrated case, the constants  $0 < K_1 < \pi$  and  $r_1 > 1$ . “Phase space” volume calculations may also be enacted for these systems [23].

#### IV. EXACT FLUX PATTERNS

All that follows in this section and hereafter is exact and is not based on any of the approximations in section (III). The periodicity (if any) of the ground state phase pattern  $\{\theta_i\}$  depends upon the gauge. Even in the unfrustrated ( $f = 0$ ) case a gauge with irrational  $\{A_{ij}\}$  may be chosen such that the phases are never periodic. As throughout most of this paper we will attempt to focus on the gauge invariant bond angles  $\{\phi_{ij}\}$ . A periodicity in  $\{\phi_{ij}\}$  implies a periodicity in the physically measurable Josephson currents ( $\sin \phi_{ij}$ ). It is easy to determine, analytically, the ground state of small fragments of the lattice. As before, we enforce the constraints via Lagrange multipliers; now we leave the extrema equations in their plain form and resort to solving a few trigonometric equations and, in the aftermath, compare contenders amongst the resulting constrained extrema (along with

various states that lie on the boundaries of  $\{\Pi_{bonds} \otimes \phi_{ij}\}$  of the different topological charge sectors: scenarios in which a few of the bond angles are  $\phi_{ij} = \pm\pi$ ).

Let us start by considering a single plaquette with open boundary conditions. If this plaquette is unfrustrated, the ground state is trivially a ferromagnet: all  $\phi_{ij} = 0$  (this state lies in the  $m = 0$  sector). If this plaquette is threaded by half a fluxon ( $f = 1/2$ ) then within the ground state the gauge invariant angles are all the same  $\phi_{12} = \phi_{23} = \phi_{34} = \phi_{41} = \pm\pi/4$  where  $i = 1, 2, 3$ , and  $4$  are the vertices of the plaquette. (Note that the directions in these bond angles are important  $\phi_{ij} = -\phi_{ji}$ ). If all angles are  $\pi/4$  then the plaquette has topological charge  $q = 1/2$  or a vorticity  $m = 1$ ; if all bond angles are  $-\pi/4$  then the plaquette charge is  $q = -1/2$  and the lies in the  $m = 0$  sector. Other topological charge sectors are elevated relative to the ground state by a finite gap. For instance, the minimum energy for the unfrustrated plaquette ( $f = 0$ ) subject to the constraint  $m = 1$  is  $\epsilon_{min}^{m=1} = -1/2$  (with a configuration having  $\phi_{ij} = \pi/3$  for three bonds and with the remaining bond on the boundary of the angular zone ( $\phi_{ij} = \pi$ )) lies above the ground state  $\epsilon_{min}^{m=0} = -4$ . Thus, each state in the  $m = 1$  sector is elevated by at least  $7/2$  (J- if units are restored) relative to the ground state [16]. Similar bounds may be generated in frustrated plaquettes. These finite energy gaps will allow us, later on, to argue for finite temperature vortex ordering for certain values of  $f$  and to prove the existence of a  $Z_2$  phase transition for the Fully Frustrated XY model observed numerically in [24]. Note that here the ground states computed with open boundary conditions can trivially tile the plane. One of the complications of the continuous XY spectrum is that the various topological charge configurations are *nested*. The energies of the single unfrustrated plaquette span the region  $-4 \leq \epsilon(m = 0) \leq 4$  when  $m = 0$  and  $-1/2 \leq \epsilon(|m| = 1) \leq 4$  when a vortex/antivortex is present. The energy of a vortex free plaquette may be higher than that of a vortex-full plaquette! The *nesting* of the energy spectrum just found hints that the XY model cannot be probed by merely replacing its plaquettes by topological charges. This subtle non equivalence between the continuous model and its discrete counterpart is not heavily emphasized in the literature. The dual model (derived by various approximations for the *low energy sector* in Eq.(17) and Eq.(23)) is a useful tool but it is merely an approximation albeit an amazingly beautiful and powerful one. The complication arising from the non-equivalence of these models will be one of major obstacles that we will need to surmount. As noted, the only ground states for a uniform  $f = 1/2$  are the two checkerboard patterns where  $\phi_{ij \in R} = \pm\pi/4$  for all plaquettes  $R$ . The proof is quite simple: the energy

$$E = \frac{1}{2} \sum_{\alpha} \epsilon_{\alpha} \geq \frac{1}{2} \sum_{\alpha} \min\{\epsilon_{\alpha}\} \quad (26)$$

where  $\epsilon_\alpha$  is the energy of each individual plaquette. Thus if a configuration in which for each plaquette  $\epsilon_\alpha = \epsilon_{\min}$  exists then that configuration is a minimum energy configuration. For each individual plaquette  $R_\alpha$ , if  $\epsilon_\alpha = \epsilon_{\min}$  then all  $\phi_{ij \in \alpha} = \pm\pi/4$ . Now, a bond  $\langle ij \rangle$  is common to two adjacent plaquettes. If its value, as read counterclockwise from the center of one plaquette, is  $\pi/4$  then its value as read counterclockwise from the center of the adjacent plaquette is  $-\pi/4$ . If we start from one plaquette in which all bond angles are  $\pi/4$  and then add an adjacent plaquette and require that the in the new additional plaquette all bond angles will be of equal value which is set to either  $\pi/4$  or  $-\pi/4$  then we will trivially see the bond common to both plaquettes will force all bonds in the new plaquette to be equal to  $-\pi/4$ . We can then add a new additional plaquette to the last one and repeat the argument. Thus if within the “seed plaquette” (the plaquette situated at the origin of the dual lattice) all gauge invariant bond angles  $\phi_{\langle ij \rangle} = \pi/4$  then any other plaquette lying at a point  $\vec{x} = (x_1, x_2)$  will also saturate the minimum energy bound with all bond angles set to  $[(-1)^{(x_1+x_2)}]\pi/4$ . We could have similarly started with a plaquette at the origin in which all bond angles were  $-\pi/4$ . These are the only two possible “seeds” and the resultant configurations are the only two global ground states. Within these two ground states we find a checkerboard pattern of topological charges: If, in a given plaquette  $R$ , all the gauge invariant bond angles  $\phi_{ij} = \pi/4$  then the vorticity  $m_R = 1$ ; when all  $\phi_{ij} = -\pi/4$  there is no vorticity ( $m_R = 0$ ). The one and zero values of the local vorticities form a checkerboard matrix  $m_{\vec{x}} = \pm\frac{1}{2}(1 + (-1)^{x_1+x_2})$ . This phase is a specific example of a staggered flux phase investigated in the High Temperature Superconductivity literature [25]. An explicit ground state configuration is shown in Fig.(2).

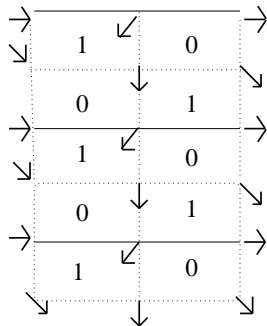


FIG. 2. A ground state of the Fully Frustrated XY model in an explicit gauge. The arrows denote the rotor directions. The numbers (1 or 0) at the centers of the plaquettes denote their topological charge. The solid lines denote anti-ferromagnetic bonds and the dashed lines denote ferromagnetic bonds. Any uniform global rotation will produce another ground state as will an interchange between sites on the two sublattices- a translation by one lattice constant.

To distinguish between the two viable ground states and to highlight their  $Z_2$  symmetry and pinpoint the breaking of this symmetry a staggered magnetization

$$M \equiv \left| \sum_{\vec{x}} (-1)^{x_1+x_2} m_{\vec{x}} \right| \quad (27)$$

is defined [24]. The current patterns within the two different chiral ground states are rotated by  $\pi/2$  relative to each other. Domain walls separate the two checkerboard ground states- these cannot be transformed into each other by a continuous rotation. The walls consist of links which separate two plaquettes with the same sign of the chirality. In some numerical studies the onset of XY symmetry “breaking” is extracted from an analysis of the helicity modulus. As mentioned earlier, the helicity modulus exhibits a universal jump at the Kosterlitz-Thouless transition [26]. The helicity modulus may be measured by applying strains on the Josephson currents [20]. Let us next consider a  $2 \times 2$  block with  $f = 1/2$  everywhere. Such a small fragment is depicted in Fig.(3) where, in the chosen gauge,  $A_{25} = A_{58} = \pi$  with all other  $A_{ij} = 0$ .

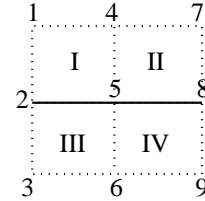


FIG. 3. A  $2 \times 2$  block with  $f = 1/2$ :  $A_{25} = A_{58} = \pi$ .

Within the open boundary condition minimum of this small  $2 \times 2$  block:  $\phi_{21} = \phi_{14} = \phi_{74} = \phi_{87} = \phi_{89} = \phi_{96} = \phi_{36} = \phi_{23} = \cos^{-1}(\frac{2}{\sqrt{5}})$  and  $\phi_{45} = \phi_{52} = \phi_{65} = \phi_{58} = \cos^{-1}(\frac{1}{\sqrt{5}})$ . This state lies in the topological sector ( $m_I = 0, m_{II} = 1, m_{III} = 1, m_{IV} = 0$ ). A similar state appears in the sector  $(1, 0, 1, 0)$ . The energy of these states is  $\epsilon_{0,1,0,1}^{\min} = \epsilon_{1,0,1,0}^{\min} = -4\sqrt{5}$ . The energy per bond in this state is lower than that of the global (entire lattice) ground state minimum. This is hardly surprising: open boundary conditions were placed on this small  $2 \times 2$  block. At worst the energy of this block would have coincided with the global ground state energy.

Let us denote the amount by which the open boundary condition state improves on the global ground state configuration (as placed on this small  $2 \times 2$  block) by

$$\Delta_- = 4\sqrt{5} - 6\sqrt{2} = 0.458991... \quad (28)$$

The minimum of all  $(1, 1, 0, 0)$  or  $(0, 0, 1, 1)$  states is  $\epsilon_{1,1,0,0}^{\min} = \epsilon_{0,0,1,1}^{\min} = -8$  (corresponding to  $\phi_{25} = \phi_{58} = \pi$  with all other gauge invariant bond angles  $\phi_{\langle ij \rangle} = 0$ ). The lowest energies of all other non checkerboard topological sectors are even more elevated than those of the

(1, 1, 0, 0) or (0, 0, 1, 1) sectors. Thus the energy of all non-checkerboard configurations are elevated by at least

$$\Delta_+ = 6\sqrt{2} - 8 = 0.485281... \quad (29)$$

relative to the global ground state configuration.

## V. $Z_2$ SYMMETRY BREAKING IN THE FULLY FRUSTRATED MODEL

All reported here and in the sections to follow is new. We described the ground states of the Fully Frustrated XY model on the square lattice. The topological charges behaved as they should- repelling each other and in the process generating a checkerboard pattern. We now prove that the uniformly frustrated XY model has a  $Z_2$  phase transition: a claim that, till now, has only been verified numerically and suggested by approximate schemes [24]. We show that the existence of a finite temperature phase transition is a consequence of finite energy domain walls between the two ground state domains. Very interesting earlier works examining topological excitations (including domain walls) are found in [27].

### A. Energy Gaps on the Square Lattice

The topological charge sectors' minima are separated from each other by finite energy gaps. For the  $2 \times 2$  block in (Fig. IV) the lowest energy configuration which does not belong to the “good” sectors  $\{m_I = 1, m_{II} = 0, m_{III} = 1, m_{IV} = 0\}$  or  $\{m_I = 0, m_{II} = 1, m_{III} = 0, m_{IV} = 1\}$  topological charge sectors is given by  $\phi_{14} = \phi_{47} = \phi_{78} = \phi_{89} = \phi_{96} = \phi_{63} = \phi_{32} = 0$  and  $\phi_{25} = \phi_{58} = \pi$  and it lies in  $\{m_I = 0, m_{II} = 0, m_{III} = 1, m_{IV} = 1\}$ . The energy of this state is  $E_{0,0,1,1}^{min} = -8$ . Similarly if  $\phi_{25} = \phi_{58} = \epsilon - \pi$  (with  $\epsilon = 0^+$ ) a state of a similar energy lies in  $\{m_I = 1, m_{II} = 1, m_{III} = 0, m_{IV} = 0\}$ .  $E_{1,1,0,0}^{inf} = -8$ . Thus the infimum of the energy in all other “bad” topological charge sectors is  $\epsilon_{bad}^{inf} = -8$ . The  $\{\phi_{ij} = \pm\pi/4\}$  states, although they are the global minima configurations, are not the lowest energy configuration on this fragment of the lattice with open boundary conditions. Nonetheless, these *reference* states lie in the “good sectors”  $\{m_I = 0, m_{II} = 1, m_{III} = 0, m_{IV} = 1\}$  and the  $\{m_I = 1, m_{II} = 0, m_{III} = 1, m_{IV} = 0\}$ . The energy of this state on a  $2 \times 2$  block is  $\epsilon_{1,0,1,0}^{ref} = -6\sqrt{2}$ . In a system with periodic boundary conditions

$$E = \frac{1}{L_c(L_c + 1)} \sum_{\text{Blocks}} \epsilon_\lambda \quad (30)$$

where  $\epsilon_\lambda$  is the net energy of all bonds lying in an  $L_c \times L_c$  block  $\lambda$ . The sum is performed over all overlapping  $L_c \times L_c$  blocks. The multiplicative factor in front stems

from the fact that each bond will be included in the sum  $L_c(L_c + 1)$  times if one were to cover a square lattice, with periodic boundary conditions, with all overlapping  $L_c \times L_c$  blocks. We focus on the simplest case:  $L_c = 2$ . In Eq.(29),  $\Delta_+ \equiv \epsilon_{bad}^{inf} - \epsilon_{1,0,1,0}^{ref}$ , with  $\epsilon^{ref}$  the energy of a *reference* global ground state configuration (i.e.  $\{\phi_{ij} = \pm\pi/4\}$ ) when evaluated on a finite  $L_c \times L_c$  plaquette block. Within each small block  $\lambda$ , for states of the “bad” incorrect topological charge registry:

$$\Delta_+ \leq \epsilon^\lambda[\{m_{x_1 x_2}\} \neq \frac{1}{2}(1 + (-1)^{x_1 + x_2}) \text{ or } \frac{1}{2}(1 + (-1)^{x_1 + x_2 + 1})] - \epsilon^{ref} \quad (31)$$

where, as before,  $(x_1, x_2)$  label the plaquette coordinates in the plane. Averaging the last set of inequalities over the entire lattice ( $\Lambda$ ):

$$E^\Lambda[\{m_{x_1 x_2}\}] \geq E_0^\Lambda + \frac{\Delta_+}{L_c(L_c + 1)} N_b - \frac{\Delta_-}{L_c(L_c + 1)} N_{good} \quad (32)$$

where  $E_0^\Lambda$  is the global ground state energy (of the lattice with periodic boundary conditions),  $N_b$  denotes the number of blocks with incorrect  $\{m_{x_1 x_2}\}$  registry, while  $N_{good}$  denotes the number of  $2 \times 2$  blocks with the correct checkerboard registry. Henceforth, we denote

$$\Delta \equiv \Delta_+ - \Delta_- > 0. \quad (33)$$

Similarly, for the unfrustrated ( $f = 0$ ) system, an  $|m| = 1$  plaquette ( $L_c = 1$ ) with open b.c. is elevated by, at least,  $\Delta = \frac{7}{2}$  relative to the  $m = 0$  ground state configuration. Here we employ the last relation to obtain a lower bound on the energy gap given the number of blocks (plaquettes in the  $f = 0$  case) which do not have the correct topological charge registry (i.e. have nonzero vorticity  $m \neq 0$ ). The reader can see how these bounds may be generalized to higher order commensurate values of  $f$  where the block size  $L_c$  will be larger. These simple inequalities can be seen as a generalization of the Peierls bound [28].

We are now ready to apply the machinery of reflection positivity. Let us quickly outline the underlying logic: We assume that at infinity we have “good”  $g_2$  boundary conditions, by which we mean that one of the two types of topological charge checkerboard configurations will be found. We consequently bound the size of the region that is occupied by the other “good” checkerboard ground state  $g_1$ . In essence, we bound the size of the region separating the two checkerboard configurations; in this region the topological charge configurations are “bad” and costly in energy. The number  $N_b$  of the blocks which have “bad” topological charge configurations is, at least, linear in the perimeter of the regions (*domain walls*) surrounding the  $g_1$  droplets. The correspondence to the Peierls proof of a phase transition in an Ising ferromagnet becomes transparent toward the end of the proof.

We avoid Peierls' contour inversion [28], opting instead for a direct computation of the ratio of partition functions in order to find the probabilities of various contours. We prove, trivially, that at sufficiently low temperatures the energy bounds on the cost of “bad” regions (domain walls) translate into bounds on their probabilities.

### B. Reflection Positivity

We employ Reflection Positivity [29] as applied to a system invariant under a reflection about an axis  $P$  passing through lattice sites. The uninitiated reader is referred to Appendix A for a brief exposure to this technique. We partition the plane into two sides which flank the axis  $P$  (which itself lies along a line of bonds):  $P_{\pm}$ . Let us define  $\mathcal{P}_{\pm}$  as the union of  $P_{\pm}$  with  $P$ . Under reflection about  $P$ :

$$R_p F(\vec{S}(\vec{x}_1), \dots, \vec{S}(\vec{x}_n)) = F(\vec{S}(R_p \vec{x}_1), \dots, \vec{S}(R_p \vec{x}_n)) \quad (34)$$

with  $\vec{x}_i$  planar locations. Thus, under reflection

$$\begin{aligned} R_p A_{ij} &= A_{Ri, Rj}, \quad R_p \theta_i = \theta_{Ri} \\ \text{if } \langle ij \rangle \text{ is vertical: } R_p \phi_{ij} &= \phi_{ij} \\ \text{if } \langle ij \rangle \text{ is horizontal: } R_p \phi_{ij} &= -\phi_{ij}. \end{aligned} \quad (35)$$

For both horizontal and vertical bonds,  $\cos \phi_{ij}$  is invariant under  $R_p$ . Defining

$$B \equiv - \left[ \sum_{\langle ij \rangle \in \mathcal{P}_{\pm}} -\frac{1}{2} \sum_{\langle ij \rangle \in P} \right] \cos \phi_{ij}, \quad (36)$$

the Hamiltonian  $H = B + R_p B$  is manifestly invariant under  $R_p$  (yet the reflected plaquettes correspond to the same frustration  $0 \leq f \leq 1/2$  only when  $f = 0, 1/2$ ). As the sense of the circulation in the sum  $\sum_{\square R} \phi_{ij}$  is fixed over the entire lattice, under  $R_p$ :  $(m_{\vec{x}} - f) \rightarrow -(m_{\vec{x}} - f)$ . For  $f = \frac{1}{2}$ , the vorticities transform as

$$m = -1, 0, 1, 2 \rightarrow 2, 1, 0, -1 \quad (37)$$

under reflections. The correct (ground state pattern) set of topological charges  $\{m_{\vec{x}}\}$  at the various planar locations  $\vec{x}$  is invariant under  $R_p$ . This is to be expected as the energies are unchanged by  $R_p$ - there is no energy increase along the reflection axis  $P$ . When  $f = 0$ , the vorticities transform as

$$m = -1, 0, 1 \rightarrow 1, 0, -1 \quad (38)$$

under  $R_p$ . For  $0 < f < 1/2$ , the quantity  $2\pi[-(m - f)]$  is not an allowed value for the circulation sum. Let us define  $b_k$  as the  $L_c \times L_c$  topological charge pattern about the central plaquette at  $\vec{x}_k$ , and introduce a function  $\omega_{b_k}(\vec{x})$  which is equal to one if  $b_k$  is found within the  $2 \times 2$  block centered about  $\vec{x}$ , and is equal to zero otherwise. Let

us next reflect  $b_k$  to cover the entire lattice  $\Lambda$  and generate a vortex pattern  $C_k$ . One may define a partition function  $(Z_{C_k})$  that is the sum of all of the Boltzmann weights corresponding to these configurations. There are two correct (checkerboard) topological charge configurations within the  $L_c \times L_c$  block; we shall denote these topological charge configuration by  $g_1$  and  $g_2$ . For all faulty (non  $g_1$  or  $g_2$ ) blocks  $b_k$  reflections generate  $N_b > t'N$  faulty  $L_c \times L_c$  blocks within the lattice with  $t' > 0$ . As before, let  $\{\lambda_i\} \equiv$  vortex patterns in the  $L_c \times L_c$  blocks centered about the sites  $i$ , and let  $\{g_1, g_2\}$  denote the two correct (checkerboard) vortex configuration within an  $L_c \times L_c$  block. Note that the set  $\{\lambda_i\}$  consists of all *maximally overlapping*  $L_c \times L_c$  blocks.

### C. The Kaleidoscope Patterns: Energy Gaps on The Reflected Blocks

By repeatedly reflecting any  $L_c \times L_c$  block  $\lambda$  to cover the entire lattice we generate a periodic pattern of repetitive  $2L_c \times 2L_c$  super-blocks. The planes  $P$  may be either vertical or horizontal and for each orientation  $R_p^2 \text{ horizontal} = R_p^2 \text{ vertical} = 1$ . After two reflections by any two parallel planes the original pattern must emerge. Taking note of all possible “bad” (non-checkerboard)  $L_c \times L_c$  blocks one sees that in all cases the global pattern  $C_k$  generated by consecutive reflections contains more bad  $L_c \times L_c$  overlapping blocks than those of the checkerboard type: in Eq.(32)  $N_b > N_{\text{good}}$ . Consequently, the energies of the all repetitive patterns satisfy

$$\begin{aligned} E_{C_k} &> E_0^{\Lambda} + \frac{\Delta}{L_c(L_c + 1)} N_b \\ &> E_0^{\Lambda} + \frac{\Delta}{L_c(L_c + 1)} t'N, \end{aligned} \quad (39)$$

with  $L_c = 2$ , and, as denoted earlier, with the number of bad blocks in each repetitive pattern  $N_b > t'N$ .

### D. Chessboard Estimates

Let us next define an angular volume  $\Omega_{\lambda}$  within a  $L_c \times L_c$  block such that  $\sup_{\theta \in \Omega_{\lambda}} |\theta_i - \theta_i^{\text{ground}}| = \delta$  for all sites  $i$  (where  $\theta_i^{\text{ground}}$  denotes the angular configuration of a global ground state minimum on the entire lattice- the pinned down reference angular configuration with broken global  $Z_2$  and  $U(1)$  symmetries) and, correspondingly,

$$\max_{L_c \times L_c \text{ block partitions } \lambda} \sup \{\epsilon_{\lambda}\} = \epsilon_{\text{ref}} + \epsilon_0. \quad (40)$$

The size of  $\Omega_{\lambda}$  is  $|\Omega_{\lambda}| = (2\delta)^9$ . The volume  $\Omega_{\lambda}$  is strictly contained in a single checkerboard sector. On the fringes ( $\partial\Omega_{\lambda}$ ) of this volume:



$$\epsilon|\partial\Omega_\lambda \leq \epsilon^{ref} + \epsilon_0, \quad (41)$$

with  $\epsilon^{ref}$  the energy of a global ground state configuration when evaluated on a finite  $L_c \times L_c$  plaquette block, and  $\epsilon_0 < \Delta$ . Next, we define a global angular volume  $\Omega$  such that  $\sup_{\theta \in \Omega} |\theta_i - \theta_i^{ground}| = \delta$  for all lattice sites  $i$ . The energy of any global lattice configuration within this volume has an energy which is bounded from above by

$$E_{\partial\Omega} \leq E_0^\Lambda + \frac{N\epsilon_0}{L_c(L_c + 1)}. \quad (42)$$

The definition of  $\Omega$  and  $\Omega_\lambda$  is made possible by the continuity in  $\{\theta_i\}$  of the Hamiltonian in Eq.(1). Now  $[Z_{C_k}/Z_{tot}]$  may be easily bounded at low temperatures

$$\frac{Z_{C_k}}{Z_{tot}} < \frac{Z_{C_k}}{Z_\Omega} < \frac{(2\pi)^N}{(2\delta)^N} \exp\left[-\beta t' N \frac{\Delta - \epsilon_0}{L_c(L_c + 1)}\right] \quad (43)$$

where  $(2\pi)^N$  is the net angular volume of the entire system and  $(2\delta)^N$  is the volume of  $\Omega$ . Here we noted the angular volume of  $C_k$  is bounded by  $(2\pi)^N$ . [30]

Let us define a “logical” test function on a block  $\lambda_i$  centered about site  $i$  by  $F(\lambda_i = g_1, g_2) = 1$  and  $F(\lambda_i \neq g_{1,2}) = 0$  (the reader will note that is merely a variant of  $\omega_{b_k}(\vec{x})$ :  $F = \omega_{g_1} + \omega_{g_2}$ ). Let us furthermore define

$$V(\vec{x}) \equiv \prod_{\vec{x} \in \lambda_i} F(\lambda_i). \quad (44)$$

The region where  $V(\vec{x})$  vanishes defines a domain  $D$ . In the spirit of providing very generous upper bounds, let  $\ell$  denote the outer perimeter of  $D$ , and let us pick merely

$$\ell' \equiv \max\{\text{Int}[\frac{\sqrt{\ell}}{8L_c}], 1\}, \quad (45)$$

non-overlapping faulty  $b_k$  (where  $\text{Int}[\ ]$  denotes the integer part). The probability of a domain  $D$ ,

$$\begin{aligned} \text{Prob}(D) &\leq \max\langle \omega_{b_1}(\vec{x}_1) \dots \omega_{b_\ell}(\vec{x}_\ell) \rangle \\ &\leq \prod_{k=1}^{\ell'} [Z_{C_k}/Z_{tot}]^{W/N} < \exp[-\beta W t \ell'] \end{aligned} \quad (46)$$

with

$$t \equiv [t'(\Delta - \epsilon_0) - \beta^{-1} \ln(\pi/\delta)]/(L_c(L_c + 1)). \quad (47)$$

In the last inequality, the blocks  $\{\lambda_\ell\}$  are chosen to be *non-overlapping*: no spins are shared by two blocks (including the boundaries of the blocks). The second inequality in Eq.(46) followed from reflection positivity. (The reader is referred to equation (70) in Appendix A for details.) Let  $G^i$  ( $i = 1, 2$ ) denote the support of the correct vortex configuration ( $g_i$ ) in a region of any size. Let us assume that at infinity, we have  $G^2$  boundary conditions. The probability of having a domain  $D$  incurred by  $N_{G^1}$  units (in a partitioning of the lattice

to *non overlapping* blocks) of the opposite checkerboard state is bounded by Eq.(46). The bounds on the area covered by the opposite checkerboard state may proceed as in the usual Peierls argument (see Appendix B and Eq.(74) for details), to yield

$$\begin{aligned} r \equiv \langle \frac{N_{G^1}}{N} \rangle &< \sum_{\ell=4L_c, \dots} \ell^2 3^\ell \\ &\times \exp[-\beta W t \max\{\text{Int}[\frac{\sqrt{\ell}}{8L_c}], 1\}]. \end{aligned} \quad (48)$$

The right hand side can be made as small as desired for  $\beta > \beta_c(r)$ . Stronger bounds hold for all other “bad” topological charge configurations. Thus, at sufficiently low temperatures, a spontaneous symmetry breaking is sparked by applying boundary conditions at infinity.

Analogously, for  $f = 0$ , the fraction of  $|m| = 1$  vortices (which, for  $L_c = 1$ , are elevated by at least  $\Delta = 7/2$  relative to the lowest lying  $m = 0$  configuration) is bounded from above by arbitrary, exponentially small, numbers at sufficiently low temperatures: “pair annihilation”.

Here we avoid the contour flipping algorithm of the standard Peierls argument by use of Reflection Positivity to bound  $\text{Prob}(D)$  in Eq.(46). We kept  $L_c$  general (and have not explicitly set  $L_c = 2$ ) in order to suggest other plausible extensions (not hinging on Reflection Positivity) to other values of  $f$  for which  $L_c$  will be larger). To emphasize- in this proof a necessary (but not sufficient requisite) is to establish a gap between the minimum energy per site of “bad” topological configurations on the  $L_c \times L_c$  block with open boundary conditions and thermodynamic limit ground state tiling the entire plane belonging to the “good” topological sector (which we dubbed the “reference” state). In general, the open boundary condition minimum on  $\lambda$  will not tile the entire plane and will produce a slightly lower ground state energy per site than the ground state of the entire lattice.

## VI. AN ALTERNATIVE PROOF

The reader might be a bit dismayed that our proof seems to rest on the relatively fortuitous event that for the small  $L_c = 2$  the gap  $\Delta \equiv \Delta_+ - \Delta_- > 0$ . Had this not been the case we might have been required to compute energies on much larger  $L_c \times L_c$  blocks. Moreover, in the previous proof, in subsection(V C), an explicit check that the number of bad blocks  $N_b$  is greater than the number of good blocks was necessary for the configurations generated by consecutive reflections of  $\{b_k\}$  to cover the entire lattice. Here we show that this is not the case when attacking the problem along a slightly disparate path. In the spirit of Eqs.(36,57) let us define

$$\epsilon_{\lambda'} \equiv \sum_{\langle ij \rangle \in R} \cos \phi_{ij} - \frac{1}{2} \sum_{\langle ij \rangle \in \partial \lambda'} \cos \phi_{ij} \quad (49)$$

for each  $s \times s$  block  $\lambda'$  (with an arbitrary integer  $s > 1$ ) such that

$$E = \sum_{\lambda'} \epsilon_{\lambda'} \quad (50)$$

in a partition of the lattice with “marginally” non overlapping blocks  $\lambda'$  (nearest neighbor blocks share only a common boundary  $\partial\lambda'$ ). The form Eq.(49) is particularly suited for Reflection Positivity treatments. Note that the open boundary condition ground state  $\{\theta_i\}$  of  $\epsilon_{\lambda'}$  on the block  $\lambda'$  (the previous “reference state”) may be repeatedly reflected (as  $f = 1/2$  is congruent to  $(-f)$ ) along the boundaries  $\partial\lambda'$  to tile the entire plane. Thus the open boundary condition minimum on the small block is, in this case, a portion of the global ground state.

Now, a finite energy gap  $\Delta > 0$  (necessitated by our definition of “bad” and “good” topological sectors) separates the various “bad” topological charge configurations (which do not contain a ground state of  $\epsilon_{\lambda'}$  on the finite  $s \times s$  slab with open boundary conditions) and the ground state value of  $\epsilon_{\lambda'}$ . The reader might recognize  $\Delta$  as none other than  $\Delta_+$  for the particular case  $s = L_c$  as defined for the energy in Eq.(49). In computing the probability of a domain  $D$  we note that net domain size  $N'_b$  depends on how we partition the plane into marginally non overlapping blocks  $\lambda'$ . If, in a partitioning of a lattice into maximally overlapping blocks  $\{\lambda\}$ , we find  $N_b$  faulty blocks of the incorrect topological charge registry then in the optimal partitioning of the lattice into marginally non overlapping blocks  $\{\lambda'\}$  we will find, at least,

$$N'_b = \text{Int} \left[ \frac{N_b + s^2 - 1}{s^2} \right] \quad (51)$$

faulty blocks  $\{\lambda'_b\}$ . Consequently, in Eq.(47), we may substitute

$$\Delta \rightarrow \frac{\Delta}{s^2} \quad (52)$$

and repeat the previous arguments of section (V).

Although, in the above, we focused attention on  $s \times s$  square blocks, we could have chosen  $\lambda'$  to be a domino: the minimal  $(2 \times 1)$  plaquette configuration. There are two checkerboard  $g_{1,2}$  states (the sectors  $(m_1, m_2) = (1, 0)$  or  $(0, 1)$ ) within the domino and all of our arguments may be reproduced with the factor  $s^2$  of Eqs.(51-52) replaced by the area of the domino (two plaquettes).

## VII. THE STANDARD XY MODEL- A PROOF OF VORTEX CONFINEMENT

We may similarly bound the number of radius  $r$  vortices ( $r \gg 1$ ), which were defined previously, within the unfrustrated system. When  $r \gg 1$  the energy penalty is no longer a mere  $7/2$  J as it was for a vortex of size  $r = 1$

(which was immediately adjacent to an antivortex), but rather a forbidding logarithmic function of  $r$ . Employing the Reflection Positivity inequality Eq.(65) with the energy penalty associated with the large radius vortex of Eq.(25), the probability of a vortex of size  $r$

$$\text{Prob}(r - \text{vortex}) < (r_1/r)^{\beta W K_1}, \quad (53)$$

where, we once again employed the fact that the volume of the state generated by repeated reflections of the radius  $r$  vortex to cover the entire plane has an angular volume which is trivially bounded by  $(2\pi)^N$ . This probability can be made as small as desired at sufficiently low temperatures (large  $\beta$ ). The probability of a radius  $r$  vortex drops algebraically with  $r$ : There are no “real” macroscopic vortices at sufficiently low temperatures.

## VIII. KALEIDOSCOPE FIELD PATTERNS

Although in many instances (e.g. uniform non commensurate  $f$ ) the determination of the exact ground state is nontrivial there are several exceptions to the rule.

If the frustrations  $\{f_{\lambda'}\}$  form a kaleidoscope pattern—i.e. if they may be generated, starting from an arbitrary sequence of frustrations in a small region, by consecutive reflections in different planes to cover the entire lattice, then a ground state may also be formed by the same sequence of reflections. Let us now “elaborate” and prove this statement. Let  $\lambda'_1$  be a block spanning one or more plaquettes on which the frustrations at the different plaquettes are arbitrary. If the block is of finite size then the determination of the exact open boundary condition minimum of the energy functional  $\epsilon_{\lambda'_1}$  defined in Eq.(49) will yield an angular configuration(s)  $\{\theta_i\}$  on  $\lambda'_1$ . Now let us invert the frustrations and set  $f_{\lambda'_2} = -f_{\lambda'_1}$  for the block  $\lambda'_2$  which is the mirror image of  $\lambda'_1$  about a plane  $P_1$  which passes through one of the edges of  $\lambda'_1$ :  $\lambda'_2 = R_{P_1} \lambda'_1$ . We now note that the open boundary condition minimum of  $\epsilon_{\lambda'}$  on the fused super-block  $\lambda'_1 \cup \lambda'_2$  must satisfy  $\min\{\epsilon_{\lambda'_1 \cup \lambda'_2}\} = \min\{\epsilon_{\lambda'_1} + \epsilon_{\lambda'_2}\} \geq [\min\{\epsilon_{\lambda'_1}\} + \min\{\epsilon_{\lambda'_2}\}]$ , yet just such a configuration saturating the lower bound with an energy  $[\min\{\epsilon_{\lambda'_1}\} + \min\{\epsilon_{\lambda'_2}\}]$  may be constructed. To do so we may simply leave the original angular configuration  $\{\theta_i\}$  for all sites  $i$  within the block  $\lambda'_1$  untouched and set  $\theta_i = \theta_{R_{P_1} i}$  for all sites  $i$  in the reflected block  $\lambda'_2$ . We may now choose a different plane  $P_2$  and keep repeating the process until  $\lambda'_1 \cup \lambda'_2 \cup \lambda'_3 \cup \dots$  spans the entire lattice. Perhaps the simplest realizations of such ground states are the staggered flux phases (of which the  $f = 1/2$  ground state hitherto considered is a special example). As other realizations we may consider systems in which the frustration

$$f_{\vec{x}} = f \sin\left(\frac{\pi x_1}{n}\right) \sin\left(\frac{\pi x_2}{n}\right) \quad (54)$$

for all plaquettes  $\vec{x}$  within the dual lattice with an arbitrary  $f$  and a finite integer  $n$ . Here  $\lambda'_1$  is the elementary  $n \times n$  block. Any reflection of the frustrations  $f_{\vec{x} \in \lambda'_i}$  inverts their sign on the sites  $R_p \vec{x}$  which lie in  $\lambda'_{i+1}$ . Many systems, such as that of Eq.(54), are reflection positive and a proof of a finite temperature ordering similar to that for  $f = 1/2$  follows.

## IX. GENERALIZED $Z_K$ SYMMETRY AND MAGNETIC GROUPS

For a uniform frustration  $f = p/q$  with relatively prime  $p, q \geq 3$ , the topological charge ground state consists of repetitive units extending  $k_1, k_2$  units along the  $x_1, x_2$  axis respectively. By translating the origin in the covering of the lattice by non overlapping blocks, we may generate  $k = k_1 k_2$  ground state configurations within the repetitive blocks. To describe this viable translational  $Z_{k_1} \otimes Z_{k_2}$  symmetry, we may extend the definition of the  $Z_2$  order parameter previously defined:

$$M_k \equiv \left| \sum_{\lambda} \sum_g \omega_g(\lambda) \exp[2\pi i g/k] \right|, \quad (55)$$

where the sum is now over non overlapping blocks  $\lambda$  and possible ground state topological charge sectors  $g$ . As before,  $\omega_g(\lambda) = 1$  if the pattern  $b_g$  appears in  $\lambda$  and is zero otherwise. We may similarly define the two block correlator  $\langle \omega_i(\lambda) \omega_j(\lambda') \rangle$  for two blocks  $\lambda$  and  $\lambda'$  appearing in a partitioning of the lattice into non overlapping blocks. In the limit  $q \rightarrow \infty$  (irrational  $f$ ) the discrete translational symmetry transforms into a continuous symmetry

$$Z_{k_i} \rightarrow_{k \rightarrow \infty} O(2), \quad (56)$$

and the translational symmetry group becomes the symmetry group of the two-torus.

The  $Z_2$  and  $O(2)$  symmetries present in the  $f = 1/2$  case become two  $O(2)$  symmetries in the limit of large  $q$  (continuous  $f$ ). Physically, all possible translations of a given ground state configuration amount to a rotation of the spins by an all possible angles. One might speculate that perhaps for irrational  $f$ , there is no finite temperature vortex ordering (no explicit  $Z_{k_i} \rightarrow O(2)$  symmetry breaking) but rather a finite temperature Kosterlitz-Thouless like transition (in which the vortex ordering “almost” breaks an  $O(2)$  translational symmetry but not quite) [34]. Such a viable link between the degeneracy amongst states generated by displacements and those created by global rotations is also found elsewhere. In the Quantum Hall problem, the degenerate states may be labeled in terms of their angular momentum quantum numbers or, alternatively, by their magnetic translation operator eigenvalues. On a lattice (the Hofstadter problem) the correct degeneracy is easily read off in terms of the magnetic translation operators; the flux piercing the

fundamental cell is an integer multiple of the elementary fluxon. An irrational flux  $f$  might lead to an effective loss of commensurability effects (the size of the elementary cell becomes of the order of the system size) and the equivalence between those degeneracies spawned by translations and those created by rotations may be restored. The sole (albeit important) distinction between the Quantum Hall problem and the frustrated XY model is that in the latter the magnitude of the wavefunction is pinned,  $|\psi(\vec{x})| = 1$ , whereas in the Quantum Hall problem both phase and amplitude vary.

In addition to the trivial  $Z_{k_i}$  groups generated by displacements, one finds in certain instances a greatly enhanced symmetry group. The ground states of the frustrations  $f = 1/3$  and  $f = 1/4$  are a case in point [37]. Here a multitude of “zero-energy domain walls” appear. Phrased in our language this implies that nontrivial coverings of the lattice are possible such that within all overlapping blocks  $\lambda$  we find the reference global ground state minimum configuration. At low temperatures the infinite degeneracy is lifted by the free energy of spin waves.

## X. ISOTROPIC TO NEMATIC TRANSITIONS

Just as we were able to bound, at low temperatures, the number of free vortices within the unfrustrated XY model we may also prove that free disclinations in liquid crystal system must condense at sufficiently low temperature; such a confinement of disclinations occurs in the transition between the isotropic and nematic (or “topologically” ordered [31]) phases. Similar arguments apply for other systems having other order parameter symmetries. Within the (unfrustrated) XY model, the  $O(2)$  vortices are elevated by a finite amount relative to the ground state. Similarly within lattice models of liquid crystals the  $RP^2$  topological defects (disclinations) of the headless director fields  $\vec{n}$  must incur an energy cost relative to the defect free ground state. This fused with a Reflection Positivity symmetry which is present in many of these models (for some lattice models see [31,32]) allows one to set bounds, via chessboard estimates, on the frequency of disclinations at sufficiently low temperatures. Analogously, one may examine an analogue of the Fully Frustrated XY model: a nematic on a lattice having half an  $RP^2$  fluxon thread each of its plaquettes. Similar arguments may be used to bound the frequency and size of topological defects associated with different systems.

The chessboard estimates might find a natural arena in many of the lattice gauge theories. For instance, lower, area law, bounds on the Wilson loops in  $Z_2$  lattice gauge models may be immediately derived- no high temperature expansions are necessary to prove this point. These bounds follow effortlessly from Reflection Positivity inequalities, Eqs.(64,65,70): The Wilson loop is the quantity appearing on the right hand side of these inequalities

and the identity  $\sigma^2 = 1$  ( $A = \prod_{\square} \sigma$ ) may be employed for the repeated (reflected) elements of  $Z_2$  appearing on the right hand side to prove a lower, area law, bound.

## XI. CONCLUSIONS

We presented a theoretical study of the XY model with specific emphasis on the fully frustrated case. The main result is a proof of the existence of a  $Z_2$  symmetry breaking transition within the fully frustrated XY model consistent with previous numerical results available in the literature. We further discussed extensions of the methods employed to other arenas and models (confinement of disclinations in the isotropic to nematic transition, topological charge orders in various XY models and bounds on vortices within the unfrustrated XY model).

## ACKNOWLEDGMENTS

The author gratefully acknowledges many useful discussions with A. Auerbach, L. Chayes, and J. Zaanen. This research was supported by FOM.

## XII. APPENDIX A: WHAT IS REFLECTION POSITIVITY?

Reflection Positivity has long been a weapon reserved for the cabinets and drawers of MPs (Mathematical Physicists). Our simple minded nuts and bolts approach presented below is geared toward our very specific limited set of problems and is quite superficial. It does the field no justice. For a more detailed and rigorous exposition the reader is referred to [29].

Let us partition the plane into two sides which flank an orthogonal bisecting plane  $P$  (which itself lies along a line of bonds):  $P_{\pm}$ . Define  $\mathcal{P}_{\pm}$  as the union of  $P_{\pm}$  with  $P$ . In a Reflection Positive system, there exists an operator  $B$  such that the Hamiltonian may be expressed as

$$H = B + R_P B. \quad (57)$$

As noted earlier in the text, the Reflection operator  $R_P$  about the plane  $P$  is defined by

$$R_P F(\vec{S}(\vec{x}_1), \dots, \vec{S}(\vec{x}_n)) = F(\vec{S}(R_P \vec{x}_1), \dots, \vec{S}(R_P \vec{x}_n)) \quad (58)$$

where  $\vec{x}_i$  denotes the planar location of site  $i$ . [33]

The basic inequality: The thermal average

$$\langle \mathcal{O} R_P \mathcal{O} \rangle \geq 0 \quad (59)$$

for all operators  $\{\mathcal{O}\}$ . (In other words, such thermal averages behave like inner products in a “positive” sense.)

Proof: Let us write the thermal average longhand

$$\langle \mathcal{O} R_P \mathcal{O} \rangle = Z^{-1} \sum_{\{\vec{S}_i\} \in P_+} \sum_{\{\vec{S}_i\} \in P_-} \sum_{\{\vec{S}_i\} \in P} \mathcal{O} R_P \mathcal{O} \exp[-\beta(B + R_P B)], \quad (60)$$

where the partition function  $Z > 0$ . Thus the sign of the thermal average is sign of the multiple sum which, by symmetry, may be folded back onto one half plane to become a sum of squares when  $\{\mathcal{O}\}$  is a local operator defined on  $P_+$  or on  $P_-$ . Let  $F \equiv \mathcal{O} \exp[-\beta B]$  be an operator on  $P_+$ . Let us explicitly segregate the spin arguments in  $P_+$  which correspond to spins lying on  $P$  (which we shall denote by  $\{S(\vec{x}_j)\}$ ) and those that lie in  $P_+$  (labeled by  $\{S(\vec{x}_i)\}$ ). Note that (Eq.(58))  $R_P F$  on  $P_-$  is identical to  $F$  on  $P_+$ . Thus Eq.(60) reads

$$Z^{-1} \sum_{\{\vec{S}_j\} \in P} \left[ \sum_{\{\vec{S}_i\} \in P_+} F(\{\vec{S}(\vec{x}_i \in P_+)\}, \{\vec{S}(\vec{x}_j \in P)\}) \right]^2 \geq 0, \quad (61)$$

which proves the principal Eq.(59). Inserting  $\mathcal{O} = A - B \langle BR_P A \rangle / \langle BR_P B \rangle$  in Eq.(59), a Schwarz inequality

$$\langle AR_P B \rangle^2 \leq \langle AR_P A \rangle \times \langle BR_P B \rangle \quad (62)$$

results. Setting  $\mathcal{O} = A - \langle A \rangle$  in Eq.(59) (or  $B = 1$ )

$$\langle A \rangle^2 \leq \langle AR_P A \rangle. \quad (63)$$

We remark that this general inequality immediately implies that opposite topological charges always bind [35]- a similar yet weaker version of the relations derived in [36]. We may repeat the last step  $n$  times in a row to get

$$\langle A \rangle^{2^n} \leq \langle A(R_{P_1} A(R_{P_2} A(\dots R_{P_n} A)\dots)) \rangle. \quad (64)$$

If we set the size of the system to be  $N = 2^n$  then the last inequality would imply that

$$\langle local A \rangle \leq \langle Reflected A \rangle^{(W/N)} \quad (65)$$

where *local*  $A$  denotes the local function  $A$  and *Reflected*  $A$  denotes the function  $A$  generated by consecutive reflections of  $A$  in different planes, until it covers the entire lattice. We have more cautiously inserted a constant  $W$  instead of one. The functions  $A$  that were of interest to us were local test functions that were equal to one if a specific local configuration was found and were zero otherwise. In this manner the probability of finding certain necessarily “bad” configurations, lying on the interface between the two ground state domains, may be bounded. Here the thermal average  $\langle A \rangle$  is the probability that such a “bad” configuration would be found.

$$\langle Reflected A \rangle = \frac{Z_{Reflected A}}{Z} \quad (66)$$

where  $Z_{Reflected A}$  is the sum of all Boltzmann weights corresponding the Reflected  $A$  configuration which spans

the entire lattice, and  $Z$  is, as usual, the sum of all Boltzmann weights- the partition function. Eqs. (65) and (66) bound the probabilities of certain local configurations.

We will now fortify and extend these relations to reach the more sophisticated inequality (Eq.(70)) employed in our proof. Suppose that  $A_1$  denotes the observation of a certain local configuration about point  $\vec{x}_1$  while  $A_2$  denotes the test function for another configuration being seen at  $\vec{x}_2$ . By the Schwarz inequality (Eq.(62))

$$\langle A_1 A_2 \rangle^2 = \langle A_1 R_p \bar{A}_2 \rangle^2 \leq \langle A_1 R_p A_1 \rangle \times \langle A_2 R_p A_2 \rangle, \quad (67)$$

where  $\bar{A} \equiv R_p A$ . We now repeatedly apply Eq.(63) (as in Eq.(64)) to the right hand side of Eq.(67) to obtain

$$\langle A_1 A_2 \rangle \leq \langle \text{Reflected } A_1 \rangle^{(W/N)} \times \langle \text{Reflected } A_2 \rangle^{(W/N)}, \quad (68)$$

which may be followed by an insertion of the identity in Eq.(66). For the correlation function of three local configuration test functions we may note that

$$\langle A_1 A_2 A_3 \rangle^3 = \langle (A_1 A_2) R_p \bar{A}_3 \rangle \times \langle (A_1 A_3) R_p \bar{A}_2 \rangle \times \langle (A_2 A_3) R_p \bar{A}_1 \rangle, \quad (69)$$

i.e. a product of terms of the form  $\langle A R_p B \rangle$ . We may consequently apply the Schwarz inequality, as was done in Eq.(67), and then invoke Eq.(66) to get a simple extension of Eq.(68). Thus, as the reader can see, for the  $\ell$ -th order correlator we have

$$\langle \prod_{i=1}^{\ell} A_i \rangle \leq \prod_{i=1}^{\ell} \left[ \frac{Z_{\text{Reflected } A_i}}{Z} \right]^{W/N}. \quad (70)$$

Eqs.(70) are a central result. With these relations (the *chessboard estimates*), local correlations (appearing on the left-hand side) may be efficiently bounded in terms of global events (which form the right-hand side).

### XIII. APPENDIX B: CONTOUR ARGUMENTS

In a two dimensional nearest neighbor Ising system the probability of having a certain specific contour of length  $\ell$  separating an island of “-” (“ $N''_{G_1}$ ”) spins in a sea of “+” spins (or vice versa) is bounded by  $\exp[-2\beta J\ell]$  when the exchange constant units are restored. Here we repeat a variant of the standard Peierls argument for the benefit of our readers. Let us assume that there are “+” conditions at infinity. We may evaluate the probability that the lattice site  $\vec{x} = 0$  is occupied by a “-” spin. To have a minus spin at the origin there must be at least one contour  $\Gamma$  encircling the site 0.

$$\text{Prob}(S(\vec{x} = 0) = -1) \leq \sum_{\Gamma \text{ enc. } 0} \text{Prob}(\Gamma) \quad (71)$$

The probability of a given contour  $\Gamma$  of length  $\ell$ :

$$\text{Prob}(\Gamma) = \frac{Z_{\Gamma}}{Z} < \frac{Z_{\Gamma}}{Z_{\Gamma \text{ flipped}}} = \exp[-2\beta J\ell], \quad (72)$$

where  $Z_{\Gamma \text{ flipped}}$  is the sum of Boltzmann weights over all spin configurations in which the contour  $\Gamma$  is flipped: All of the spins inside  $\Gamma$  are flipped with all other spins in the system are untouched. The energy of each individual configuration summed upon in  $Z_{\Gamma}$  is exactly  $2J\ell$  higher than that configuration in which  $\Gamma$  is flipped- whence the second equality in Eq.(72) follows. A moment’s reflection reveals that  $Z_{\Gamma \text{ flipped}}$  only contains a subset of all the terms which are present in  $Z$  and consequently  $Z_{\Gamma \text{ flipped}} < Z$ , implying the inequality in Eq.(72). Eq.(71) implies that

$$\text{Prob}(S(\vec{x} = 0) = -1) < \sum_{\ell=4,6,\dots} n(\ell) \exp[-2\beta J\ell]. \quad (73)$$

We now bound the number,  $n(\ell)$ , of contours of specified length  $\ell$ . This number is bounded from above by the number of unrestricted random walks of length  $\ell$ . If given a unique starting point, the number of non-backtracking random walks of length  $\ell$  on the square lattice is bounded by  $4 \times 3^{\ell-1}$ . The number of possible starting points for a random walk enclosing the origin ( $\vec{x} = 0$ ) is strongly bounded by the area enclosed by the contour. For a given contour length  $\ell$  this maximal area is  $(\ell/4)^2$ , corresponding to a square of side  $(\ell/4)$ . Bounding this maximal area by  $(3\ell^2/4)$  provides a very generous over estimate.

Fusing all of the bounds together:

$$\text{Prob}(S(\vec{x} = 0) = -1) < \left\langle \frac{N_{G_1}}{N} \right\rangle < \sum_{\ell=4,6,\dots} \ell^2 3^{\ell} \exp[-2\beta J\ell]. \quad (74)$$

The last sum can be made smaller than  $1/2$  (indicating symmetry breaking) for sufficiently large  $\beta$  (low temperatures). The proofs presented for the XY models (subsection(VB)) rest on the same logic with the twist that the contour inversion probability bounds (Eq.(72)) are replaced by the Reflection Positivity inequality of Eq.(70).

- 
- [1] N. D. Mermin and H. Wagner, Phys. Rev. Lett. **17**, 1133 (1966)
  - [2] S. Coleman, Comm. Math. Phys. **31**, 259 (1973)
  - [3] Z. Nussinov, cond-mat/0105253
  - [4] J. M. Kosterlitz and D. Thouless, J. Phys. C **6**, 1181 (1973)
  - [5] V. J. Berezinsky, Ph. D. Thesis, Sov. Phys.- JETP **32**, 493 (1971); Sov. Phys. JETP **34**, 610 (1972)
  - [6] S. E. Korshunov, Phys. Rev. Lett. **88**, 167007 (2002); P. Olsson and S. Teitel, cond-mat/0304593

- [7] In a continuous quantum system, the amplitude of the wavefunction  $|\psi(\vec{x})|$  vanishes at all singular points (e.g. vortices) to effectively excise these points so that a wave function may be globally defined. For the most part, we will consider an effective underlying lattice on which the modulus of the wave function is constant; the plaquette “vortices” fall in between the lattice sites. There are no true singularities for such lattice systems.
- [8] Y. Aharonov and D. Bohm, Phys. Rev. **115**, 485 (1959)
- [9] Note that previously we had  $2N - \{A_{ij}\}$ s (in a system with periodic b.c.) As noted earlier, in a system with open boundary conditions there are  $(2L^2 + 2L)$  bond angles  $\{\phi_{ij}\}$ . Subtracting from this quantity the total number of constraints (of net circulation about each plaquette),  $N = L^2$ , we are left with  $[(L+1)^2 - 1]$  degrees of freedom. The latter quantity can be interpreted as the total number of spins minus one global rotation. The spectrum (Eq.(1)) is a continuous function of these.
- [10] In varying  $f \rightarrow f + \Delta f$ , an extensive number  $\mathcal{O}(L^2)$  of link variables  $\{A_{ij}\}$  are altered. More formally, for each of the  $N$  link variables  $A_{ij}$ , the continuity of  $E_{ground}(\{A_{ij}\})$  implies that for a *given* individual bond  $\langle ij \rangle$  (for which  $A_{ij}$  appears in the argument of a *single* cosine function out of the extensive sum of Eq.(1))

$$\begin{aligned} & \forall |A_{ij} - A'_{ij}| < \delta_{ij} \\ & \exists |E_{ground}(\{A_{ij}\}) - E_{ground}(\{A'_{ij}\})| < \epsilon_{ij}. \end{aligned} \quad (75)$$

We may now tackle the multi-bond problem by employing  $\sum_{\alpha} |a_{\alpha}| \geq |\sum_{\alpha} a_{\alpha}|$ . This implies that

$$\begin{aligned} & \forall |A_{ij} - A'_{ij}| < \delta_{ij} = \mathcal{O}(\delta) \\ & \exists \frac{1}{N} |\Delta E^{ground}(f)| < \frac{1}{N} \sum_{ij} \epsilon_{ij} = \mathcal{O}(\epsilon) \end{aligned} \quad (76)$$

where the sum now spans all bonds  $\langle ij \rangle$ .

- [11] A. Vallat and H. Beck, Phys. Rev. Lett. **68**, 3096 (1992)
- [12] For a system with periodic boundary conditions, there are  $N = L^2$  circulation constraints of the form in Eq.(4) and  $2L^2$  gauge variables  $\{A_{ij}\}$ . This leaves us with  $N$  independent gauge variables  $\{A_{ij}\}$ . Now imagine fixing  $N$  arbitrary  $\{A_{ij}\}$  such that no three variables are common to the same plaquette. After such a gauge fixing procedure, the remaining  $N$  dependent gauge link variables are fixed by the circulation sums of Eq.(4). Now consider shifting the flux threading each plaquette  $\Phi \rightarrow \Phi + n\Phi_0$ , or, equivalently, the frustration  $f \rightarrow f + 2\pi n$ , with an integer  $n$ . This amounts, in a given gauge, to changing the  $N$  dependent gauge link variables by an integer multiple of  $2\pi$ . By the periodicity of the cosine interaction, the spectrum will remain trivially invariant.
- [13] The following is standard. The kinetic energy

$$E_{kin} = \frac{1}{2} \int \rho(\vec{x}) v^2(\vec{x}) d^2x = \frac{1}{8\pi} \int \frac{mc^2}{4\pi ne^2} (\nabla \times H)^2 d^2x \quad (77)$$

where we invoked Ampere’s law  $\nabla \times H = \frac{4\pi}{c} \vec{j}$ . The energy (kinetic + field) of a vortex line of length  $L$

$$E = \frac{L}{8\pi} \int d^2x [H^2(\vec{x}) + \lambda_L^2 (\nabla \times H)^2] \quad (78)$$

where  $\lambda_L^2 = mc^2/(4\pi ne^2)$  marks the ratio between the kinetic energy and the magnetic energy. The resulting variational (London) Eq. for the field configuration reads

$$\vec{H} + \lambda_L^2 \nabla \times (\nabla \times \vec{H}) = 0 \quad (79)$$

A vortex may be described by a source term,

$$\vec{H} + \lambda_L^2 \nabla \times \nabla \times H = q_0 \hat{z} \delta^2(\vec{x}) \quad (80)$$

with  $q_0$  the flux. In cylindrical coordinates

$$H_z - \frac{\lambda_L^2}{r} \frac{d}{dr} \left( r \frac{dH_z}{dr} \right) = q_0 \delta^2(\vec{x}). \quad (81)$$

The solution with the required singular behavior near the origin is

$$H_z = \frac{q_0}{2\pi\lambda_L^2} K_0\left(\frac{r}{\lambda_L}\right), \quad (82)$$

with  $K_0$  a Bessel function. If there are two vortices then on the right hand side of the London equation we should insert two source terms:  $\hat{z}[q_1 \delta^2(\vec{x} - \vec{x}_1) + q_2 \delta^2(\vec{x} - \vec{x}_2)]$ . The corresponding solution is a simple super-position,

$$H_z = \frac{1}{2\pi\lambda_L^2} [q_1 K_0\left(\frac{|\vec{x} - \vec{x}_1|}{\lambda_L}\right) + q_2 K_0\left(\frac{|\vec{x} - \vec{x}_2|}{\lambda_L}\right)]. \quad (83)$$

Inserting this in Eq.(78), the interaction energy

$$\frac{E^{12}}{L} = 2 \left( \frac{q_1 q_2}{(4\pi\lambda_L)^2} \right) K_0\left(\frac{|\vec{x}_1 - \vec{x}_2|}{\lambda_L}\right). \quad (84)$$

Asymptotically,

$$\begin{aligned} K_0(x) & \sim \ln\left(\frac{1}{x}\right) \quad (x \ll 1) \\ K_0(x) & \sim \sqrt{\frac{\pi}{2x}} \exp[-x] \quad (x \gg 1). \end{aligned} \quad (85)$$

$K_0(x)$  is monotonically decreasing with  $x$  leading, at all distances, to an attractive/repulsive forces between opposite/identical poles. The top (small  $x$ ) form of Eq.(85) is the one encountered in this work. We identify the length scale appearing in the argument of the logarithm of our continuum limit treatment with the screening length  $\lambda_L$  - tending to the system size in the absence of screening.

- [14] A. M. Polyakov “Gauge fields and Strings”, Harwood Academic Publishers (1987).
- [15] We also note that at a complete extreme- if the requirement electronic quantum mechanical wavefunction have a fixed amplitude  $|\psi(\vec{x})| = 1$  were relaxed then instead of a phase only model we would arrive, in the continuum limit (replacing the cosine by a covariant gradient  $D_\mu = \partial_\mu - i(e^*/c)A_\mu$ ), at the Quantum Hall problem. The Laughlin like wavefunction that we found in Eq.(20) is to be expected.  $\psi(z)$  was a function of a single spinless electronic coordinate the in the background of topological charges incurred by the other (formally “frozen”) electrons. (This is, of course, merely formal and not a valid physical procedure for the system of identical particles.) The charge  $q$  plays the role of the inverse filling fraction  $\nu^{-1}$ . If the amplitude of the wavefunction is allowed to vary (or, equivalently, if the phase  $\phi_{ij}$  is allowed to become complex subject only a spherical (large  $n$ ) constraint  $\langle |\phi_{ij}|^2 \rangle = 1$ ) then the problem becomes Gaussian. Alexander [38] has shown that in this approximation the system is described by the Harper Eq. [39], [40].

- [16] Note that if this plaquette was immersed in a lattice in which all other spins  $i$  apart from those belonging to our plaquette point in the same direction ( $\theta_i = \text{const}$ ) then an antivortex of strength  $m = -1$  would appear immediately adjacent to it. Vortex neutrality is strictly enforced in any system with periodic boundary conditions (of which the condition  $\theta_i = \text{const}$  is one extreme example allowing a  $3 \times 3$  plaquette system to be wrapped around a two-torus).
- [17] C. Itzykson and J-M. Drouffe “Statistical field theory”, Cambridge University Press (1989)
- [18] J. Villain, J. Physique **36**, 581 (1975); J. V. Jose, L. P. Kadanoff, S. Kirkpatrick and D. R. Nelson, Phys. Rev. B **16**, 1217 (1977)
- [19] W. Stephan and B. W. Southern, cond-mat/0009115
- [20] J. P. Straley and G. M. Barnett, Phys. Rev. B **48**, 3309 (1993)
- [21] T. C. Halsey, Phys. Rev. Lett. **55**, 1018 (1985)
- [22] As mentioned earlier, one way of describing a uniformly frustrated spin model is in terms of parallel transport on a sphere. Consider a three-spin  $\vec{S}(\vec{x})$  with the

$$H = - \sum_{\langle \vec{x}, \vec{y} \rangle} \vec{S}(\vec{x}) \circ \vec{S}(\vec{y}) \quad (86)$$

where the  $\circ$  operation denotes the scalar product between a spin  $\vec{S}(\vec{x})$  rolled on a sphere of radius  $R = \theta^{-1} \sim f^{-1/2}$  to a neighboring site  $\vec{y}$  and the spin  $\vec{S}(\vec{y})$  situated at  $\vec{y}$ . If the frustration is uniform then, in momentum space, a viable representation is

$$H = \frac{1}{2N} \sum_{\vec{k}} S_i(\vec{k}) v_{ij}(\vec{k}) S_j(-\vec{k}) \quad (87)$$

where

$$\mathbf{v}_{ij}(\vec{k}) = - \begin{pmatrix} A & 0 & -D \\ 0 & B & -E \\ D & E & C \end{pmatrix}$$

with

$$\begin{aligned} A &= \cos \theta \cos k_1 + \cos k_2, \quad B = \cos k_1 + \cos k_2 \cos \theta \\ C &= \cos \theta \sum_{l=1}^2 \cos k_l, \\ D &= i \sin \theta \sin k_1, \quad E = i \sin \theta \sin k_2. \end{aligned} \quad (88)$$

Locally, within the tangential spin coordinate system of the sphere, the spin has two components.

- [23] For infinitesimal  $\Delta E$ , a simple calculation reveals that the fraction of unfrustrated ( $f = 0$ ) XY states having energies between the ground state energy  $E_{\text{ground}}$  and  $E_{\text{ground}} + \Delta E$  relative to the net “phase space” volume  $(2\pi)^N$  is trivially  $\text{fraction} \approx (\frac{\Delta E}{2\pi J})^{N/2} \frac{1}{\Gamma(N/2+1)}$ , when dimensions are fully restored.
- [24] P. Olsson, Phys. Rev. Lett. **75**, 2758 (1995); G. Franzese et al., Phys. Rev. B **62**, R9287 (2000)
- [25] See for example F. C. Zhang, Phys. Rev. Lett. **64**, 976 (1990) and references within.
- [26] D. R. Nelson and J. M. Kosterlitz, Phys. Rev. Lett. **39**, 1201 (1977)

- [27] T. C. Halsey, J. Phys. **18**, 2437 (1985); S. E. Korshunov, J. Stat. Phys. **43**, 17 (1986)
- [28] R. E. Peierls, Phys. Rev. **54**, 918 (1938)
- [29] J. Fröhlich, R. Israel, E. H. Lieb, and B. Simon, Communications in Mathematical Physics **62**, 1 (1978); Journal of Statistical Physics **22**, 297 (1980)
- [30] Though not imperative here, more sophisticated bounds may be enacted via spin-wave calculations. See, e.g. M. Biskup, L. chaves, and Z. Nussinov, cond-mat/0309691 (Lemma 6.8 in particular).
- [31] P. E. Lammert, D. S. Rokhsar, and J. Toner, Phys. Rev. E **52**, 1778 (1995); cond-mat/9501101
- [32] P. A. Lebowitz and G. Lasher, Phys. Rev. A **6**, 426 (1972)
- [33] If any Hamiltonian is initially defined only on a finite size fragment of the lattice (where it is  $B$ ) then by applying Eq.(57) repeatedly with different bounding planes  $P_\alpha$ , we may generate a reflection positive Hamiltonian (with respect to the planes  $\{P_\alpha\}$ ) which spans the entire lattice.
- [34] Further, as the magnetic flux  $f$  piercing a type II superconductor increases, the superconducting  $T_c$  (associated with phase ordering) monotonically decreases. By a naive analogy one might expect the phase “ordering” temperature  $T_{KT}(f)$  to drop monotonically for small  $f$ .
- [35] The probability of having a vortex-antivortex pair is greater than or equal to having vortices separated by an infinite distance. The proof is trivial: Let  $A$  denotes the event of finding a vortex centered about point  $\vec{x}$ :  $A = 1$  if a vortex is found at  $\vec{x}$  and is zero otherwise. In such a case  $\langle AR_p A \rangle$  denotes the probability of finding one vortex at  $\vec{x}$  and one antivortex at its mirror image  $R_p \vec{x}$ . The inequality derived in Appendix A (Eq.(63))

$$\langle AR_p A \rangle \geq \langle A \rangle^2 \quad (89)$$

reads, upon letting  $A$  be the above function,

$$\begin{aligned} \text{Prob}(\text{vortex at } \vec{x} \text{ and antivortex at } R_p \vec{x}) \\ \geq [\text{Prob}(\text{vortex at } \vec{x})]^2. \end{aligned} \quad (90)$$

$[-\ln \langle AR_p A \rangle]$  is, diagrammatically, the free energy of the system with two additional external legs at  $\vec{x}$  and  $R_p \vec{x}$  minus the free energy of the closed system without any external topological charges. The last set of inequalities implies that the free energy of a finite separation vortex-antivortex pair is lower than that at infinite distance. This also applies to situations wherein uniform boundary effects are considered- these may be reflected relative to a plane  $P$  orthogonal to the boundary. This applies to all topological charges in Reflection Positive theories.

- [36] Y. Aharonov, A. Casher, Sidney Coleman and S. Nussinov, Phys. Rev. D **46**, 1877 (1992)
- [37] S. E. Korshunov, A. Vallat, and H. Beck, Phys. Rev. B **51**, 3071 (1995)
- [38] S. Alexander, Phys. Rev. B **27**, 1541 (1983)
- [39] D. R. Hofstadter, Phys. Rev. B **14**, 2239 (1976)
- [40] P. G. Harper, Proc. Phys. Soc. London, Sect. A **68**, 874 (1955)