

# A theory of ferromagnetism in planar heterostructures of (Mn,III)-V semiconductors

J. Fernández-Rossier and L. J. Sham

*Department of Physics, University of California San Diego, 9500 Gilman Drive, La Jolla, CA 92093-0319*  
(October 28, 2018)

A density functional theory of ferromagnetism in heterostructures of compound semiconductors doped with magnetic impurities is presented. The variable functions in the density functional theory are the charge and spin densities of the itinerant carriers and the charge and localized spins of the impurities. The theory is applied to study the Curie temperature of planar heterostructures of III-V semiconductors doped with manganese atoms. The mean-field, virtual-crystal and effective-mass approximations are adopted to calculate the electronic structure, including the spin-orbit interaction, and the magnetic susceptibilities, leading to the Curie temperature. By means of these results, we attempt to understand the observed dependence of the Curie temperature of planar  $\delta$ -doped ferromagnetic structures on variation of their properties. We predict a large increase of the Curie Temperature by additional confinement of the holes in a  $\delta$ -doped layer of Mn by a quantum well.

PACS numbers: 75.70.Cn, 75.50.Pp, 75.10.-b

## I. INTRODUCTION

Interest in ferromagnetic III-V semiconductors lies both in fundamental physics and potentially useful technological applications utilizing spins.<sup>1</sup> The growth of  $\text{Ga}_{1-x}\text{Mn}_x\text{As}$ , a ferromagnetic III-V semiconductor,<sup>2-6</sup> has raised the basic problems of the origin of the ferromagnetism and of the spin transport properties. In contrast to the much studied Mn-doped II-VI materials,<sup>7</sup> Mn acts as an acceptor in GaAs so that  $\text{Ga}_{1-x}\text{Mn}_x\text{As}$  has free holes which are thought to be responsible for the high Curie temperature<sup>2</sup> ( $T_C$ ) of 110 K for  $x = 0.054$ . Progress in “spintronics” is made by the recent demonstrations of the injection of a spin-polarized current from both ferromagnetic metals<sup>8-11</sup> and magnetic semiconductors<sup>12,13</sup> into a semiconductor.

The Zener model of ferromagnetism for a bulk alloy of (III-V) semiconductors,<sup>14,15</sup> linking the Curie Temperature with the spin susceptibility of the mobile holes, forms a framework for understanding the dependence of the ferromagnetism on various properties of the system, including the hole density and the Mn concentration. The semiconductors afford an opportunity to change the properties to affect the ferromagnetism, for example, by optical excitation of the carriers<sup>16</sup> and by field effect control.<sup>17</sup> Engineering the band gap profiles of planar heterostructures of the III-V semiconductors and the doping can also vary the factors influencing the ferromagnetic order. In experiments<sup>18</sup> in a double quantum well of  $\text{GaAsMn}/\text{GaAsAl}$ , the coupling between the two magnetic layers is observed to depend on both the thickness and the composition of the non-magnetic barrier.

A different kind of planar system, the so-called digital ferromagnetic heterostructure, has been introduced by R. Kawakami *et al.*<sup>19</sup> This system consists of a sequence of atomic monolayers of  $\text{Ga}_{1-x}\text{Mn}_x\text{As}$  (with  $x=0.25$  and  $0.5$ ) separated by several layers of GaAs. This  $\delta$ -doping<sup>20</sup> structure displays a transition temperature which is a de-

creasing function of the distance between the magnetic layers. At the shortest distance reported,  $T_C$  is around 50 K.<sup>19</sup> At large interlayer distance, the layers are decoupled and  $T_C$  reaches a value of around 35 K. Single layer samples also show ferromagnetism.<sup>21</sup>

In this paper we provide a theoretical framework to study ferromagnetism in planar heterostructures of ferromagnetic III-V semiconductors. The model combines the standard procedure to calculate the electronic structure of planar semiconductor heterostructures in the envelope function formalism with a mean field theory for the ferromagnetic state. Our goal is to understand the interplay of confinement, spin-orbit interaction, and close packing of Mn atoms in the ferromagnetic digital heterostructures. Keeping the theories of the electronic structure and of ferromagnetism simple enable us to study the effects of varying the system configurations, degree of interdiffusion, and carrier compensation. We apply the theory to calculations of the electronic structure and  $T_C$  for the case of single and multiple digital layers of  $\text{GaAsMn}$  and for the additional confinement effect by a quantum well of a Mn layer. We show that the behavior of the double layer as a function of the layer separation is essentially that of more than two layers.

Our model is an extension to the case of planar heterostructures of the Zener model for bulk alloys of (III-V) ferromagnetic semiconductors.<sup>14,15</sup> It is convenient to express the problem of the localized spins and the carrier spins in an inhomogeneous systems in terms of the density functional theory.<sup>22</sup> It expresses the Curie Temperature in terms of the carrier spin susceptibility of the doped semiconductor, taking into account the spin-orbit interaction of the holes. Such an extension involves two technical refinements, compared to the bulk case. First, as confinement breaks the translational invariance along the growth axis  $z$ , the susceptibility becomes a non-local function  $\chi(z, z')$ . In order to determine  $T_C$  in a planar heterostructure we have to solve an integral equation

whose kernel contains the non-local spin susceptibility. The derivation of the integral equation from the density functional theory is given in section II. Second, as explained in section III, the calculation of the electronic structure of the holes in a planar heterostructure involves the solution of the self-consistent Schrödinger equation.<sup>23</sup> The calculation of the subbands, for the in-plane motion, is made using the  $\mathbf{k} \cdot \vec{p}$  Luttinger Hamiltonian,<sup>24</sup> which includes the spin-orbit interaction. Our calculations address the regime in which both the Mn density,  $c_M$ , and the carrier density,  $p$ , are high. This implies that several subbands are occupied. Therefore, our calculations include *both* spin-orbit interaction and multiple sub-bands, in contrast with previous work.<sup>25–28</sup>

In section IV we apply the formalism to the case of a single digital layer of GaAsMn embedded in GaAs. From the calculated electronic structure for different values of the degree of compensation and the interdiffusion of the Mn, we find that the calculated  $T_C$  is an increasing function the density of holes and a decreasing function of the interdiffusion of the magnetic impurities. In section V, we investigate the change in  $T_C$  as a function of the inter-layer distance between two layers in order to understand the observed behavior for multilayers of Mn for different degrees of compensation and interdiffusion. Our numerical results for two layers, which are very similar to those for up to five layers, reproduce the main features of the experimental results. A remarkable result is found in section VI where the calculated  $T_C$  for a digital layer inside a quantum well is found to increase dramatically by the additional quantum well confinement, compared to just the confinement due to the Mn layer in section IV. In section VII we put our results in perspective and draw some conclusions.

## II. DENSITY FUNCTIONAL FORMULATION FOR MAGNETISM IN HETEROSTRUCTURES

The observed effects of ferromagnetism in Mn-doped III-V semiconductors appear to be consistent with the microscopic mechanism of indirect Mn-Mn spin interaction mediated by the mobile holes via the exchange interaction between the hole and the magnetic moment of the localized d electrons of the Mn impurity. A common model for the bulk system, which we shall adopt, consists of a quantum degenerate gas of fermions which interact, via a contact Heisenberg exchange interaction, with the local magnetic moments of Mn. The random array of Mn impurities is replaced by a homogeneous distribution and the exchange interaction is reduced correspondingly. This procedure is dubbed the virtual crystal approximation.<sup>7</sup> The exchange coupling between Mn and the holes is treated in the mean-field approximation.<sup>15</sup>

The study of heterostructures of semiconductors  $\delta$ -doped with manganese, calls for an extension of the virtual crystal and mean-field approximations to an inhomogeneous distribution of Mn. We formulate the theory

of magnetism of the inhomogeneous system in terms of the density functional theory, extended to include the spin densities and to finite temperature.<sup>22</sup> The free energy of the system of Mn spins and holes as a functional of the density and spin density distributions of the Mn spins and the hole carriers is separated into three contributions:

$$F = F_M + E_h + E_{hM}, \quad (1)$$

respectively, of Mn spins, the holes, and the Mn-hole interaction. The free energy of the Mn spin system alone is:

$$\begin{aligned} & F_M[c_M(\mathbf{r}), \mathbf{M}(\mathbf{r})] \\ &= \int d^3r c_M(\mathbf{r}) [f_0(M(\mathbf{r})) + \frac{1}{2} J_M M^2(\mathbf{r})] \\ &+ \frac{1}{2} \int d^3r \int d^3r' c_M(\mathbf{r}) c_M(\mathbf{r}') J_{MM}(\mathbf{r}, \mathbf{r}') M(\mathbf{r}) M(\mathbf{r}'). \end{aligned} \quad (2)$$

The number density of the Mn is denoted by  $c_M(\mathbf{r})$  and  $\mathbf{M}(\mathbf{r})$  is the spin expectation per Mn atom (in units of  $\hbar$ ). The noninteracting part of the free energy per Mn spin is given by

$$f_0(\mathbf{M}) = k_B T \left[ Mb - \ln \left\{ \frac{\sinh(S + \frac{1}{2})b}{\sinh \frac{b}{2}} \right\} \right], \quad (3)$$

where  $k_B$  is the Boltzmann constant,  $S = \frac{5}{2}$  is the spin of Mn and  $b = b(M)$  is related to the inverse of the usual Brillouin function,

$$M = (S + \frac{1}{2}) \coth[(S + \frac{1}{2})b] - \frac{1}{2} \coth(\frac{1}{2}b). \quad (4)$$

The second term in the integral takes into account only the short-range Heisenberg exchange between Mn spins.  $J_M$  has the dimension of energy. In GaAs it is believed to be antiferromagnetic.<sup>15</sup> The third term accounts for the long-range dipole interaction  $J_{MM}(\mathbf{r}, \mathbf{r}')$  and is found to be negligible.

The temperature range under study is sufficiently low compared with the Fermi temperature of the holes that the hole free energy will be taken as the usual ground state energy functional  $E_h[p(\mathbf{r}), \mathbf{S}(\mathbf{r})]$ ,<sup>22</sup> where  $p(\mathbf{r})$  is the hole density and  $\mathbf{S}(\mathbf{r})$  the spin density. The interaction between holes is included in the Hartree approximation in the calculation of the sub-bands. As the density of holes is very high, the exchange and correlation potential in the local-density approximation is of minor importance.

The Mn-hole interaction term is given by

$$\begin{aligned} & E_{hM}[p(\mathbf{r}), \mathbf{S}(\mathbf{r}); c_M(\mathbf{r}), \mathbf{M}(\mathbf{r})] \\ &= - \int d^3r \int d^3r' p(\mathbf{r}) u(\mathbf{r} - \mathbf{r}') [c_M(\mathbf{r}') - c_c(\mathbf{r}')] \\ &+ J \int d^3r c_M(\mathbf{r}) \mathbf{M}(\mathbf{r}) \cdot \mathbf{S}(\mathbf{r}). \end{aligned} \quad (5)$$

The first term on the right side of the equation is the attractive potential provided by the Mn donors to the

holes with  $u(\mathbf{r} - \mathbf{r}')$  being the Coulomb interaction. Experiment<sup>2</sup> shows compensation of the acceptors, which are believed to be antisite impurities. The compensating impurity concentration  $c_c(\mathbf{r})$  is taken into account. The second term is the hole spin interaction with the Mn spin, for which we use the simplest mean-field approximation. Functional terms beyond the mean field might be constructed from theory such as Ref. 29–31. The hole-Mn spin interaction  $J$  has the dimension of energy-volume.

In the mean-field and virtual-crystal approximations, the model describes the hole carriers interacting with an effective magnetic field produced by the localized Mn impurities and vice versa. The variational result of the free energy functional with respect to both the magnetization of the Mn impurities and the magnetization of the hole carriers shows the interdependence of the two magnetizations. Each is governed by the effective magnetic field generated by the other. They have to be determined selfconsistently. We report here only the work on the transition temperature. Theoretical finite magnetization studies are being carried out. Close to the Curie temperature, the magnetizations are small. The free energy is a quadratic functional of the two magnetizations. In a planar heterostructure with the growth axis along  $z$ , there is translational invariance along the  $x - y$  plane in the effective mass approximation so that quantities depend only on  $z$ . The free energy functional per unit area is then:

$$\begin{aligned} F[p(z), \mathbf{S}(z); c_M(z), \mathbf{M}(z)] &= F[p(z), c_M(z)] + \\ &+ \frac{1}{2} \int dz c_M(z) \left[ \frac{3k_B T}{S(S+1)} + J_M \right] M_\alpha(z)^2 \\ &+ J \int dz c_M(z) M_\alpha(z) S_\alpha(z) \\ &+ \frac{1}{2} \int dz \int dz' S_\alpha(z) K_\alpha(z, z') S_\alpha(z'). \end{aligned} \quad (6)$$

For simplicity, we investigate easy magnetization of  $M_\alpha(z)$  and  $S_\alpha(z)$  only along the growth axis  $\alpha = z$  or in plane  $\alpha = x$ . The first term  $F[p(z), c_M(z)]$  is the density functional for zero magnetization including the impurity potential for the holes. Charge neutrality determines the total number of holes:

$$\int_{-\infty}^{\infty} p(z) dz = \int_{-\infty}^{\infty} [c_M(z) - c_c(z)] dz. \quad (7)$$

The first quadratic term in  $M$  contains the inverse susceptibility of the Mn spins. The last term is the magnetic energy of the holes, where  $K_\alpha$  is the inverse of the non-local hole spin susceptibility  $\chi$ <sup>22</sup>:

$$\int dy K_\alpha(z, y) \chi_\alpha(y, z') = \delta(z - z'). \quad (8)$$

Minimization of the energy functional (6) with respect to the magnetizations leads to two coupled equations for  $M_\alpha(z)$  and  $S_\alpha(z)$ :

$$c_M(z) \left\{ \left[ \frac{3k_B T}{S(S+1)} + J_M \right] + J S_\alpha(z) \right\} = 0, \quad (9)$$

$$\int dz' K_\alpha(z, z') S_\alpha(z') + J c_M(z) M_\alpha(z) = 0. \quad (10)$$

$M_\alpha(z) = S_\alpha(z) = 0$  are always a solution, corresponding to the stable state only in the paramagnetic phase. The Curie temperature is the highest temperature at which Eqs. (9,10) have non-zero solutions. Elimination of  $S_\alpha(z)$  from Eqs. (9,10) by Eq. (8) leads to an integral equation for the Curie temperature  $T_C$ :

$$\begin{aligned} M_\alpha(z) c_M(z) &= \\ \frac{c_M(z) S(S+1) J^2}{3(k_B T_C + k_B T_M)} \int dz \chi_\alpha(z, z') c_M(z') M_\alpha(z') \end{aligned} \quad (11)$$

where  $k_B T_M \equiv S(S+1)J_M/3$ . Eq. (11), which relates  $T_C$  with the non-local spin susceptibility of the holes,  $\chi_\alpha(z, z')$ , for a given planar heterostructure is the main result of this section. Eq. (11) extends Eq. (10–12) of Ref. 26 to include multiple subband occupation and spin-orbit interaction.

### III. NON-LOCAL SUSCEPTIBILITY

The calculation of the Curie Temperature for the planar heterostructure involves the solution of the integral equation (11), whose kernel contains the non-local spin susceptibility. In this section we briefly describe our calculation of the electronic structure and the non-local spin susceptibility for a rather general planar heterostructure characterized by a profile of the Mn impurities  $c_M(z)$ , the profile of the compensating impurities  $c_c(z)$  (antisites), and a band gap profile which creates a potential for the holes  $V_i(z)$ .

For a given density profile we solve the Poisson equation and obtain the electrostatic potential  $V_{el}$ , which, together with a band gap potential  $V_i(z)$ , defines the effective mass Hamiltonian<sup>23,24</sup> for the envelope function of the holes:

$$H_{\text{eff}} = H_L(\mathbf{k}, \frac{1}{i} \frac{\partial}{\partial z}) + V(z) \quad (12)$$

where  $\mathbf{k}$  is the in-plane wave vector,  $V(z) = V_i(z) + V_{el}(z)$ ,  $H_L$  is the standard  $4 \times 4$  Luttinger Hamiltonian, with parameters  $\gamma_1$ ,  $\bar{\gamma} \equiv 0.5(\gamma_2 + \gamma_3)$ , and  $\mu \equiv 0.5(\gamma_3 - \gamma_2)$ . We adopt the *cylindrical approximation* about the growth axis<sup>23</sup>, i.e., taking  $\mu = 0$  in the Luttinger Hamiltonian. This approximation has the advantage that  $\epsilon_{\mathbf{k},\nu}$  does only depend on  $k \equiv |\mathbf{k}|$ . The physical properties involve angular integration over  $\mathbf{k}$  about  $z$  so that the deviations from the cylindrical approximations are very small<sup>32</sup>.

The subbands  $\epsilon_{\mathbf{k},\nu}$  and the corresponding eigenstates,  $\psi_{\mathbf{k},\nu}(z)$ , are given by the solution of the set of four coupled second order differential equations:

$$\sum_{m=-\frac{3}{2}}^{\frac{3}{2}} \left[ H_{n,m}^{\text{eff}}(\mathbf{k}, \frac{1}{i} \frac{\partial}{\partial z}) + V(z) \delta_{n,m} \right] F_m^{\mathbf{k},\nu}(z) = \epsilon_{\mathbf{k},\nu} F_n^{\mathbf{k},\nu}(z) \quad (13)$$

where

$$\left( F_{3/2}^{\mathbf{k},\nu}(z), F_{1/2}^{\mathbf{k},\nu}(z), F_{-1/2}^{\mathbf{k},\nu}(z), F_{-3/2}^{\mathbf{k},\nu}(z) \right) = \psi_{\mathbf{k},\nu}(z) \quad (14)$$

are the four components of the wave function  $\psi_{\mathbf{k},\nu}(z)$ . Eq. (13) is solved with the mini-band  $\mathbf{k} \cdot \mathbf{p}$  method<sup>23</sup>. We first solve the  $|\mathbf{k}| = 0$  case, in which the equations are decoupled into two ordinary Schrödinger equations corresponding to the light and the heavy holes. These have  $n_h$  and  $n_l$  bound states, evaluated by transforming the one dimensional Schrödinger equation into a tridiagonal matrix eigenvalue problem which is solved numerically<sup>33</sup>. The  $|\mathbf{k}| = 0$  solutions form a basis set with the  $2n_h$  states  $\psi_{\nu h}(1, 0, 0, 0)$ , and  $\psi_{\nu h}(0, 0, 0, 1)$  and the  $2n_l$  states  $\psi_{\nu l}(0, 1, 0, 0)$  and  $\psi_{\nu l}(0, 0, 1, 0)$ . The finite  $|\mathbf{k}|$  eigenenergies  $\epsilon_{\mathbf{k},\nu}$  and eigenstates  $\psi_{\mathbf{k},\nu}(z)$  are obtained in terms of the basis set as the solutions of Eq. (13) as the  $N \times N$  secular determinant problem, where  $N = 2(n_h + n_l)$ . The hole density is given by:

$$p(z) = \sum_{\nu} \int \frac{d^2 k}{(2\pi)^2} f(\epsilon_{\mathbf{k},\nu}) |\psi_{\mathbf{k},\nu}(z)|^2 \quad (15)$$

where  $f(\epsilon)$  is the Fermi-Dirac occupation function, the Fermi level being fixed so that the charge neutrality condition is met. The hole density  $p(z)$  and the potential  $V(z)$  are determined by iteration to self-consistency.

The nonlocal spin susceptibility is then given by:

$$\chi_{\alpha}(z, z') = \sum_{\nu} \int \frac{d^2 k}{(2\pi)^2} \left[ \frac{\partial f(\epsilon_{\mathbf{k},\nu})}{\partial \epsilon_{\mathbf{k},\nu}} S_{\mathbf{k},\nu,\nu}^{\alpha}(z) S_{\mathbf{k},\nu,\nu}^{\alpha}(z') + \sum_{\nu' \neq \nu} S_{\mathbf{k},\nu,\nu'}^{\alpha}(z) \frac{f(\epsilon_{\nu}(\mathbf{k})) - f(\epsilon_{\nu'}(\mathbf{k}))}{\epsilon_{\nu}(\mathbf{k}) - \epsilon_{\nu'}(\mathbf{k})} S_{\mathbf{k},\nu',\nu}^{\alpha}(z') \right], \quad (16)$$

where  $\alpha = (x, y, z)$  and the spin matrix elements are given by:

$$S_{\mathbf{k},\nu',\nu}^{\alpha}(z) = \langle \psi_{\mathbf{k},\nu'}(z) | S^{\alpha} | \psi_{\mathbf{k},\nu}(z) \rangle, \quad (17)$$

where the angular brackets denote the expectation value over the spin degrees of freedom of the hole states  $\psi_{\mathbf{k},\nu}(z)$ . In the absence of spin-orbit interaction, the spin matrix elements would be independent of the in-plane momentum  $\mathbf{k}$ . Moreover, due to the interplay between the spin-orbit interaction and confinement, the nonlocal spin susceptibility takes different values for in-plane and off-plane orientation. If the spin-orbit interaction was the only source of anisotropy, our calculation could determine the easy axis. Other sources of anisotropy, like shape anisotropy, are not considered in our calculation. In the calculations reported in this paper, we assume an in-plane magnetization, guided by the experimental result<sup>19</sup>.

#### IV. SINGLE DIGITAL LAYER

In this section we present the results of our calculations of the electronic structure and the Curie temperature,  $T_C$ , for GaAs doped with a single digital Mn layer of  $(\text{Ga}_{0.5}\text{Mn}_{0.5})\text{As}$ , as in the experiments. In an ideal  $\delta$ -doping, the Mn atoms occupy a single atomic plane. In the real system, Mn atoms undergo interdiffusion to occupy several layers. We assume that the compensating impurities are closely associated with the Mn atoms and assume their distributions to have the same shape:

$$\frac{c_M(z)}{\alpha_M} = \frac{c_c(z)}{\alpha_c} = \sum_n \frac{1}{\Delta} e^{-(na/\Delta)^2} \delta(z - na), \quad (18)$$

where  $\alpha_c$  and  $\alpha_M$  lead, respectively, to the total concentrations of Mn,  $c_M$  and of the compensating impurities,  $c_c$  so that the density of holes is  $p = c_M - c_c$ . Hence, for a given Mn concentration  $c_M$ , a single layer is characterized by  $(\Delta, p)$

In the limit of  $\Delta = 0$ , we recover the ideal  $\delta$ -doping case,  $c_M(z) = c_0 \delta(z)$ . Then, Eq. (11) can be solved analytically:

$$k_B T_C = \frac{1}{3} c_M S(S+1) J^2 \chi(0, 0) - k_B T_M. \quad (19)$$

The dynamics of the holes is contained in  $\chi(0, 0)$ . We see that  $T_C$  does *not* depend on the sign of the hole Mn exchange interaction,  $J$ . On the other hand,  $-k_B T_M$ , proportional to the direct Mn-Mn interaction, if antiferromagnetic ( $J_M > 0$ ), *decreases* the Curie temperature, as expected. In the case of a random alloy of GaAsMn,  $J_M$  is found negligible<sup>15</sup> because the distance between the Mn impurities is rather high. In contrast, the in-plane average distance between the Mn is much shorter in the digital heterostructure. However, an accurate value for both  $J$  and  $J_M$  is not known. Hereafter, we set<sup>5</sup>  $J_M = 0$  and  $J = 150 \text{ meV}\cdot\text{nm}^3$ .

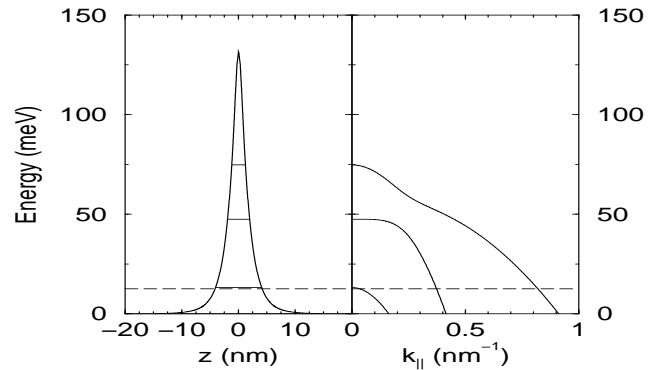


FIG. 1. Left panel: selfconsistent potential for a single digital layer with  $\Delta = 0.5 \text{ nm}$  and  $p = 1.3 \times 10^{13} \text{ cm}^{-2}$ , including the HH and LH levels. Right panel: hole subbands. The dashed line is the Fermi level.

In the left panel of Fig. 1 we plot the selfconsistent potential for the holes corresponding to a single digital layer

with  $\Delta = 0.5$  nm and  $p = 1.3 \times 10^{13}$  cm $^{-2}$ , together with the energy levels for the light and the heavy holes. In the right panel we plot the subbands for the in-plane motion of the holes. The dashed line indicates the Fermi level. For Ga $_{0.5}$ Mn $_{0.5}$ As, we have  $c_M = 3.13 \times 10^{14}$  cm $^{-2}$ . Even for a density of holes at only 4.1% of the Mn concentration, 3 subbands are occupied with holes. For this set of parameters the obtained  $T_c$  is 35K the experimental value obtained by R. Kawakami *et al.*<sup>19</sup>

The spin-orbit interaction causes both the anticrossing and the non parabolic shape of the hole subbands. As in the bulk case,<sup>15</sup> the spin-orbit effect also reduces significantly the effective magnetic coupling between Mn spins. Therefore, it is important to include spin-orbit in the theory of ferromagnetism in planar heterostructures, an ingredient missing in previous papers for quantum wells.<sup>25–28</sup>

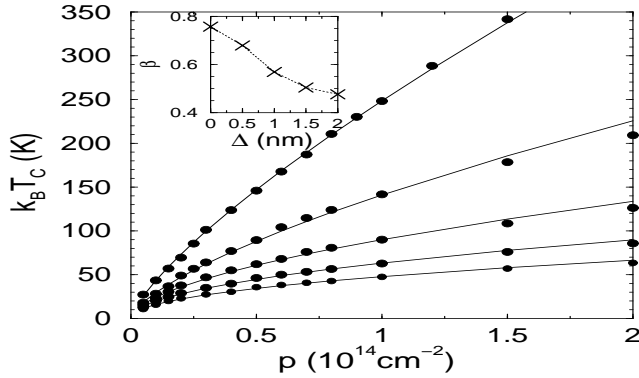


FIG. 2.  $T_C$  as a function of density of holes,  $p$ , for  $\Delta = 0, 0.5, 1.0, 1.5$  and  $2.0$  nm (from top to bottom). Inset:  $\beta$  as a function of  $\Delta$  for the fit  $T_C(p, \Delta) \propto p^{\beta(\Delta)}$ .

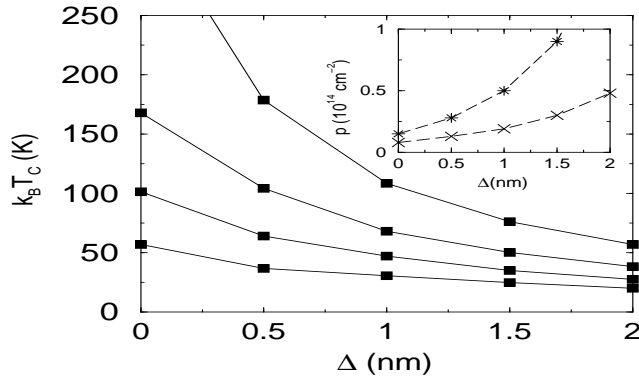


FIG. 3.  $T_C$  as a function of the interdiffusion parameter,  $\Delta$ , for  $p = 1.5$  (highest),  $0.6, 0.3, 0.15$  (lowest) in units of  $10^{14}$  cm $^{-2}$ . Inset: Lines of  $T_C = 35$  K (crosses) and  $T_C = 60$  K (stars), in the  $(p, \Delta)$  plane (with  $J = 150$  meV-nm $^3$ ).

In Fig. 2 we show  $T_C$  for a single layer, as a function of the density of holes, for different values of the interdiffusion parameter,  $\Delta$ , and for a fixed value of the Mn concentration  $c_M = 3.13 \times 10^{14}$  cm $^{-2}$ . We take the magnetization to be in the plane of the layers in line with

the experimental result.<sup>19</sup> However, preliminary calculations show that the model predicts an off-plane easy axis for the single digital layer, in the idealized  $\Delta = 0$  case. For each point we have calculated the electronic structure selfconsistently and solved Eq. (11) to obtain  $T_C$ . The general trend is that  $T_C$  is an *increasing* function of the density of holes. The lines are the best fit using  $T_C \propto p^\beta$ . In the inset we plot  $\beta$  as a function of  $\Delta$ . In a two-dimensional system with parabolic bands, no spin-orbit interaction, and no Coulomb interaction, we would have obtained  $\beta = 0$ . Remarkably,  $\beta$  in the single layer is even larger than the value for bulk,  $\beta = 1/3$ .<sup>15</sup>

In Fig. 3 we plot  $T_C$  for the same set of single layers, as a function of  $\Delta$ , for different densities of holes. The model shows that interdiffusion reduces  $T_C$ . For a fixed value of  $J$ , there is a line in the plane  $(p, \Delta)$  which gives the same  $T_C$ . In the inset of Fig. 3 we plot that line for both  $T_C = 35$  K and  $T_C = 60$  K for  $J = 150$  meV-nm $^3$ . The first (35K) corresponds to the Curie temperature reported by Kawakami *et al.*<sup>19</sup> to yield an idea of what model parameters could describe the experimental conditions. The second (60K) has been obtained for the same kind of heterostructures grown at slightly higher temperature.<sup>21</sup>

## V. DOUBLE DIGITAL LAYER

In this section we report on our calculations of the electronic structure and  $T_C$  for two identical digital layers, separated by  $N$  monolayers of GaAs, so that the interlayer distance is  $d = N \times 0.2825$  nm. Both layers are described by Eq. (18). We choose a point in the  $(\Delta, p)$  parameter space, so that, for very large  $d$ , the calculated  $T_C$  is close to the experimental value of 35 K. Then we calculate  $T_C(d)$  for smaller values of  $d$ .

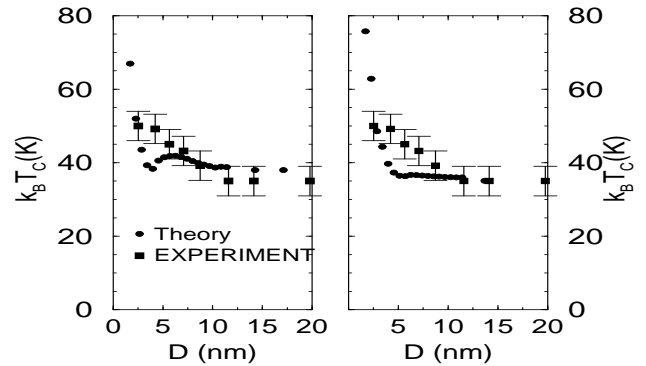


FIG. 4. Round dots: Curie Temperature as a function of the interlayer distance for a double layer system. In the left panel,  $\Delta = 0.5$  nm and  $p = 1.3 \times 10^{13}$  cm $^{-2}$ . In the right panel  $\Delta = 1.5$  nm and  $p = 3 \times 10^{13}$  cm $^{-2}$ . Square dots: experimental Curie temperature for a multilayer case.<sup>19</sup>

The results are shown in Fig. 4 for two cases: ( $\Delta = 0.5$  nm,  $p = 1.3 \times 10^{13}$  cm $^{-2}$ ) (left panel) and ( $\Delta =$

1.5 nm,  $p = 3 \times 10^{13} \text{ cm}^{-2}$ ) (right panel). The theoretical results obtained with the first case give a better fit to the experimental data<sup>19</sup> than those obtained with the second. In Fig. 5 we plot the corresponding density profiles for 3 different interlayer distances to represent 3 regions of separation dependence in the Curie temperature. At short layer separations (upper panels of Fig. 5), both layers of the hole and of the Mn distribution overlap and  $T_C$  depends strongly on the separation  $d$ . At intermediate separations (left middle panel of Fig. 5), the two layers of Mn do not overlap but the hole distribution still does. As a result, the layers are coupled and  $T_C$  is weakly dependent on the interlayer distance. A further increase of  $d$  leads to the uncoupled regime where  $T_C$  reaches the single layer value (lower panels of Fig. 5).

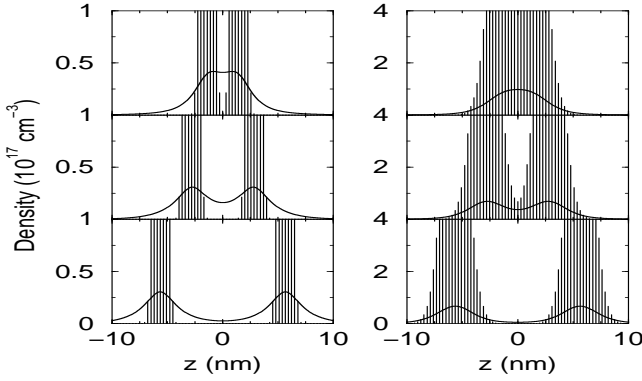


FIG. 5. Mn (shaded regions) and hole density (lines) profiles for a double layer. Left panel:  $p = 1.3 \times 10^{13} \text{ cm}^{-2}$  per layer and  $\Delta = 0.5 \text{ nm}$ . Right panel:  $p = 3 \times 10^{13} \text{ cm}^{-2}$  per layer and  $\Delta = 1.5 \text{ nm}$ . From top to bottom, the interlayer distance is 10, 20 and 40 monolayers.

Both the calculated and the measured  $T_C$  decrease as  $d$  increases and they reach a stationary value at large  $d$ . Similar behavior is obtained for several values of  $(p, \Delta)$ . We have also calculated  $T_C$  for 3, 4, and 5 delta layers and the separation dependence is similar. The steep decline of  $T_C$  with separation stops at interlayer distances higher than about 10 monolayers, the relevant experimental region. In all these cases, the theory seems to slightly *underestimate* the coupling between the layers at intermediate distances. This might indicate that the density of itinerant carriers in between the magnetic layers might be higher in the experiment than in our calculations. Further theoretical and experimental work might clarify this point.

## VI. DIGITAL LAYER INSIDE A QUANTUM WELL

In this section we study the electronic structure and the  $T_C$  of a single digital ferromagnetic layer inside a quantum well, using the formalism of sections II and III. The model predicts that the confinement effect increases

$T_C$  up to a factor of 3 compared with the unconfined single layer. The system consists of  $\text{Ga}_x\text{AsAl}_{1-x}$  barriers containing a GaAs well with a single digital layer of  $\text{Ga}_{0.5}\text{AsMn}_{0.5}$  in the middle. This structure would be the ferromagnetic analog of the Be  $\delta$ -doped GaAs/GaAsAl quantum well.<sup>34</sup>

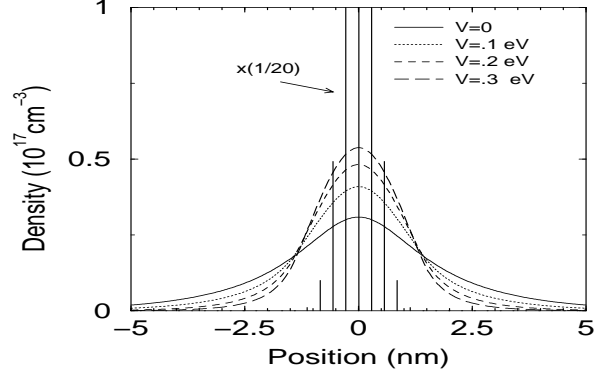


FIG. 6. Hole density profiles for different values of the barrier potential,  $V$ , for a Mn layer (vertical lines) inside a quantum well. The total density of holes is  $p = 1.3 \times 10^{13} \text{ cm}^{-2}$ . For the sake of clarity, the Mn distribution has been divided by 20.

We model the interface GaAs/ $\text{Ga}_x\text{AsAl}_{1-x}$  as a barrier potential of height  $V = 550 \cdot x \text{ meV}$ . The distribution of Mn is that of section IV, with  $\Delta = 0.5 \text{ nm}$ ,  $p = 1.3 \times 10^{13} \text{ cm}^{-2}$ . In Fig. 6 we show the distribution of holes of a 10 monolayers wide quantum well for different values of the aluminum content. As the barrier potential increases the hole distribution overlaps more the Mn layer, increasing the  $T_C$ . In Fig. 7 we plot  $T_C$  as a function of the barrier height (proportional to the Al content of the barrier), for a quantum well width of both 10 and 20 monolayers (2.8 and 5.7 nm) with a Mn layer in the middle of the well, with  $(\Delta = 0.5 \text{ nm}, p = 1.3 \times 10^{13} \text{ cm}^{-2})$ . For the narrower well the enhancement factor can be as large as 2.9 for  $V = 300 \text{ meV}$  which corresponds to 54% of Aluminum in the barriers. For a wider quantum well the effect is smaller.

The increase of  $T_C$  is due to two factors. The first is the increase in the overlap between the Mn and the hole distributions (see Fig. 6). In Fig. 7b we plot the overlap of the Mn and the hole distributions,  $\int dz \sqrt{p(z)c_M(z)}/\sqrt{pc_M}$ , as a function of the barrier height,  $V$ . The increase of the overlap due to confinement is larger for the narrower well. The second factor is the increase of the density of states at the Fermi Level (DOS). In figure 7c we plot the DOS as a function of  $V$ , normalized by the DOS at the Fermi level for the case  $V = 0$ . At  $V = 0$  the Fermi Level is close to the bottom of the second heavy hole band so that there 3 bands are occupied (see figure 1). The effect of the barrier potential is to increase the energy level spacing so that as  $V$  increases, the Fermi level goes below the second Heavy hole band and moves towards the bottom of the first light

hole band. For small values of  $V$  the DOS at the Fermi level decreases slightly, increasing up to 40% for higher values of  $V$ .

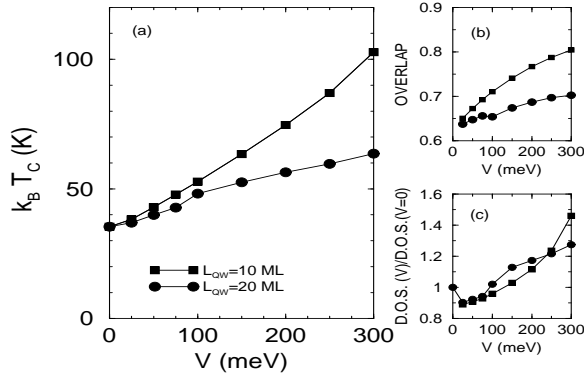


FIG. 7. (a) Curie Temperature of a single digital layer in a quantum well as a function of the barrier height,  $V$ , for two different values of the well width,  $L_{QW}$ . (b) Overlap of the hole and the Mn distributions as a function of  $V$ . (c) Density of States (DOS) at the Fermi level (in units of the DOS for  $V = 0$ )

For  $V > 350$  meV and  $L_{QW} = 10$  nm, the Fermi Level gets close to the bottom of the light hole band where there is a dramatic increase of the DOS at the Fermi Level. This leads to an even larger increase of the predicted Critical Temperature. Work is in progress to check if this result (not shown in the figures) remains when the finite temperature of the fermions is taken into account.

We have also checked that, for a 10 monolayer quantum well with a density of holes of  $p = 2.5 \times 10^{13} \text{ cm}^{-2}$ , the relative increase of  $T_C$  for  $V = 300$  meV, is a factor of 1.8, *i.e.*, smaller than the enhancement for  $p = 1.3 \times 10^{13} \text{ cm}^{-2}$

## VII. DISCUSSION AND CONCLUSIONS

The work presented in this paper is based on a model of effective-mass, virtual-crystal and mean-field approximations. An important feature of the theory is that  $T_C$  scales with the square of the exchange coupling constant,  $J$ .<sup>14,15,25</sup> We have used a value of  $J = 150 \text{ meV-nm}^3$  from Ref. 5,25. However, a value 3 times smaller has also been reported.<sup>35</sup> This would change  $T_C$  by a factor of nine. In turn, this could be compensated in the theory by increasing the density of holes, including the split-off band in the calculation,<sup>15</sup> a larger effective mass associated with the motion in an impurity band,<sup>36</sup> or a direct ferromagnetic coupling  $J_M$  between the Mn atoms.

These caveats indicate the current difficulties with the theoretical prediction of the absolute values of the Curie temperature. Our model is less ambitious and is used to provide *changes* in the behavior of the Curie temperature as a function of parameters which characterize the planar heterostructure. For instance, we have presented an

analysis of  $T_C$  for a single digital layer as a function of the density of compensating impurities and the spread of the Mn atoms due to interdiffusion. Our results indicate that  $T_C$  increases with the density of holes and with less interdiffusion (smaller  $\Delta$ ). The fact that  $T_C$  depends on density in a quasi-two dimensional system, contrary to a naive calculation with parabolic bands, gives some theoretical support to the experiment by H. Ohno *et al.*<sup>17</sup> in which they observed a change of  $T_C$  as the density of holes changes in a InAsMn quantum well in a field-effect transistor. Our theory could be also applied to model ferromagnetism observed in a quantum well of p-doped CdTeMn.<sup>37</sup>

In section V we have presented our calculations for the double layer system together with the experimental results for multilayers. The qualitative agreement is good, but the theory seems to underestimate the  $T_C$  at intermediate interlayer distances, *i.e.*, the coupling between the magnetic layers is larger in the experiment than in the theory. Further work on this problem, both in experimental characterization and in the improvement of the theory, might shed some light on the microscopic origin of ferromagnetism in this kind of systems.

In section VI we have studied the confinement effects on the hole carriers which mediate the Mn-Mn magnetic coupling. This leads to a prediction of an increase of  $T_C$  by as much as a factor of almost 3, when a single digital layer is grown in a quantum well structure. The capability to investigate the systemic changes on ferromagnetism and to predict observable effects is a strong point of the effective-mass mean-field theory.

In conclusion, we have presented a theoretical framework to calculate the electronic structure and the critical temperature of heterostructures of III-V ferromagnetic semiconductors. This work is an extension of the 3D case,<sup>15</sup> in which the relevance of the spin-orbit interaction has been pointed out. The main features of the formalism, absent in previous papers on heterostructures, are the inclusion of several subbands, necessary because of the high density of holes in the system, and the inclusion of the spin-orbit interaction, important because it changes both the magnetic coupling and the shape of the bands. We have presented calculations of the digital magnetic heterostructures, providing a qualitative understanding of the experimental values of  $T_C$ , and we have predicted that  $T_C$  for a single digital layer can increase by a factor of 2 when embedded in a quantum well.

We wish to thank Drs. D.D. Awschalom, R. Kawakami, and A. Gossard for stimulating discussions and Dr E. Gwinn for suggesting the calculation of section VII. We acknowledge Spanish Ministry of Education for a post-doctoral fellowship and support by DARPA/ONR N0014-99-1-109 and NSF DMR 0099572.

- <sup>1</sup> G. Prinz, *Physics Today* **45**, 58 (1995); G.A. Prinz, *Science* **282**, 1660 (1998).
- <sup>2</sup> H. Ohno, *et al.*, *Appl. Phys. Lett.* **69**, 363 (1996).
- <sup>3</sup> A. Van Esch *et al.*, *Phys. Rev. B* **56**, 13103 (1997).
- <sup>4</sup> H. Ohno, *Science* **281**, 951 (1998).
- <sup>5</sup> F. Matsukura *et al.*, *Phys. Rev. B* **57**, R2037 (1998).
- <sup>6</sup> H. Ohno, *J. Magn. Magn. Mater.* **200**, 110 (1999).
- <sup>7</sup> J.K. Furdyna, *J. Appl. Phys.* **64**, R29 (1988).
- <sup>8</sup> R. Fiederling *et al.*, *Nature* **402**, 787 (1999).
- <sup>9</sup> A.T. Filip *et al.* *Phys. Rev. B* **62**, 9996 (2000).
- <sup>10</sup> V.P. LaBella *et al.*, *Science* **292**, 1518 (2001).
- <sup>11</sup> A. Hirohata *et al.* *Phys. Rev. B* **63**, 104425 (2001).
- <sup>12</sup> Y. Ohno *et al.*, *Nature* **402**, 790 (1999).
- <sup>13</sup> B. T. Jonker *et al.* *Phys. Rev. B* **62**, 8180 (2000).
- <sup>14</sup> T. Dietl, A. Haury and Y. Merle d'Aubigné, *Phys. Rev. B* **55**, R3347 (1997).
- <sup>15</sup> T. Dietl *et al.*, *Science* **287**, 1019 (2000). T. Dietl, H. Ohno and F. Matsukura *Phys. Rev. B* **63**, 195205 (2001).
- <sup>16</sup> S. Koshihara, *et al.*, *Phys. Rev. Lett.* **78**, 4617 (1997).
- <sup>17</sup> H. Ohno *et al.*, *Nature* **408**, 944 (2000).
- <sup>18</sup> N. Akiba *et al.*, *Appl. Phys. Lett.* **73**, 2122 (1998).
- <sup>19</sup> R. K. Kawakami *et al.*, *Appl. Phys. Lett.* **77**, 2379 (2000).
- <sup>20</sup> *Delta-doping of semiconductors*, edited by E.F. Schubert, (Cambridge University Press, Cambridge, 1996).
- <sup>21</sup> R. K. Kawakami and A. Gossard, private communication.
- <sup>22</sup> W. Kohn and L.J. Sham, *Phys. Rev.* **140**, A1333 (1965).
- <sup>23</sup> D. Broido and L.J. Sham, *Phys. Rev. B* **31**, 888 (1985).
- <sup>24</sup> J.M. Luttinger, *Phys. Rev.* **102**, 1030, (1956).
- <sup>25</sup> T. Jungwirth *et al.*, *Phys. Rev. B* **59**, 9818 (1999).
- <sup>26</sup> B. Lee, T. Jungwirth and A.H. MacDonald, *Phys. Rev. B* **61**, 15606 (2000).
- <sup>27</sup> L. Brey, F. Guinea, *Phys. Rev. Lett* **85**, 2384 (2000)
- <sup>28</sup> A. Ghazali, I.C. da Cunha Lima and M.A. Boselli, *Phys. Rev. B* **63**, 153305-1 (2001).
- <sup>29</sup> J. König, H. Lin and A.H. MacDonald, *Phys. Rev. Lett.* **84**, 5628 (2000).
- <sup>30</sup> M. Yang, S. Sun and M. Chang, *Phys. Rev. Lett.* **86**, 5636 (2001)
- <sup>31</sup> M. Sigrist, K. Ueda and H. Tsunetsugu, *Phys. Rev. B* **46**, 175 (1992)
- <sup>32</sup> S.-R. Yang, D. Broido, and L.J. Sham, *Phys. Rev. B* **32**, 6630 (1985).
- <sup>33</sup> M.E. Lazzouni and L. J. Sham, *The International Journal for Computation and Mathematics in Electrical and Electronic Engineering*, **14**, 129 (1995).
- <sup>34</sup> Y.C. Shih and B.G. Streetman, *Appl. Phys. Lett.* **59**, 1344 (1991). J. Wagner and D. Richards, Chapter 15 in Ref. 20.
- <sup>35</sup> T. Omiya *et al.*, *Physica E* **7**, 976 (2000).
- <sup>36</sup> R.N. Bhatt and M. Berciu, *cond-mat/0011319*.
- <sup>37</sup> A. Haury *et al.*, *Phys. Rev. Lett.* **79**, 511 (1997).