

Optimal orientation of striped states in the quantum Hall system against external modulations

T. Aoyama, K. Ishikawa, and N. Maeda

Department of Physics, Hokkaido University, Sapporo 060-0810, Japan
(December 2, 2024)

We study striped states in the quantum Hall system around half-filled high Landau levels and obtain the optimal orientation of the striped state in the presence of an external unidirectional periodic potential. It is shown that the optimal orientation is orthogonal to the external modulation in the Coulomb dominant regime (the orthogonal phase) and is parallel in the external modulation dominant regime (the parallel phase). The phase boundary of these two phases is determined numerically in the parameter space of the strength and wave number of the external modulation at the half-filled third Landau level.

PACS numbers: 73.40.Hm, 73.20.Dx

The modern semiconductor technology yields extremely pure two-dimensional electron systems in heterostructures. In the presence of a strong perpendicular magnetic field, various kinds of new phenomena in addition to the ordinary quantum Hall effect are found in the systems. The effect of a crystal structure has been believed to be ignored, because the magnetic length is much larger than the lattice constant of the host crystal. Hence, the system is supposed to have an orientational symmetry, that is, physics in the x direction and y direction is equivalent. In the end of the last century, however, highly anisotropic states, which have an enormous anisotropy in magnetoresistances, were observed around the half-filled high Landau level [1–4]. This observation agrees with the striped state which was predicted in a mean field theory [5,6]. The charge density of the striped state is uniform in the one direction and periodic in the orthogonal direction. The Hartree-Fock theory and numerical calculations in a small system for striped states were studied recently at the filling factor where the anisotropy is observed and the results seem to support the striped state [7–10]. The experiments show that the stripe direction is parallel to the specific crystallographic direction. The origin of the orientation of the striped state is still puzzling [11,12].

It is naturally considered that the origin of the orientation is related to yet unknown and very weak periodic structure in the sample. Therefore, we suppose in this paper that the origin to determine the orientation can be modeled by an external modulation in the two-dimensional electron system. We compute the energy of striped states in the quantum Hall system with an external modulation and find the optimal orientation. It is naively expected that the external modulation breaks the orientational symmetry and makes the orientation of the striped state parallel to the modulation. Unexpectedly, we find the counter-intuitive phase in which the optimal orientation of the striped state becomes orthogonal to the external modulation, and the other phase in

which the optimal orientation is parallel to the external modulation depending on the strength and wave number of the modulation. Our results are consistent with the recent experiment of short-period unidirectional lateral superlattices [13].

Let us consider a two-dimensional electron system in a perpendicular uniform magnetic field B and a unidirectional periodic potential. The total Hamiltonian H of the system is written as

$$\begin{aligned} H &= H_0 + H_1 + H_2, \\ H_0 &= \int \psi^\dagger(\mathbf{r}) \frac{(\hat{\mathbf{p}} + e\mathbf{A})^2}{2m} \psi(\mathbf{r}) d^2r, \\ H_1 &= \frac{1}{2} \int \rho(\mathbf{r}) V(\mathbf{r} - \mathbf{r}') \rho(\mathbf{r}') d^2r d^2r', \\ H_2 &= g \int \rho(\mathbf{r}) \cos(\mathbf{K} \cdot \mathbf{r}) d^2r, \end{aligned} \quad (1)$$

where $\hat{p}_\alpha = -i\hbar\partial_\alpha$, $\partial_x A_y - \partial_y A_x = B$, $V = q^2/r$, $q^2 = e^2/4\pi\epsilon$, where ϵ is a dielectric constant. $\psi(\mathbf{r})$ is the electron field, and $\rho(\mathbf{r}) = \psi^\dagger(\mathbf{r})\psi(\mathbf{r})$. H_0 is the free Hamiltonian, which is quenched in the Landau level. H_1 is the Coulomb interaction term and H_2 is the external modulation term. We ignore the spin degree of freedom.

The electron field is expanded by the momentum state $|f_l \otimes \beta_{\mathbf{p}}\rangle$ in von Neumann lattice (vNL) formalism [14,15] as

$$\psi(\mathbf{r}) = \sum_{l=0}^{\infty} \int_{\text{BZ}} \frac{d^2p}{(2\pi)^2} b_l(\mathbf{p}) \langle \mathbf{r} | f_l \otimes \beta_{\mathbf{p}} \rangle, \quad (2)$$

where $b_l(\mathbf{p})$ is the anticommuting annihilation operator with a Landau level index l and a two-dimensional lattice momentum \mathbf{p} defined in the Brillouin zone $|p_\alpha| \leq \pi$. The annihilation operator $b_l(\mathbf{p})$ obeys a twisted periodic boundary condition $b_l(\mathbf{p} - 2\pi\mathbf{N}) = e^{-i\pi(N_x + N_y) + iN_y p_x} b_l(\mathbf{p})$, where N_x, N_y are integers. The momentum state is Fourier transform of the Wannier basis of vNL which localized at $\mathbf{r} = a(r_s m, n/r_s)$, where n, m are integers. Here $a = \sqrt{2\pi\hbar/eB}$ and r_s is an asymmetric parameter. In this paper, we consider only the l th

Landau level state and ignore the Landau level mixing. Hence, H_0 turns out to be a constant and we omit the free Hamiltonian. Fourier transformed density operator $\tilde{\rho}$ in the l th Landau level is written in vNL formalism as

$$\tilde{\rho}(\mathbf{k}) = \int_{\text{BZ}} \frac{d^2p}{(2\pi)^2} b_l^\dagger(\mathbf{p}) b_l(\mathbf{p} - a\hat{\mathbf{k}}) f_l(k) \quad (3)$$

$$\times \exp[-i \frac{a}{4\pi} \hat{k}_x (2p_y - a\hat{k}_y)],$$

where $\hat{\mathbf{k}} = (r_s k_x, k_y/r_s)$ and $f_l(k) = L_l(\frac{a^2 k^2}{4\pi}) e^{-\frac{a^2 k^2}{8\pi}}$, here L_l is the Laguerre polynomial. We substitute Eq. (3) into H_1 and H_2 and find the ground state in two perturbative approaches. In the first approach, perturbative expansions with respect to g in H_2 , which describe the Coulomb dominant regime, are applied. In the second approach, perturbative expansions with respect to q^2/a in H_1 , which describe the external modulation dominant regime, are applied. The filling factor is fixed at $l+1/2$ in the following calculation and numerical calculations are performed at $l = 2$.

(I) H_2 as a perturbation : We obtain the ground state of H_1 in the Hartree-Fock approximation first. Using the Hartree-Fock ground state, we treat H_2 as a perturbation. This approximation is relevant in the Coulomb dominant regime, $g \ll q^2/a$. We use the striped state $|\Psi_1\rangle$ which is uniform in the y direction as the unperturbed ground state of the H_1 . In the Hartree-Fock approximation, this is given as [15,9]

$$|\Psi_1\rangle = N_1 \prod_{|p_x| \leq \pi, |p_y| \leq \pi/2} b_l^\dagger(\mathbf{p}) |0\rangle, \quad (4)$$

where $|0\rangle$ is the vacuum state for b_l and N_1 is a normalization factor. The Fermi surface is parallel to the p_x axis. The density of this state $\langle \Psi_1 | \rho(\mathbf{r}) | \Psi_1 \rangle$ is uniform in y direction and periodic in x direction with a period ar_s [9,15]. The orthogonality of the Fermi surface in the momentum space and the density in the coordinate space plays important roles and is reminiscent of the Hall effect. The one-particle spectrum is given by $\epsilon_{\text{HF}} = \epsilon_{\text{H}} + \epsilon_{\text{F}}$ where

$$\epsilon_{\text{H}} = \frac{2r_s q^2}{a\pi} \sum_{n=\text{odd}} f_l(2\pi n/ar_s)^2 \frac{\cos(np_y)}{n^2}, \quad (5)$$

$$\epsilon_{\text{F}} = -\frac{r_s q^2}{a} \sum_{n=-\infty}^{\infty} \int_{-\frac{\pi}{2}+p_y+2\pi n}^{\frac{\pi}{2}+p_y+2\pi n} dk_y \int_{-\infty}^{\infty} \frac{dk_x}{2\pi} h_l(\mathbf{k}), \quad (6)$$

where $h_l(\mathbf{k}) = f_l(\sqrt{k_x^2 + (k_y r_s/a)^2})^2 / \sqrt{k_x^2 + (k_y r_s/a)^2}$. ϵ_{HF} depends on only p_y , and the self-consistency condition for $|\Psi_1\rangle$ is satisfied. The Fermi velocity is in the y direction. The Hartree-Fock energy per particle is calculated as $E_{\text{HF}}(r_s) = \langle \Psi_1 | H_1 | \Psi_1 \rangle / N$ where N is a number of electrons. E_{HF} is a function of r_s and calculated as $E_{\text{HF}} = \int_{-\pi/2}^{\pi/2} \frac{dp_y}{2\pi} \epsilon_{\text{HF}}(p_y)$ at the half-filled l th Landau

level. The optimal value $r_s = r_s^{\text{min}}$ is determined so as to minimize $E_{\text{HF}}(r_s)$ [9]. The numerical value of r_s^{min} is 2.47 at the half-filled third Landau level.

The perturbation energy per particle in the first order $\Delta E^{(1)} = \langle \Psi_1 | H_2 | \Psi_1 \rangle / N$ is written as

$$\Delta E^{(1)} = \frac{g}{2N} \langle \Psi_1 | (\tilde{\rho}(\mathbf{K}) + \tilde{\rho}(-\mathbf{K})) | \Psi_1 \rangle. \quad (7)$$

The operator $\tilde{\rho}(\mathbf{K})$ moves an electron in the Fermi sea by $a\hat{\mathbf{K}}$ in the momentum space. Therefore, except for the case that $a\hat{\mathbf{K}}_y$ coincides with a multiple of 2π , $\Delta E^{(1)}$ vanishes. In this paper, we consider only the range $|a\hat{\mathbf{K}}_y| < \pi$ which is sufficient to compare our results with experiments.

The perturbation energy per particle in the second order $\Delta E^{(2)}$ is written as

$$\Delta E^{(2)}(g, \theta, K) = \int_{\frac{\pi}{2}-a\hat{K}_y}^{\frac{\pi}{2}} \frac{dp_y}{2\pi} \frac{-g^2 f_l(K)^2}{\epsilon_{\text{HF}}(p_y + a\hat{K}_y) - \epsilon_{\text{HF}}(p_y)}, \quad (8)$$

where $\hat{K}_y = K \sin \theta / r_s^{\text{min}}$, θ is an angle between the stripe direction and the external modulation. We obtain the total energy per particle in the Coulomb dominant regime as

$$E^{\text{Coul}}(g, K, \theta) = E_{\text{HF}}(r_s^{\text{min}}) + \Delta E^{(2)}(g, K, \theta). \quad (9)$$

The θ dependence of $\Delta E^{(2)}$ is shown in Fig. 1 at the half-filled third Landau level. As seen in Fig. 1, the energy is always minimum at $\theta = \pi/2$, that is, the optimal orientation of the striped state is orthogonal to the external modulation. We call this phase the orthogonal phase. Note that $\Delta E^{(2)}$ vanishes and θ dependence disappears when K equals the zeros of $f_l(K)$. In this case, the external modulation loses control of the stripe direction.

(II) H_1 as a perturbation : We diagonalize H_2 first by choosing the y axis of vNL to be parallel to the external modulation and $r_s = 2\pi/aK$, that is, the period of the striped states ar_s equals the wave length $2\pi/K$ of the external modulation. Using this vNL basis, we treat H_1 as a perturbation. This approximation is relevant in the external modulation dominant regime, $g \gg q^2/a$. Then the state $|\Psi_1\rangle$ is the ground state of H_2 . The external modulation term reads

$$H_2 = -|g f_l(K)| \int_{\text{BZ}} \frac{d^2p}{(2\pi)^2} b_l^\dagger(\mathbf{p}) b_l(\mathbf{p}) \cos p_y. \quad (10)$$

The ground state energy per particle of H_2 is obtained as $E_2(g) = -\frac{2}{\pi} |g f_l(K)|$. The perturbation energy per particle is calculated as $E_{\text{HF}}(r_s) = \langle \Psi_1 | H_1 | \Psi_1 \rangle / N$ with $r_s = 2\pi/aK$. Hence, the total energy per particle in the external modulation dominant regime is given by

$$E^{\text{ext}}(g, K) = E_{\text{HF}}(2\pi/aK) - \frac{2}{\pi} |g f_l(K)|. \quad (11)$$

In this state, the stripe direction is parallel to the external modulation, which we call the parallel phase.

Finally we compare the total energies of striped states obtained in (I) and (II) at the half-filled third Landau level. As a typical example, $E^{\text{Coul}}(g, K, \pi/2)$ and $E^{\text{ext}}(g, K)$ for $aK = 2$ is plotted in Fig. 2. The bold line represents the lower energy state. As seen in Fig. 2, the orthogonal phase has lower energy and is realized at small g . The parallel phase has lower energy and is realized at large g . The phase boundary is calculated by solving the equation in g , $E^{\text{ext}}(g, K) = E^{\text{Coul}}(g, K, \pi/2)$ for various value of aK . The phase diagram in g - K plane is shown in Fig. 3, where orthogonal and parallel phases are indicated by I and II respectively. The dashed lines correspond to the zeros of $f_2(K)$, $aK = 2.714$ and 6.550 , at which the stripe direction is undetermined. At $aK = 2\pi/r_{\text{min}} = 2.544$, where the period of the external modulation coincides with the optimal period of the stripe, the phase boundary touches the K axis.

The direct verification of our results is made by observing a transition between the two phases by tuning the external modulation. The necessary wave length of the modulation for the verification is on the order of $2a$, which is about 100nm at $B = 2\text{T}$. Recently, the unidirectional lateral superlattice with a period 92nm is achieved on top of the two-dimensional electron system [13]. The experiment shows that the magnetoresistance orthogonal to the external modulation has a shallow and broad dent between two peaks around $\nu = 9/2$. The magnetoresistance parallel to the external modulation does not have the same structure around $\nu = 9/2$. Anisotropy observed in this experiment is small due to the low mobility compared with experiments of striped states [1–4]. The strength of the modulation is estimated as $g = 0.015\text{meV}$. The parameters $(g, K) = (0.006q^2/a, 3.097/a)$ correspond to this experimental setting, and are shown as X in Fig. 4. X belongs to the orthogonal phase. In this phase, the one-particle dispersion has no energy gap in the orthogonal direction and has an energy gap in the parallel direction to the external modulation. Hence, the magnetoresistance orthogonal to the external modulation is strongly modified by the injected electric current compared with the parallel magnetoresistance. This is consistent with the experiment. With a slightly larger period 115nm, orthogonal magnetoresistance around $\nu = 9/2$ is structureless. In this case, the corresponding parameters $(g, K) = (0.014q^2/a, 2.478/a)$ are shown as Y in Fig. 4 [19]. Y belongs to the parallel phase. Hence, there is an energy gap in orthogonal direction to the external modulation and the magnetoresistance in this direction is not modified strongly by the injected electric current. This is also consistent with our results. We hope that a similar experiment with a higher mobility sample will give more clear evidence for our results.

It seems difficult to understand how the orthogonal phase is realized contrary to the naive expectation that

two striped structures tend to be parallel. To understand the reason, it is convenient to consider the striped state in the momentum space. Since the Fermi surface of the striped state is flat as seen in Eq. (4), a perturbation with a wave number vector perpendicular to the Fermi surface affects the total energy most strongly. Therefore the orthogonal phase could be realized in a small external modulation. The point of our theory is that the mean field theory has the flat Fermi surface. The effect of the fluctuation around the mean field has been studied but discussions seem unsettled yet [16–18]. Comparisons between experiments with an in-plane magnetic field [3,4,20] and Hartree-Fock calculations indicate that the mean field energy is good approximation for the striped state [7,8]. Therefore it is expected that the results obtained in this paper are not changed substantially by the fluctuation effect.

In summary it is shown that a weak external modulation determines the orientation of the striped state and there are two phases in the two-dimensional parameter space of the strength and wave number of the external modulation, that is, the orthogonal phase and parallel phase. In the former phase, the optimal orientation of the striped state is orthogonal to the external modulation. In the latter phase, the optimal orientation of the striped state is parallel to the external modulation. The phase diagram is obtained numerically at the half-filled third Landau level. The experiment of the short period unidirectional lateral superlattice is consistent with our phase diagram. We believe that our findings shed a new light on the origin of an orientation of striped states in quantum Hall systems.

We thank A. Endo and Y. Iye for useful discussions. This work was partially supported by the special Grant-in-Aid for Promotion of Education and Science in Hokkaido University provided by the Ministry of Education, Science, Sports, and Culture, and by the Grant-in-Aid for Scientific Research on Priority area (Physics of CP violation) (Grant No. 12014201).

-
- [1] M. P. Lilly, K. B. Cooper, J. P. Eisenstein, L. N. Pfeiffer, and K. W. West, Phys. Rev. Lett. **82**, 394 (1999).
 - [2] R. R. Du, D. C. Tsui, H. L. Stormer, L. N. Pfeiffer, K. W. Baldwin, and K. W. West, Solid State Commun. **109**, 389 (1999).
 - [3] W. Pan, R. R. Du, H. L. Stormer, D. C. Tsui, L. N. Pfeiffer, K. W. Baldwin, and K. W. West, Phys. Rev. Lett. **83**, 820 (1999).
 - [4] M. P. Lilly, K. B. Cooper, J. P. Eisenstein, L. N. Pfeiffer, and K. W. West, Phys. Rev. Lett. **83**, 824 (1999).
 - [5] A. A. Koulakov, M. M. Fogler, and B. I. Shklovskii, Phys.

- Rev. Lett. **76**, 499 (1996); M. M. Fogler, A. A. Koulakov, and B. I. Shklovskii, Phys. Rev. B **54**, 1853 (1996).
- [6] R. Moessner and J. T. Chalker, Phys. Rev. B **54**, 5006 (1996).
- [7] T. Jungwirth, A. H. MacDonald, L. Smrčka, and S. M. Girvin, Phys. Rev. B **60**, 15574 (1999).
- [8] T. Stanescu, I. Martin, and P. Phillips, Phys. Rev. Lett. **84**, 1288 (2000).
- [9] N. Maeda, Phys. Rev. B **61**, 4766 (2000).
- [10] E. H. Rezayi, F. D. M. Haldane and K. Yang, Phys. Rev. Lett. **83**, 1219 (1999).
- [11] R. L. Willett, J. W. P. Hsu, D. Natelson, K. W. West, and L. N. Pfeiffer, cond-mat/0007134.
- [12] K. B. Cooper, M. P. Lilly, J. P. Eisenstein, T. Jungwirth, L. N. Pfeiffer, and K. W. West, cond-mat/0104243.
- [13] A. Endo and Y. Iye, Solid State Commun. **117**, 249 (2001).
- [14] K. Ishikawa, N. Maeda, T. Ochiai, and H. Suzuki, Physica E **4**, 37 (1999); N. Imai, K. Ishikawa, T. Matsuyama, and I. Tanaka, Phys. Rev. B **42**, 10610 (1990).
- [15] K. Ishikawa, N. Maeda, and T. Ochiai, Phys. Rev. Lett. **82**, 4292 (1999); K. Ishikawa and N. Maeda, Physica B **298**, 159 (2001); cond-mat/0102347.
- [16] E. Fradkin and S. A. Kivelson, Phys. Rev. B **59**, 8065 (1999).
- [17] A. H. MacDonald and M. P. A. Fisher, Phys. Rev. B **61**, 5724 (2000).
- [18] R. Côté and H. A. Fertig, Phys. Rev. B **62**, 1993 (2000).
- [19] A. Endo (private communication).
- [20] W. Pan, T. Jungwirth, H. L. Stormer, D. C. Tsui, A. H. MacDonald, S. M. Girvin, L. Smrčka, L. N. Pfeiffer, K. W. Baldwin, and K. W. West, Phys. Rev. Lett. **85**, 3257 (2000).

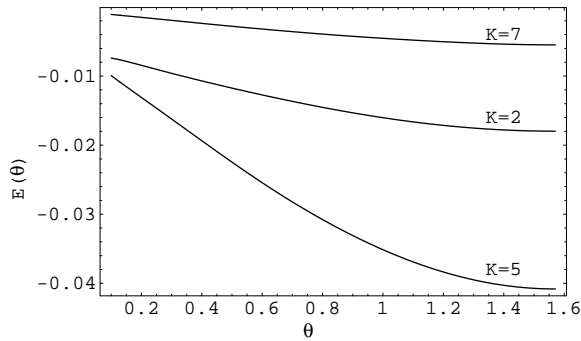


Fig. 1. The θ -dependence of $\Delta E^{(2)}(g, K, \theta)$ for $aK = 2, 5, 7$. The unit of energy is $g^2/a/q^2$.

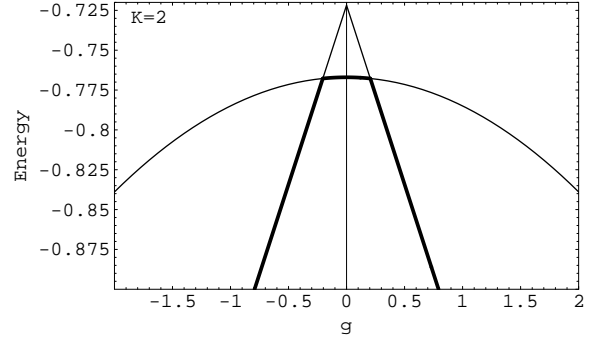


Fig. 2. The total energy of the striped state obtained in (I) and (II) for $aK = 2$. The unit of energy and g is q^2/a . The straight line stands for $E^{\text{ext}}(g, 2/a)$ and the parabolic line stands for $E^{\text{Coul}}(g, 2/a, \pi/2)$. The lower energy state is represented by the bold line.

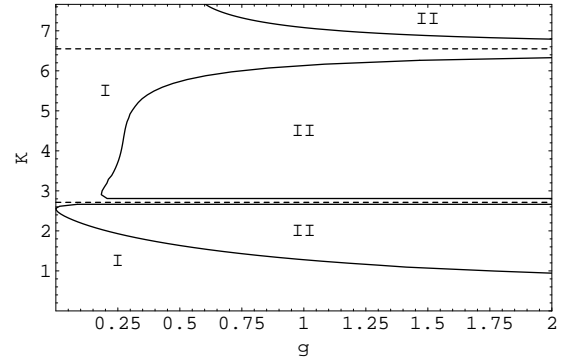


Fig. 3. The phase diagram of the striped state at the half-filled third Landau level. The unit of g is q^2/a and the unit of K is $1/a$. The region denoted by I corresponds to the orthogonal phase. The region denoted by II corresponds to the parallel phase. The dashed lines represent the zeros of $f_2(K)$, at which the stripe direction is undetermined.

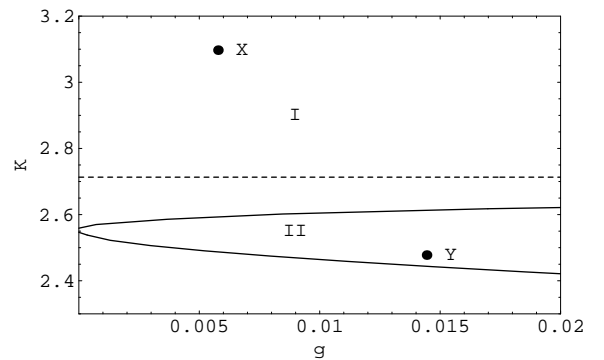


Fig. 4. The two points X and Y in the phase diagram stand for the experimental data [13].