

Ferromagnetic transition in a double-exchange system containing impurities

Mark Auslender¹ and Eugene Kogan²

¹ *Department of Electrical and Computer Engineering, Ben-Gurion University of the Negev, P.O.B. 653, Beer-Sheva, 84105 Israel*

² *Jack and Pearl Resnick Institute of Advanced Technology, Department of Physics, Bar-Ilan University, Ramat-Gan 52900, Israel*

(September 24, 2024)

We study ferromagnetic transition in three-dimensional double-exchange model containing impurities. The influence of both spin fluctuations and impurity potential on conduction electrons is described in coherent potential approximation. In the framework of thermodynamic approach we construct Landau functional for the system "electrons (in disordered environment) + core spins". Analysing the Landau functional we calculate the temperature of ferromagnetic transition T_C and paramagnetic susceptibility χ . For T_C , we thus extend the result obtained by Furukawa in the framework of the Dynamical Mean Field Approximation, with which our result coincides in the limit of zero impurity potential. We find, that the alloy disorder, able to produce a gap in density of electron states, can substantially decrease T_C with respect to the case of no impurities.

PACS numbers: 75.10.Hk, 75.30.Mb, 75.30.Vn

I. INTRODUCTION

The recent rediscovery of colossal magnetoresistance in doped Mn oxides with perovskite structure $R_{1-x}D_x\text{MnO}_3$ (R is a rare-earth metal and D is a divalent metal, typically Ba, Sr or Ca) [1] substantially increased interest in the double-exchange (DE) model [2,3]. Several approaches were used lately to study the thermodynamic properties of the DE model, including the Dynamical Mean Field Approximation (DMFA) [4] (and references therein; DMFA itself see [5]), Green functions decoupling techniques [6], Schwinger bosons [7], variational mean-field approach [8] and numerical methods [9–11]. In all these approaches chemical disorder introduced by doping, which is generic for the manganites, has not been taken into account.

Recently we have shown that the concurrent action of the chemical and magnetic disorder, is crucial for the description of the density of states and conductivity in manganites [12]. In the present paper we consider the ferromagnetic transition in the case of non-zero potential of randomly distributed impurities, using the same coherent potential approximation (CPA) [13–15] as in our previous paper [12] (see also relevant Ref. [16]). Briefly, the effect of impurities on the transition is the reduction of T_C as the impurity potential strength increases. In more detail, at values of the impurity potential at which the electron band is split off into two subbands, the mechanism of ferromagnetic exchange is other than in the case of the zero or weak potential.

II. HAMILTONIAN AND CPA EQUATIONS

We consider the DE model with the inclusion of the single-site impurity potential. We apply the quasiclassi-

cal adiabatic approximation and consider each core spin as a static vector of fixed length S ($\mathbf{S}_i = S\mathbf{n}_i$, where \mathbf{n}_i is a unit vector). The Hamiltonian of the model $H([\mathbf{n}_i])$ in site representation is

$$\hat{H}_{ij} = t_{i-j} + (\epsilon_i - J\mathbf{n}_i \cdot \hat{\sigma})\delta_{ij}, \quad (1)$$

where t_{i-j} is the electron hopping, ϵ_i is the on-site energy, J is the effective exchange coupling between a core spin and a conduction electron and $\hat{\sigma}$ is the vector of the Pauli matrices. The hat above the operator reminds that it is a 2×2 matrix in the spin space (we discard the hat when the operator is a scalar matrix in the spin space). The Hamiltonian (1) is random due to randomness of a core spin configuration $[\mathbf{n}_j]$ and the randomness of the on-site energies ϵ_i .

To handle CPA we present Hamiltonian (1) as

$$\hat{H} = \overbrace{(t_{i-j} + \hat{\Sigma}\delta_{ij})}^{\hat{H}^0} + \overbrace{(\epsilon_i - J\mathbf{n}_i \cdot \hat{\sigma} - \hat{\Sigma})\delta_{ij}}^{\hat{V}} \quad (2)$$

(the site independent self-energy $\hat{\Sigma}(E)$ is to be determined later), and construct a perturbation theory with respect to random potential \hat{V} . To do this let us introduce the exact T -matrix as the solution of the equation

$$\hat{T} = \hat{V} + \hat{V}\hat{G}_0\hat{T}, \quad (3)$$

in which $\hat{G}_0 = (E - \hat{H}^0)^{-1}$. For the exact Green function \hat{G} we get

$$\hat{G} = \hat{G}_0 + \hat{G}_0\hat{T}\hat{G}_0. \quad (4)$$

The self energy is determined from the requirement

$$\langle \hat{G} \rangle_{\mathbf{n}, \epsilon} = \hat{G}_0 \quad (5)$$

where the angular brackets with the indexes mean averaging over the configurations of both core spins and impurities. In CPA T -matrix T is considered in a single-site approximation, at which Eq. (5) is reduced to the equation

$$\langle \hat{T}_i \rangle_{\mathbf{n},\epsilon} = 0, \quad (6)$$

where \hat{T}_i is the solution of the equation

$$\hat{T}_i = \hat{V}_i + \hat{V}_i \hat{g}(E) \hat{T}_i. \quad (7)$$

Here

$$\hat{g}(E) = g_0(E - \hat{\Sigma}), \quad (8)$$

$$g_0(E) = \int_{-\infty}^{\infty} \frac{N_0(\varepsilon)}{E - \varepsilon} d\varepsilon, \quad (9)$$

$N_0(\varepsilon)$ being the bare (i.e. for $\epsilon_i = 0$ and $J = 0$) density of states (DOS). Finally Eq.(6) can be transformed to an algebraic equation for the 2×2 matrix $\hat{\Sigma}$:

$$\hat{g} = \left\langle \left(\hat{\Sigma} + \hat{g}^{-1} - \hat{V}_i \right)^{-1} \right\rangle_{\mathbf{n},\epsilon}. \quad (10)$$

III. BAND STRUCTURE

To consider the evolution of the DOS

$$N(E) = \frac{1}{\pi} \text{Im } g_c, \quad (11)$$

where $g_c = \text{Tr } \hat{g}$ (here Tr means the trace over spin states only), with the variation of the impurity concentration and potential strength, we exploit the semi-circular (SC) bare DOS given at $|\varepsilon| \leq W$ (W is half of the bandwidth) by

$$N_0(\varepsilon) = \frac{2}{\pi W} \sqrt{1 - \left(\frac{\varepsilon}{W} \right)^2}, \quad (12)$$

and equal to zero otherwise. For this DOS (which is exact on a Caley tree)

$$g_0(E) = \frac{2}{W} \left[\frac{E}{W} - \sqrt{\left(\frac{E}{W} \right)^2 - 1} \right]. \quad (13)$$

Hence we obtain

$$\hat{\Sigma} = E - 2w\hat{g} - \hat{g}^{-1}, \quad (14)$$

where $w = W^2/8$. Thus, Eq. (10) transforms to

$$\hat{g} = \left\langle (E - \epsilon + J\mathbf{n}\sigma - 2w\hat{g})^{-1} \right\rangle_{\mathbf{n},\epsilon}. \quad (15)$$

It is convenient to write the locator \hat{g} in the form

$$\hat{g} = \frac{1}{2}(g_c \hat{I} + \mathbf{g}_s \hat{\sigma}), \quad (16)$$

where \hat{I} is a unity matrix. For the charge locator g_c and spin locator \mathbf{g}_s we obtain the system of equations

$$\begin{aligned} g_c &= 2 \left\langle \frac{E - \epsilon - wg_c}{(E - \epsilon - wg_c)^2 - (J\mathbf{n} - w\mathbf{g}_s)^2} \right\rangle_{\mathbf{n},\epsilon} \\ \mathbf{g}_s &= 2 \left\langle \frac{w\mathbf{g}_s - J\mathbf{n}}{(E - \epsilon - wg_c)^2 - (J\mathbf{n} - w\mathbf{g}_s)^2} \right\rangle_{\mathbf{n},\epsilon}. \end{aligned} \quad (17)$$

In the strong Hund coupling limit ($J \rightarrow \infty$) we obtain from Eqs. (17) two decoupled spin sub-bands. For the lower sub-band, after shifting the energy by J we obtain

$$\begin{aligned} g_c &= \left\langle \frac{1}{E - \epsilon - wg_c - wn^z g_s} \right\rangle_{\mathbf{n},\epsilon} \\ g_s &= \left\langle \frac{n^z}{E - \epsilon - wg_c - wn^z g_s} \right\rangle_{\mathbf{n},\epsilon}, \end{aligned} \quad (18)$$

where $\mathbf{g}_s = (0, 0, g_s)$ an axis OZ is directed along the average magnetization of core spins $\langle \mathbf{m} \rangle$.

In fact, details of alloying define how to average over the configurations of impurities in Eqs. (17,18). We use for this random substitution model of disorder. That is $\epsilon_i = V$ with the probability x and $\epsilon_i = 0$ with the probability $1 - x$, where V and x are the impurity potential and concentration, respectively. As to core spins, once CPA is introduced, their configuration probability should be determined self-consistently in order to close Eqs. (17,18). We have proved elsewhere that in the presence of an annealed disorder (including dynamical one) it is the only DMFA ansatz for the disorder configuration probability [5] that keeps the free energy stationary against variations of CPA $\hat{\Sigma}$ [17].

For the following two cases, however, only the averaging over ϵ is left. For a saturated ferromagnetic (FM) phase ($m = 1$), we obtain $g_s = g_c$, and closed equation for the charge locator is

$$g_c = \left\langle \frac{1}{E - \epsilon - 2wg_c} \right\rangle_{\epsilon}, \quad (19)$$

For a paramagnetic (PM) phase ($m = 0$), we obtain $\mathbf{g}_s = 0$, and closed equation for the charge locator is

$$g_c^{(0)} = \left\langle \frac{1}{E - \epsilon - wg_c^{(0)}} \right\rangle_{\epsilon}. \quad (20)$$

It appears that calculation of $g_c^{(0)}$ is sufficient for obtaining T_C and the PM susceptibility χ as functions of x and V

The results of numerical calculation of the DOS at the PM state are presented on Fig. 1 (specific x and different V/W)

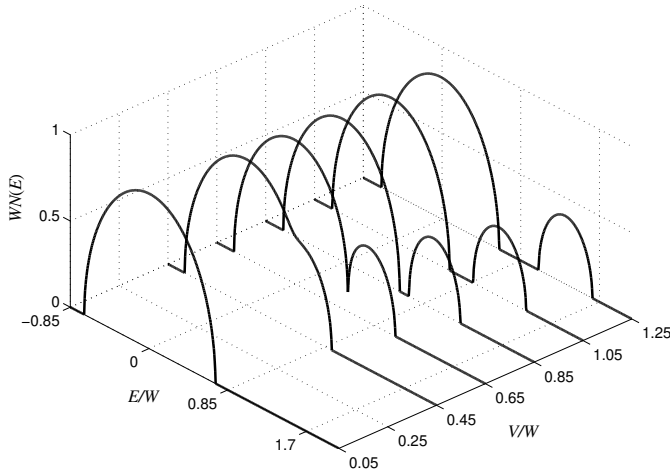


FIG. 1. The calculated DOS as function of the relative strength of impurity potential V/W for $x = 0.18$.

and on Fig. 2 (specific V/W and different x)

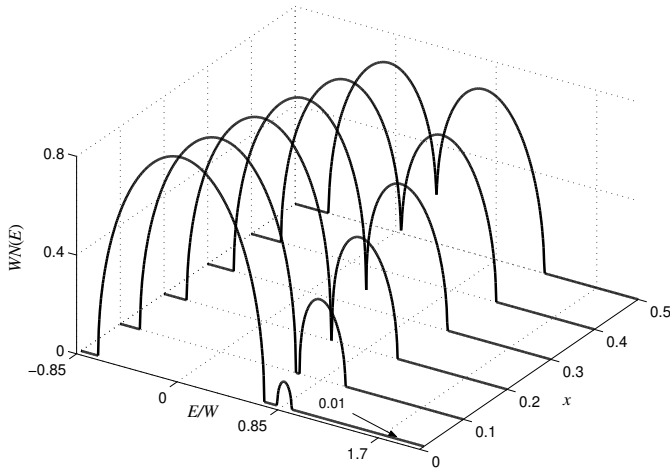


FIG. 2. The calculated DOS as function of hole concentration x for $V/W = 0.69$.

When comparing Eqs. (19) and (20) it is seen that the DOS in the FM phase is equal to the DOS in the PM state of another model, with increased by a factor of $\sqrt{2}$ bare bandwidth. Using this property and Fig. 1 we conclude that at an appropriate V/W there may be a gap between the conduction band states and the impurity band states in the PM phase, while the FM DOS is gapless. This may explain metal-insulator transition observed in manganites and magnetic semiconductors [12]. It is also seen from Fig. 2 that the gap in the DOS existing at low concentrations may close at higher concentrations. The value of the impurity potential $V_c = W/\sqrt{2}$ detaches two types of the gap behaviour. At $V < V_c$ the gap opens for some $x < 0.5$ or does not open at all, at

$V > V_c$ the gap exists for all $0 < x \leq 0.5$, and at $V = V_c$ the gap closes exactly for $x = 0.5$. Anyhow, even if the gap is closed there still may exist pseudogap at a strong enough potential (see Fig. 2).

The dependence of the gap Δ on x at several V/W is shown on on Fig. 3, which summarizes the regularities discussed above.

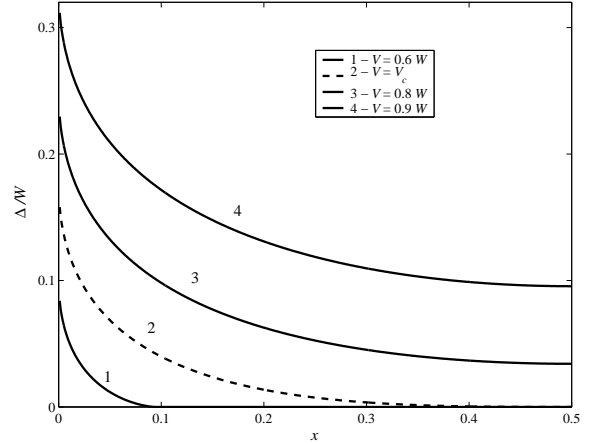


FIG. 3. The calculated gap in the DOS as function of hole concentration x at different relative strengthes of impurity potential V/W .

It is worth noting, that at $V > V_c$, Δ is near to saturate after $x > 0.25$. This may explain the near independence of the resistivity activation energy on x in the PM phase observed in single crystalline manganites. [18] (the fact used by some authors to support the polaron scenarios of the transport at $T > T_C$).

IV. LANDAU FUNCTIONAL

In our approach the calculation of thermodynamical properties is based on the analysis of the Landau functional. We start from the exact partition function of the system electrons + core spins

$$Z = \int \exp \left[-\beta \Omega([\mathbf{n}_j]) + \beta \mathbf{H} \sum_i \mathbf{n}_i \right] D[\mathbf{n}_j], \quad (21)$$

where N is the number of core spins, \mathbf{H} is magnetic field, $\beta = 1/T$, and $\Omega([\mathbf{n}_j])$ is the grand canonical potential of the electron subsystem for a given core spin configuration $[\mathbf{n}_j]$. Our aim is to obtain Landau functional of the system.

Since we use CPA for electronic properties it is consistent to construct the Landau functional should be using a mean-field approach. Mean-field means that we do not take into account large-scale fluctuations of the macroscopic magnetisation $\mathbf{M} = \frac{1}{N} \sum_j \mathbf{n}_j$, but within CPA we certainly take into account microscopic fluctuations of \mathbf{n}_i . In the mean-field approximation all energy levels depend only upon \mathbf{M} . Hence we may approximately put

$$\Omega([\mathbf{n}_j]) \approx \Omega(M), \quad (22)$$

where $\Omega(m)$ is the grand canonical potential calculated within CPA at non-zero \mathbf{m} . Then the partition function can be written as

$$Z = \int \exp[-\beta L(\mathbf{M}, \mathbf{H})] d\mathbf{M}, \quad (23)$$

where

$$L(\mathbf{M}, \mathbf{H}) = \Omega(M) - N\mathbf{H}\mathbf{M} - TS(M); \quad (24)$$

the quantity

$$S(M) = \ln \int \delta \left(\mathbf{M} - \frac{1}{N} \sum_i \mathbf{n}_i \right) D[\mathbf{n}_j] \quad (25)$$

is the entropy of the core spin subsystem. So we may identify the functional $L(\mathbf{M}, \mathbf{H})$ in the exponent of Eq. (23) with the Landau functional of the whole system [19].

At high temperatures the minimum of $L(\mathbf{M}, 0)$ is at $M = 0$. At low temperatures the point $M = 0$ corresponds to the maximum of this functional. Let us expand $L(\mathbf{M}, 0)$ with respect to M

$$L(\mathbf{M}, 0) = L_0(T) - L_2(T)M^2 + O(M^4), \quad (26)$$

$$L_2(T) = \Omega_2(T) - TS_2.$$

Here the coefficients are defined from the the second-order expansions of $S(M)$

$$S(m) = S_0 - S_2M^2 + \dots, \quad (27)$$

where $S_2 = N^{\frac{2}{3}}$ [19], and of $\Omega(m)$

$$\Omega(m) = \Omega_0(T) - \Omega_2(T)m^2 + \dots \quad (28)$$

which is to be constructed. Thus the critical temperature T_C , below which the functional has the minimum at some $M \neq 0$, is defined from the equation

$$L_2(T_C) = \Omega_2(T_C) - T_C S_2 = 0. \quad (29)$$

The magnetic susceptibility in the PM phase is given by the equation

$$\frac{2}{N} \chi(T) = \frac{1}{TS_2 - \Omega_2(T)}. \quad (30)$$

The grand canonical potential of the electron subsystem is given by

$$\Omega(m) = -\frac{N}{\pi\beta} \int_{-\infty}^{+\infty} \ln [1 + e^{-\beta(E-\mu)}] N(E) dE, \quad (31)$$

where $N(E)$ is the DOS given by Eq.(11)) and μ is the chemical potential determined from the equation

$$n = \int_{-\infty}^{+\infty} f(E, \mu) N(E) dE, \quad (32)$$

in which $f(E, \mu)$ is the Fermi function and $n = 1 - x$ is the number of electrons per site.

V. CALCULATION OF T_C AND $\chi(T)$

Due to the constancy of n (or x) the calculation of $\Omega_2(T)$ requires only the second-order expansion of $N(E)$ with respect to m , which is obtained via Eq.(11)) thus expanding Eq. (18)

$$g_c = g_c^{(0)} + g_c^{(2)}m^2 + \dots, \quad (33)$$

Substituting the related result for $N^{(2)}(E)$ into Eqs. (31), (29) and (30), we obtain the following equations

$$T_C = \Theta(T_C, \mu(T_C)), \quad (34)$$

$$\frac{3}{N} \chi(T) = \frac{1}{T - \Theta(T, \mu(T))} \quad (35)$$

In these equations $\mu(T)$ is determined from in Eq. (32) where $N(E)$ is replaced by its PM value $N^{(0)}(E)$, and

$$\Theta(T, \mu) = \frac{2w}{3\pi\beta} \int_{-\infty}^{\infty} \ln [1 + e^{-\beta(E-\mu)}] \text{Im} \left\{ \frac{\langle g_\epsilon \rangle_\epsilon \left[\langle g_\epsilon^2 \rangle_\epsilon + \frac{w}{3} \left(\langle g_\epsilon \rangle_\epsilon \langle g_\epsilon^3 \rangle_\epsilon - \langle g_\epsilon^2 \rangle_\epsilon^2 \right) \right]}{(1 - w \langle g_\epsilon^2 \rangle_\epsilon) \left(1 - \frac{w}{3} \langle g_\epsilon^2 \rangle_\epsilon \right)^2} \right\} dE, \quad (36)$$

where

$$g_\epsilon = \frac{1}{E - \epsilon - wg_c^{(0)}}, \quad (37)$$

Using Eq. (20) and integrating by parts, we obtain

$$\Theta(T, \mu) = \int_{-\infty}^{\infty} f(E, \mu) \theta(E) dE, \quad (38)$$

where

$$\theta(E) = -\frac{w}{3\pi} \text{Im} \left\{ \frac{\langle g_\epsilon \rangle_\epsilon^2}{1 - \frac{w}{3} \langle g_\epsilon^2 \rangle_\epsilon} \right\}, \quad (39)$$

The function $\theta(E)$ being integrated with respect to energy gives exactly zero. This leads to $T_C(x) = T_C(1-x)$, which reflects the particle-hole symmetry of our model irrespective of the disorder strength.

In the case where the DOS is smooth, the inequality $W \gg T_C$ allows us to consider electrons as nearly degenerate. In this case both μ and $\Theta(T, \mu)$ do not depend upon T , and Eq. (34) is just a ready formula for T_C . The same is true if there is developed gap. In this case μ is near the middle of the gap, so we can substitute $f(E, \mu)$ by one, provided that the integration in Eq. (38) extends only

over the filled subband. In both these cases $\chi(T)$ obeys the Curie-Weiss law (see Eq. (35)). In the first case the ferromagnetic order is mediated mostly by mobile holes that is specific for DE. In the second case the concentration of the mobile carriers (both holes and electrons) is exponentially small. So effective exchange between core spins is mostly due to virtual transitions of electrons from the lower filled to the upper empty subband via the gap. This mechanism is an analog of super-exchange (SE) acting in the system with electron disorder.

If $\Delta \sim T$ or there is a pseudogap with a strong dip in the DOS, the integration in Eqs. (32) and (38) should take into account the tails of $f(E, \mu)$. The exchange in such cases is intermediate between DE and SE types.

For the case of no on-site disorder our Eq. (34) for T_C coincides with Eq. (49) of Ref. [20], obtained in the framework of DMFA and calculated numerically versus x . In this case we even managed to calculate the integral in Eq. (38) analytically, to get for T_C :

$$T_C = \frac{W\sqrt{2}}{4\pi} \left[\sqrt{1-y^2} - \frac{1}{\sqrt{3}} \tan^{-1} \sqrt{3(1-y^2)} \right], \quad (40)$$

$$y = \sqrt{2}\mu/W, \quad (41)$$

while Eq. (32) takes the form

$$x = \frac{1}{2} - \frac{1}{\pi} \left(\sin^{-1} y + y\sqrt{1-y^2} \right). \quad (42)$$

When the disorder is taken into account the integration in Eq. (38) and solving Eq. (34) is done numerically. The results for $T_C(x)$ at different V/W are presented on Fig. 4. The upper (dashed) curve calculated at $V = 0$ is the same as plotted using Eqs. (40) and (42)

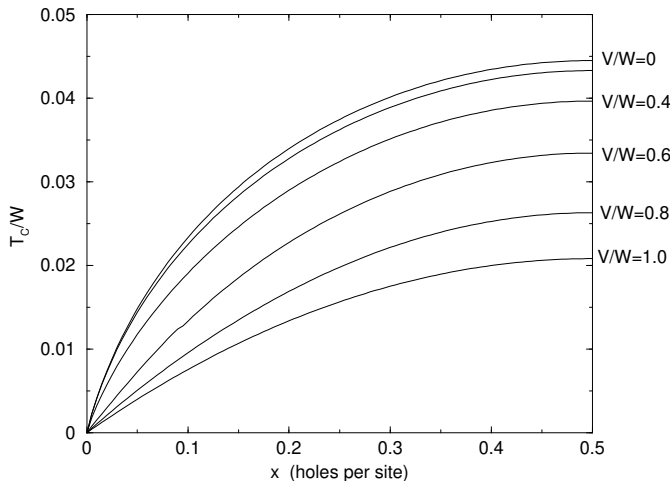


FIG. 4. The calculated Curie temperature as function of x at different V/W .

One notices that the increase of the impurity potential leads to progressive decrease of T_C . This decrease becomes more substantial at V/W and x able to produce the gap in the density of states. This trend marks

the modification of the ferromagnetic exchange mechanism which accompanies the electron band splitting. As in the case of DE alone T_C still increases from zero to a maximum value upon increasing x from $x = 0$ to $x = 0.5$.

VI. DISCUSSION

The DE scenario of the FM transition in manganites attracted especial attention after its validity was questioned in Ref. [21]. In the following discussion, the position of one side can be expressed by reformulation of the rhetorical question by Hubbard [22]: "How, in the itinerant model, explain a Curie temperature $\sim 1000^\circ$ for iron, when calculations always give an exchange field $\sim 1 - 2$ eV?" in the form: How, in the DE model, explain a Curie temperature $\sim 300^\circ$ for a manganite (at optimal doping), when calculations always give a bandwidth $\sim 1 - 2$ eV? The fallacy is based on the implicit assumption that the T_C should be of the order of the energy difference between the fully ordered FM state and the PM state (which is the smallest of the band width and the exchange integral). It does not take into account that the fluctuations which restore magnetic symmetry in itinerant models are local fluctuations in the orientation of magnetic moments, with much lower energy [22]. That is why the numerical coefficient in Eq. (40) turns out to be much less than one.

Our results show that T_C is further decreased by the presence of impurities with strong enough potential. It may be questioned in this connection why low value of T_C in manganites would be on account of fluctuations beyond DMFA in the pure DE model rather than due to the alloy disorder. The present study reveals an interesting, though hardly experimentally detectable, feature - the alternation of ferromagnetic exchange mechanism from DE to SE like as the impurity band splits off the conduction band.

VII. ACKNOWLEDGMENT

This research was supported by the Israeli Science Foundation administered by the Israel Academy of Sciences and Humanities.

-
- [1] R. von Helmolt *et al.*, Phys. Rev. Lett. **71**, 2331 (1993); K. Chandra *et al.*, Appl. Phys. Lett. **63**, 1990 (1993); S. Jin *et al.*, Science **264**, 413 (1994).
 - [2] C. Zener, Phys. Rev. **82**, 403 (1951).
 - [3] P. W. Anderson and H. Hasegawa, Phys. Rev. **100**, 675 (1955).

- [4] N. Furukawa: in *Physics of Manganites*, ed. T. Kaplan and S. Mahanti (Plenum Publishing, New York, 1999).
- [5] A. Georges, G. Kotliar, W. Krauth, and M. J. Rozenberg, *Rev. Mod. Phys.* **68**, 13 (1996).
- [6] A. C. M. Green and D. M. Edwards, *J. Phys.: Cond. Matt.* **11**, 10511 (1999).
- [7] D. P. Arovas, G. Gomes-Santos, F. Guinea, *Phys. Rev. B* **59**, 13569 (1999); F. Guinea, G. Gomes-Santos, D. P. Arovas, *Phys. Rev. B* **62**, 391 (2000).
- [8] J. L. Alonso, L. A. Fernandez, F. Guinea, V. Laliena, and V. Martin-Mayor, *Phys. Rev. B* **63**, 054411 (2001).
- [9] S. Yunoki, J. Hu, A. L. Malvezzi, A. Moreo, N. Furukawa, and E. Dagotto, *Phys. Rev. Lett.* **80**, 845 (1998).
- [10] Y. Motome and N. Furukawa, *J. Phys. Soc. Jpn.* **69**, 3785 (2000).
- [11] H. Röder, R. R. P. Singh, and J. Zang, *Phys. Rev. B* **56**, 5084 (1997).
- [12] M. Auslender and E. Kogan, *Eur. Phys. J. B*, **19**, 525 (2001); cond-mat/0102469.
- [13] J. M. Ziman, *Models of Disorder*, Cambridge University Press, 1979.
- [14] P. Soven, *Phys. Rev.* **156**, 809 (1967); D. Taylor, *Phys. Rev.* **156**, 1017 (1967).
- [15] A. Rangette, A. Yanase, and J. Kubler, *Solid State Comm.* **12**, 171 (1973); K. Kubo, *J. Phys. Soc. Japan* **36**, 32 (1974).
- [16] B. M. Letfulov and J. K. Freericks, cond-mat/0103471. This paper treats the subject using a model in which only Ising-like part of electron core spin exchange is retained; such model lacks O(3) symmetry inherent to DE model.
- [17] M. Auslender and E. Kogan, *Physica A* (to be published)
- [18] A. P. Ramirez, *J. Phys.: Cond. Matt.* **9**, 8171 (1997).
- [19] J. F. Negele and H. Orland, *Quantum Many-Particle Systems* (Perseus Books, Reading MA, 1998).
- [20] N. Furukawa, cond-mat/9812066.
- [21] A. J. Millis, P. B. Littlewood, and B. I. Shraiman, *Phys. Rev. Lett.* **74**, 5144 (1995).
- [22] J. Hubbard, *Phys. Rev. B* **19**, 2626 (1979).