

Less singular quasicrystals: the codimension one Rauzy tilings

A. Jagannathan

Laboratoire de Physique des Solides, Université Paris-Sud, 91405 Orsay, France

Department of Physics and Astronomy, University of Southern California, Los Angeles, USA

The Rauzy tilings are a set of tilings proposed recently in a generalisation of the Fibonacci chain by Vidal and Mosseri. These tilings have a particularly simple theoretical description, making them appealing candidates for analytical solutions for electronic properties. Given their self-similar geometry, one could expect that the tightbinding spectra of these tilings might possess the characteristically singular features of well known quasiperiodic systems such as the Penrose or the octagonal tilings. We show here, by a numerical study of statistical properties of the tight-binding spectra that these tilings fall rather in an intermediate category between the crystal and the quasicrystal, *i.e.* in a class of almost integrable models.

INTRODUCTION

We report the results of a numerical study of the quasiperiodic tilings proposed recently by Vidal and Mosseri [1]. These tilings possess the self-similarity properties of the by now well-known Penrose and other tilings in one, two and three dimensions. These new Rauzy tilings [2], being generalizations of the Fibonacci chain are simpler in structure than the octagonal tiling and can be expected to yield to analytical techniques whereas the 2D tilings thus far studied have been refractory to approaches including renormalization group, or recursive methods [3,4]. This property makes the Rauzy tilings attractive candidates to study in the world of quasiperiodic Hamiltonians. It is thus interesting to examine whether the tight-binding spectrum of these new tilings have similar complex structures as

for the “canonical” cases studied earlier. This turns out not to be the case: we show that these tilings, d-dimensional generalizations of the Fibonacci chain, fall in a class between the periodic lattice, an integrable problem, and the earlier studied Penrose tiling and the Ammann-Beenker or octagonal tiling, which belong in the non-integrable class.

This conclusion is based on calculations of statistical properties of the energy levels of periodic approximants of the new systems. Such analyses have been carried out for complex systems, including disordered media, systems with interactions [5] or quantum billiards [6]. A relation was found to exist between the quantum statistics and the classical dynamics : depending on whether the dynamics is classically ergodic, or classically chaotic, one finds their quantum properties to be described by Poisson statistics or by Random Matrix Theory (RMT) [7]. Such statistical analyses are useful for gaining insight into complex systems for which exact, or even approximate theoretical results are not available. This is the case for the octagonal tiling, a quasiperiodic tiling in two dimensions which has been tackled via numerical study of tight-binding models [8–10]. We show that the new Rauzy tilings have spectral properties that differ *essentially* from those of the octagonal tiling. The Rauzy tilings are somewhat analogous to the pseudointegrable billiards proposed in [13] which are neither completely integrable nor completely chaotic.

DESCRIPTION OF THE NEW TILINGS

The cut-and-project method provides a simple and easily implemented way to obtain pieces of quasiperiodic tilings. One can thus obtain arbitrarily large pieces of an infinite quasicrystal, or one can sometimes find finite portions that can be periodically continued – these are periodic approximants of the quasicrystal. As described in [14], one first defines the real-space directions, which constitute a d-dimensional subspace of a larger D-dimensional hyperspace. The remaining D-d directions constitute the ‘perpendicular’ space. The quasicrystal is obtained by projecting all the points contained within a certain infinite strip [15] onto the real space.

When the orientation of the real space is irrational, the tiling is aperiodic, while if rational orientations are chosen, the tiling repeats periodically in real space. This method has been used to obtain the Fibonacci chain ($D=2$, $d=1$), the octagonal tiling ($D=4$, $d=2$), the 3D Penrose ($D=6$, $d=3$) etc. The codimension, $D-d$, is in fact equal to d in the three cited cases.

The simplifying feature of the Rauzy tilings [1] is that their codimension is equal to 1 for all real space dimensions d . For a finite tiling, this allows one to index the points according to their perpendicular space coordinate. Furthermore, when the points of an approximant of these tilings (illustrated in Fig.1 for a 504 site approximant) are so indexed, the connectivity matrix of the tiling segment takes on a very simple band-diagonal (Toeplitz) structure [1]. In the two dimensional case that we consider here, the nonzero matrix elements are situated at distances of R_{n-3} , R_{n-2} and R_{n-1} from the diagonal. The Rauzy numbers $\{R_n\}$ are obtained from the three term recursion relation $R_n = R_{n-1} + R_{n-2} + R_{n-3}$, with the initial conditions $R_{-1} = 0$; $R_0 = R_1 = 1$. The ratio R_n/R_{n-1} tends to the value $\alpha \approx 1.839...$, solution of the equation $x^3 = x^2 + x + 1$. These matrices correspond to periodically repeating tilings of increasing size as n is increased.

The model we consider is a pure hopping tight-binding Hamiltonian, with all the matrix elements equal

$$H = \sum_{\langle i,j \rangle} t c_i^\dagger c_j + h.c. \quad (1)$$

(where i, j in the sum correspond to pairs of sites linked by a bond in Fig.1, and we set $t=1$). The resulting eigenvalue problem is one of diagonalizing the connectivity matrix defined above. This was done using a Lanczos routine. The spectrum is expected to be symmetric for the infinite tiling, since it is bipartite. In addition, there is a discrete symmetry under an inversion in the perpendicular subspace. This results in two subspaces of positive and negative parity respectively, and our analyses are carried out for each sector separately. The largest approximant that was considered contains 35738 sites.

RESULTS

The spectral density $\rho(E)$ is shown in Fig.2a, with that of the octagonal tiling shown in 2b for comparison (the localized states of the latter at $E = 0$ have not been included in the figure). The curves were obtained for a given system size and for a single boundary condition (they are not expected to be significantly altered upon changing boundary conditions). Comparison of the two figures shows that the Rauzy tiling has an underlying smoothly varying component of $\rho(E)$ whereas the octagonal tiling does not. The envelope of $\rho(E)$ of the Rauzy tiling is in fact reminiscent of the density of states of the square lattice. One notes in Fig.1 that there are many regions in which sites of coordination number 4 are grouped together in this tiling. In contrast to the octagonal tiling, which also has a mean coordination number $\bar{z} = 4$, the fluctuations of geometry are less strong in the Rauzy tiling. This is a result of the reduced codimension, and we see that in consequence the density of states has much less singular structure.

Turning to the statistics of nearest neighbor level spacings, we investigate the distribution of $E_{i+1} - E_i$ where the E_i are the ordered set of energy levels of the Hamiltonian (1). In fact, in order to eliminate the trivial dependence of this quantity on variations of $\rho(E)$, one first carries out an “unfolding” of the spectrum [16] to get the corrected level spacings [17]. The resulting distribution of spacings $P(s)$ is plotted in Fig.3a for the three largest systems studied. The continuous line is the semi-Poisson form $P(s) = 4s \exp(-2s)$, which has been proposed for critical level statistics in the Anderson model [11]. This distribution was also observed to describe pseudointegrable billiards and was analytically obtained for a certain short range plasma model by Bogomolny et al [13]. These authors speculate that this type of statistics is a consequence of fractal structure of the wave functions in those systems. This was further studied by Evangelou and Pichard for the Harper model at criticality [12].

In Fig.3a one sees that there is a size-dependence in the fall-off in $P(s)$ at small s . As the size increases, the points appear to tend to a nonzero limiting value of $P(s)$ at $s = 0$, which would indicate the absence of level repulsion in the infinite system. In fact, one sees that

although the smallest of the tilings obeys well the semi-Poisson form well, the deviations from this become pronounced for the largest size, where one finds a crossover to a Poissonian regime shown in the semilog plot in Fig.3b for values of $s \leq 2$. The continuous lines are lines of slope -1 and -2 , corresponding to Poisson and semi-Poisson behaviors respectively. This rather surprising hybrid behavior of $P(s)$ will be interpreted after the discussion of the spectral rigidity $\Sigma^2(L)$ below.

This distribution in Fig.3a is very different from the one obtained for the octagonal tiling. For that tiling, unfolded spacings follow the Wigner-Dyson distribution for random matrices of the gaussian orthogonal ensemble (GOE). If one considers the distribution of the “bare” spacings (i.e. without correcting for the variation in density of states), they follow a broad (log-normal) distribution law : this can be shown via a recursive relation based on the inflation symmetry of the tilings [18]. A less singular case is that of a randomized version of the octagonal tiling [9]. The randomized tiling has a less fluctuating density of states and the spacings distribution is simply GOE (unfolding does not produce any new effects). From these $P(s)$, as well as from the spectral rigidity function (to be discussed below) we conclude that the octagonal tilings belong in the class of non-integrable models. This class is exemplified by disordered metals with unbounded diffusion of wave packets resulting in level repulsion at small s . The same conclusion was arrived at for the 2D Penrose tiling [19]. The Rauzy tiling is clearly not in the GOE regime for any scale of energies, rather it should be considered a nearly integrable system because of the asymptotic behavior of $P(s)$.

This becomes more evident upon looking at the spectral rigidity function $\Sigma^2(L) = \langle (N(L) - \bar{N})^2 \rangle$, where $N(L)$ is the number of levels lying within an interval of width L . The angular brackets mean averages over different starting positions of the interval within the spectrum. Fig.4a shows the plot of Σ^2 for the largest tiling size, for three different choices of unfolding, corresponding to a different number of points of the integrated density of states used in the spline smoothing process. Contrarily to $P(s)$, which is relatively insensitive to the operation of unfolding, the rigidity function depends on the degree of smoothing carried out.

The continuous line in Fig.4a indicates the semi-Poisson limit ($\Sigma^2 = \frac{1}{2}(L + (1 - e^{-4L})/4)$). For very small L , the dependence appears well described by the semi-Poisson law. The three curves have the same low energy behavior, but the “most unfolded” case has its fluctuations damped out because of the unfolding, while the other cases show the transition from approximately linear to approximately quadratic dependence on L .

The semi-Poisson behavior at small L can be related to a long time dynamics in this tiling which is intermediate between chaotic and integrable. This would correspond to the asymptotic regime of $P(s) \propto se^{-2s}$ seen in the spacings distribution. It is interesting to consider the rigidity evaluated for the energy levels without unfolding, $\Sigma^2(E)$. This quantity was shown to be related to the return probability of a diffusing particle, in the case of random media, where diagrammatic perturbation theory can be exploited, and checked by more semiclassical methods [20]. In the diffusive regime, it was shown that this function of the energy has two different sorts of behavior: firstly, at very low energies, it has a logarithmic dependence (RMT regime), upto the scale of the Thouless energy E_c [21] which is size dependent, corresponding to the time taken to diffuse to the boundaries. For shorter times (larger energies) $\Sigma^2(E)$ has a power law dependence with an exponent $d\nu$ where ν describes the root mean square displacement of an initially localized wave packet $\overline{r^2} \sim t^{2\nu}$. This theoretical prediction is verified numerically in the Anderson model [22], where the exponent is one for ordinary diffusion, $\nu = 0.5$. For the randomized octagonal tiling, one finds that $\nu = 0.85$ [9]. This value accords with the results of a direct calculation of wavepacket diffusion on this tiling [23], where the effective site-averaged diffusion exponent was calculated by them to be slightly larger for the randomized tiling than for the perfect octagonal tiling ($\nu = 0.81$ and 0.79 respectively). Fig.4b shows the log-log plot of Σ^2 as a function of energy for three sizes. There is clearly a crossover from Poisson (linear dependence) to an almost quadratic dependence, $\Sigma^2(E) \propto E^{2\nu}$ ($\nu \approx 0.95$). The sub-quadratic regime very likely corresponds to the sub-ballistic regime of dynamics that was observed for wavepackets diffusing on a 2D Rauzy tiling, where Vidal and Mosseri [24] found the root mean square displacement to grow with time as $t^{2\nu}$ where ν lies between 0.9 and 1 .

DISCUSSION AND CONCLUSIONS

The codimension 1 tilings, despite their quasiperiodic structure, are almost integrable systems, with a crossover between ballistic propagation at short times to a diffusive motion at longer times. The level spacings distribution has, correspondingly, a semi-Poisson asymptotic regime for large s while for smaller values of s one sees an exponential behavior due to the near-ballistic (nearly integrable) propagation on intermediate time scales. In this picture, wave functions are nonfractal upto some length scale which would be determined from the crossover energy, while for longer length scales, the wavefunctions would have a complex fractal character, leading to the semi-Poisson law at large s . The fluctuations of the density of states are strongly reduced with respect to the “canonical” quasiperiodic tilings. This is a consequence of the reduced codimension of the tilings, which leads to its having weaker quasiperiodic modulations of geometry than the previously studied octagonal and Penrose tilings. Further study is needed to elucidate the nature of states and of the crossover length scale in the Rauzy tiling.

ACKNOWLEDGMENTS

I would like to acknowledge useful discussions with Frederic Piechon and Michel Duneau. I thank the computing center at IDRIS, Orsay for the computing facilities and support needed for this study.

-
- [1] J. Vidal and R. Mosseri, cond-mat 0009277 (2000)
 - [2] G. Rauzy, Bull. Soc. Math. France **110**, 147 (1982)
 - [3] J. X. Zhong and R. Mosseri, J.Phys.(France) **4**, 1513 (1994)
 - [4] A. Jagannathan, J.Phys.(France) **I4**, 133 (1994)

- [5] see reviews in Mesoscopic Quantum Physics, Proceedings of Les Houches Summer School eds. E. Akkermans et al (Elsevier, 1996)
- [6] O. Bohigas in Chaos and Quantum Physics, Proceedings of Les Houches Summer School, eds. M.J. Giannoni, A. Voros and J. Zinn-Justin, (Elsevier, New York 1991)
- [7] M. L. Mehta, Random Matrices (Academic New York, 1991)
- [8] V. G. Benza and C. Sire, Phys. Rev. B **44**, 10343 (1991)
- [9] F. Piechon and A. Jagannathan, Phys.Rev.B ;
- [10] J. X. Zhong et al, Phys. Rev. Lett. **80** 3996 (1998)
- [11] B.I. Shklovskii et al, Phys. Rev. B **47** 11487 (1993)
- [12] S. N. Evangelou and J.L. Pichard, Phys. Rev. Lett.
- [13] E. Bogomolny, U. Gerland and C. Schmit, Phys. Rev. E **59**, R13 15 (1999)
- [14] M. Duneau and A. Katz, Phys. Rev. Lett. **54**, 2688 (1985); P. A. Kalugin, A. Y. Kitaev, and L. S. Levitov, J. Phys. (Paris) Lett. **46**, L601 (1985); M.Duneau, R.Mosseri, and C.Oguey, J. Phys. A **22**, 4549 (1989)
- [15] The strip is defined by the set of points whose perpendicular space coordinates lie within a finite domain, known as the acceptance domain.
- [16] O. Bohigas and M.J. Giannoni, in Mathematical and Computational Methods in Nuclear Physics eds. J.S.Dehesa, J.M.G. Gomez and A. Polls (Springer Lecture Notes vol.209, Berlin 1984)
- [17] The averaged density of states was calculated using a cubic spline fit on a subset of points of the integrated density of states.
- [18] A. Jagannathan, Phys. Rev. B **61** R834 (2000)
- [19] F. Piechon, unpublished

- [20] B. L. Altshuler and B. I. Shklovskii, JETP **64**, 127 (1986); N. Argaman, Y. Imry and U. Smilansky, Phys. Rev. B **47**, 4440 (1993)
- [21] D. J. Thouless, Phys. Rev. Lett. **39**, 1167 (1977)
- [22] D. Braun, Phys. Rev. B **52** 13903 (1995)
- [23] B. Passaro, C. Sire, and V. G. Benza, Phys. Rev. B **46**, 13751 (1992).
- [24] J. Vidal, thesis University of Paris 6, 1999

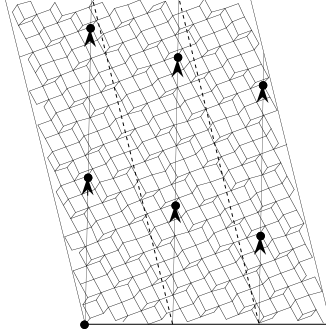


FIG. 1. 504 site approximant of the 2D rauzy tiling

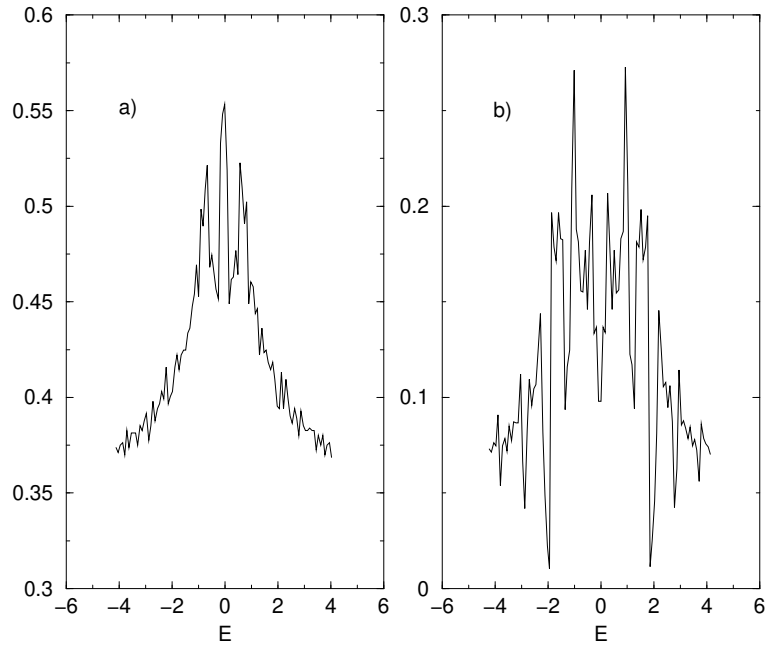


FIG. 2. (a) Density of states of the 2D Rauzy tiling and (b) of the octagonal tiling

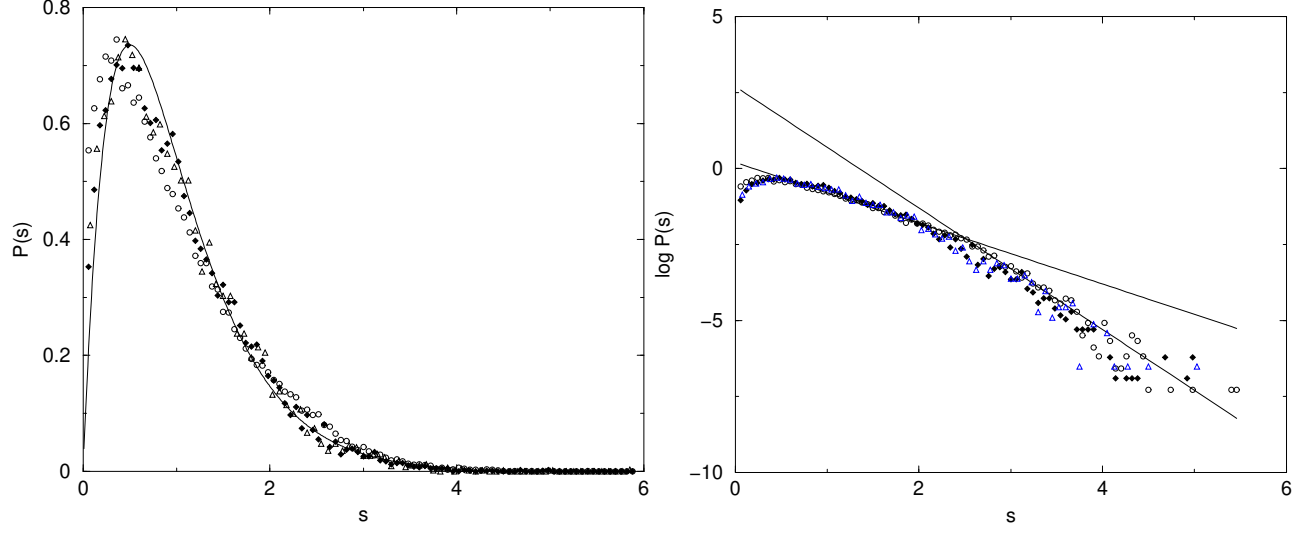


FIG. 3. (a) $P(s)$ of three approximants: L(circles), M(diamonds) and S(triangles). The semiPoisson law is shown by the continuous curve. (b) Semilog plot of $P(s)$ with the Poisson and semiPoisson exponential decays represented by the straight lines of slope -1 and -2 respectively

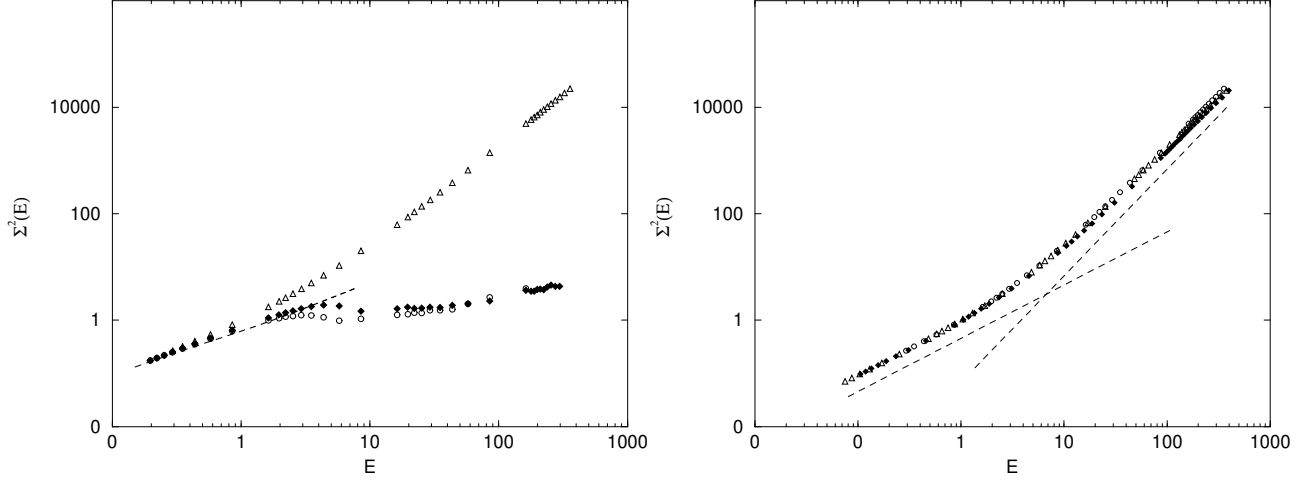


FIG. 4. (a) The rigidity $\Sigma^2(E)$ for different levels of unfolding, (see text) from most unfolded (circles) to not unfolded (triangles). (b) $\Sigma^2(E)$ without unfolding for three sizes L, M and S. The dashed lines indicate E and E^2 power law dependencies.