

Spin Shuffling and Ferromagnetic Blocking in Quantum Tunneling of Molecular Magnetic Moments

Jie Liu¹, Biao Wu¹, Li-Bin Fu², Roberto B. Diener¹ and Qian Niu¹

1.Department of Physics, the University of Texas, Austin, Texas 78712, and

*2.Institute of Applied Physics and Computational Mathematics,
P.O. Box 8009, Beijing 100088, China*

We develop a theory for the heights of the quantum steps in the hysteresis loop of molecular magnets, which represent quantum tunneling between different spin states in a sweeping field. We find that dipolar interactions between molecular spins strongly influence the tunneling probability through two novel effects: spin shuffling in the dipolar field distribution and ferromagnetic blocking among simultaneously flipping spins. Our theory successfully explains the discrepancies between the Landau-Zener model and the experimental data.

PACS numbers: 75.45.+j, 32.80.Pj, 03.75.Fi, 75.60.Ej

The tunneling dynamics of large spins has been studied in great detail in a series of experiments on crystals of magnetic molecules [1]. These molecular magnetic moments have a strong easy-axis anisotropy and flip their directions only through quantum tunneling at very low temperatures, which is manifested in quantum steps in the hysteresis loop of the magnetization. This novel spin system has attracted much attention for their connection to macroscopic quantum tunneling and the Berry phase effect, as well as their potential applications in magnetic memory and quantum computing [2].

In the simplest theoretical treatment, each molecular moment is regarded as independent, and tunneling between its different spin states is described by the Landau-Zener model [3]. While this model is successful in explaining the step positions in the hysteresis loop, it fails to address many other observations, such as the step widths and heights. Recent theoretical [4, 5] and experimental [6, 7] studies showed that the internal field plays a crucial role in the tunneling dynamics of this spin system. For example, the widths of the quantum steps are given by the spread in the distribution of the internal field rather than the much smaller tunneling splitting [4]. On the other hand, the internal field effects on the step heights are yet to be understood. With a method based on the Landau-Zener model [7], the tunneling splitting may be extracted from the measured step height (tunneling probability) at a given sweeping rate, and its values was found to be strongly suppressed for slow rates (Fig.1). This is very puzzling because the tunneling splitting is an intrinsic parameter of the system, which should be independent of the sweeping rate of the external field.

In this Letter, we show that the suppression of the measured spin splitting Δ_e , or equivalently the reduction of the flipping probability, is caused by the self-consistent dynamics of the dipolar internal field, which is predom-

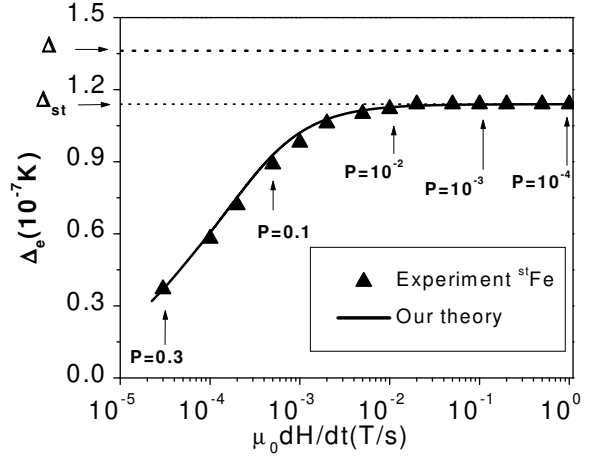


FIG. 1: Comparison between experiment [7] and theory on the effective tunneling splitting.

inantly ferromagnetic for the triclinic crystal of the Fe₈ molecules [8]. We have identified two mechanisms: (1) spin shuffling across the spectrum of the dipolar field distribution, and (2) ferromagnetic blocking between simultaneously flipping spins. The former renders many spins off-resonant for tunneling during the entire sweep of the field while the latter amplifies the sweeping rate of the total field, both suppress the chance of spin flipping. Our model based on these two mechanisms is very successful in explaining the dependence of Δ_e on the sweeping rate, as shown in Fig.1, with no fitting parameters. We also find that, due to the ferromagnetic blocking, even the saturated value Δ_{st} of Δ_e in the fast sweeping limit does not represent the true tunneling splitting Δ of an isolated molecule and is in fact about 83% of the latter.

We model the Fe₈ crystal as spins of $S=10$ on a triclinic lattice with the realistic lattice con-

stants 10.52:14.05:15.00 (angstroms) and angles 89.9°:109.6°:109.3° between the axes; the shortest a axis as the easy axis [9]. The spins interact with the dipolar potential $\pm E_D(1 - 3\cos^2\theta)\Omega_0/r^3$, where \vec{r} is the displacement between the spins, θ is the angle between \vec{r} and the easy axis, and Ω_0 is the unit cell volume. We focus our attention on the quantum step corresponding to the transition between the spin states of ± 10 along the easy axis. We address the experimental situation of Ref.[7], where the temperature is so low (40mK) that phonons play a negligible role. We also limit our attention to the regime where relaxation due to the nuclear spin fluctuations is much slower than that due to the sweeping field[10].

Spin Shuffling – We first briefly review the behavior of an isolated spin under a sweeping magnetic field H in the direction of the easy axis. According to the Landau-Zener model, the spin flips with probability $P_{lz} = 1 - \exp(-\frac{\pi\Delta^2}{2\alpha})$, where $\alpha = \hbar\frac{d\gamma}{dt}$ with $\gamma = 2g\mu_B S\mu_0 H$ being the Zeeman energy bias caused by the external field. The flipping mainly occurs in the resonance window of $|\gamma| \leq \Delta_{win}/2$, whose width is Δ in the adiabatic limit and $\sqrt{2\alpha}$ in the sudden limit [11]. In the following analysis, we use $\Delta_{win} = \sqrt{\Delta^2 + 2\alpha}$, which gives a smooth interpolation of these two limiting cases.

In the crystal, a spin i has a chance to flip only when it is brought into the resonance window, $|\gamma + \xi_i| \leq \Delta_{win}/2$, where ξ_i is the Zeeman energy of the dipolar field due to the other spins. If the dipolar field were fixed in time, the flipping probability for each spin will be the same as before, except for the resonant position of the external field which is shifted by the dipolar field. The corresponding quantum step would be broadened into the width of the dipolar field distribution, but the step height would be unchanged. In reality, the dipolar field on each spin is altered by the flipping of the other spins; the spins are shuffled across the spectrum of the dipolar field distribution in a complicated manner. In particular, some spins, which are yet to be brought into resonance, get shuffled into the part of the spectrum which has been swept, and stay there ever after. This way a significant portion of spins have permanently lost their chance of flipping, resulting in a suppression of the total flipping probability.

With this shuffling picture in mind, we performed a Monte-Carlo simulation of this spin flipping process on a spherical sample of the triclinic lattice. For each run of the sweeping field γ , we take a given window width, Δ_{win} , and a flipping probability at resonance, P_{win} . We initialize all the spins downward along the easy axis and pick a large and negative starting value of γ , then **i**) calculate the dipolar field distribution; **ii**) find the spins in the resonance $|\xi_i + \gamma| \leq \Delta_{win}/2$; **iii**) flip them with probability P_{win} (e.g., P_{lz}); **iv**) increase the sweeping field γ by Δ_{win} ; **v**) repeat steps **i-iv** until no more spins fall into resonance. In our simulation, we used up to 10229 lattice

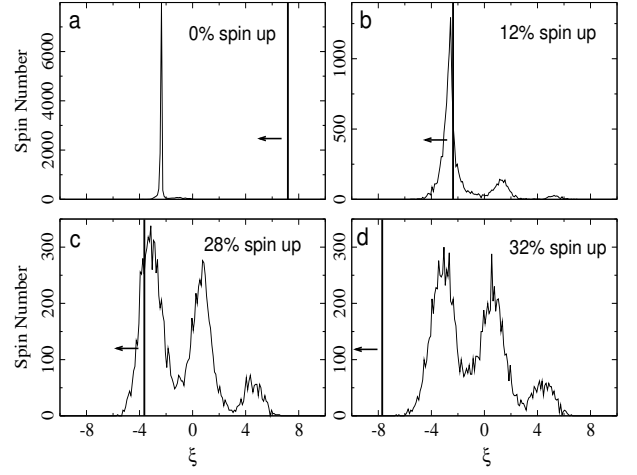


FIG. 2: Change of the dipolar field distribution in a sweeping field. The thin vertical bar represents the resonance window. The two peaks on the right of the main peak consists of the shuffled spins. ξ is in units of half of the nearest-neighbor interaction strength along the easy axis.

sites, and a small window width $\Delta_{win}/E_D = 0.05$. Our results have been tested for convergence by varying the window width and the spin number.

The shuffling effect is clearly seen in Fig.2, where we plot the time evolution of the dipolar field distribution for the case $P_{win} = 1$. At the end of the field sweeping, only 32% of the spins are turned up. A careful tracing of the individual spins reveals that there are more spins shuffled to the right than to the left of the resonant window. In fact, the two peaks to the right of the main peak seen in Fig.2b-d consists of the right-shuffled spins. This disparity comes from the unique crystal structure of Fe_8 , where the nearest-neighbor dipolar interaction along the easy axis is almost 7 times stronger than the other two axes. Therefore, the Fe_8 crystal can be largely regarded as an assembly of weakly interacting chains, along each of which the spins interact ferromagnetically. As one spin flips, the most affected are its two neighbors along the a axis, and they are shuffled to the right into the middle peak in Fig.2b-d by twice the nearest-neighbor interaction energy. This may well be the main reason why 2/3 of the spins did not have a chance to flip.

This Monte-Carlo simulation is repeated with different flipping probability P_{win} ; the results are plotted in Fig.3a, where we see that the total flipping probability gets suppressed by the shuffling effect. The largest suppression is in the adiabatic limit, where $P_{total} \approx P_{win}/3$ as discussed above. For fast sweeping with $P_{win} \rightarrow 0$, we find almost no suppression, $P_{total} \approx P_{win}$, because only a negligible fraction of all the spins are shuffled.

Ferromagnetic Blocking – The shuffling effect alone, that is we take use P_{lz} as P_{win} , is not enough

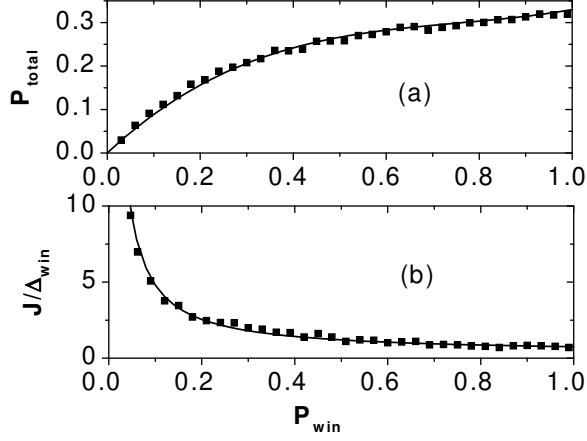


FIG. 3: (a) The total flipping probability; (b) the averaged coupling constant J among the simultaneously flipping spins. The squares are obtained with our Monte-Carlo method; the solid lines are their nonlinear fitting.

to account for the experimental observations, especially for fast sweepings (Fig. 5). This is caused by our neglect of the time dependence of the dipolar field during the flipping process. A spin in a resonance window sees a time dependent dipolar field due to the other spins in that window which can flip simultaneously with it. The dipolar field from those spins outside the window remains static during the flipping process, and has already been taken into account in defining the resonance window. To take into consideration this time-dependent process, we use a mean-field theory which treats each spin inside the resonance window equally.

This mean field theory is described by the nonlinear Landau-Zener model [12],

$$i\hbar \frac{\partial}{\partial t} \begin{pmatrix} a \\ b \end{pmatrix} = \begin{pmatrix} -\frac{\gamma}{2} - \xi & \frac{\Delta}{2} \\ \frac{\Delta}{2} & \frac{\gamma}{2} + \xi \end{pmatrix} \begin{pmatrix} a \\ b \end{pmatrix}, \quad (1)$$

where a and b are, respectively, the probability amplitudes for spin up and spin down, and $\xi = J(|a|^2 - |b|^2)/2$ with J being the mean field coupling constant. The coupling constant is calculated for each resonance window [13] during one sweep then weighted by the numbers of spins in these windows to obtain J .

The calculated coupling constant J is plotted in Fig. 3b as a function of P_{win} , the flipping probability used in each resonance window in the Monte Carlo simulation. It is always positive, clearly indicating that the spins flipping together interact ferromagnetically on average, a result rooted in the chain structure of the Fe_8 crystal. It diverges at small P_{win} , because there the internal field distribution remains narrow, more spins are found in a resonant window under the peak, and the average distance between the simultaneously flipping spins is short. The asymptotic behavior of the divergence is found to

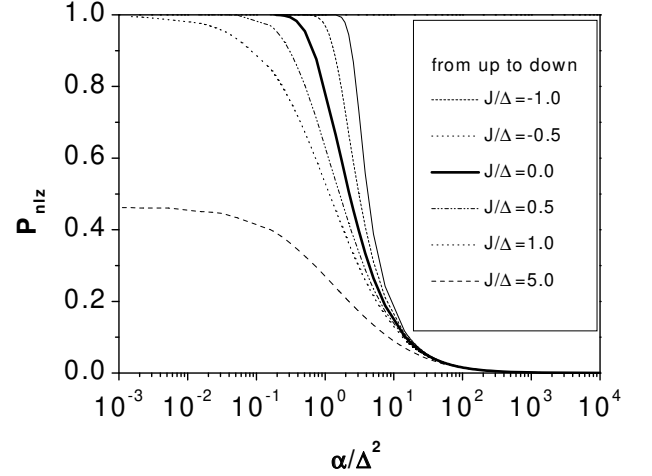


FIG. 4: The flipping probability obtained with the nonlinear Landau-Zener model (1).

be $0.45/P_{\text{win}}$ by nonlinear curve fitting, and may be understood analytically [14]. We also want to stress that J scales linearly with the window width Δ_{win} because the mean field energy is proportional to the number of resonance spins, which is in turn proportional to the window width.

The mean field model has two dimensionless parameters, α/Δ^2 describing adiabaticity and J/Δ characterizing the mean field interaction. The functional dependence of the flipping probability on these parameters, $P_{\text{nlz}} = f(\alpha/\Delta^2, J/\Delta)$, has been analyzed in detail in Ref. [12]. For large α/Δ^2 or large J/Δ , we find that

$$\frac{1}{P_{\text{nlz}}} = \frac{2\alpha}{\pi\Delta^2} + \frac{\sqrt{2}}{\pi} \frac{J}{\Delta} \sqrt{P_{\text{nlz}}}, \quad (2)$$

which indicates clearly a strong suppression of the flipping probability for large and positive J/Δ . In general, the problem can be solved numerically; the results for different values of J/Δ are plotted in Fig. 4, where we again see the suppression for ferromagnetic interaction, especially for $J/\Delta > 1$. The physical reason behind this ferromagnetic blocking mechanism is that the spins see a total field sweeping faster than the external field under a ferromagnetic interaction, i.e., the system is effectively pushed towards the sudden limit where flipping is difficult.

Combined effects and experiment— To incorporate the ferromagnetic blocking effect into our Monte Carlo model, we use the nonlinear flipping probability P_{nlz} for P_{win} instead of P_{Lz} for the linear model. This needs to be done self-consistently because P_{nlz} depends on J/Δ , which in turn depends on P_{win} . Let $J/\Delta_{\text{win}} = g(P_{\text{win}})$ be the functional form of Fig. 3b, from which we can obtain $J/\Delta = g(P_{\text{win}})\sqrt{1 + 2\alpha/\Delta^2}$. The

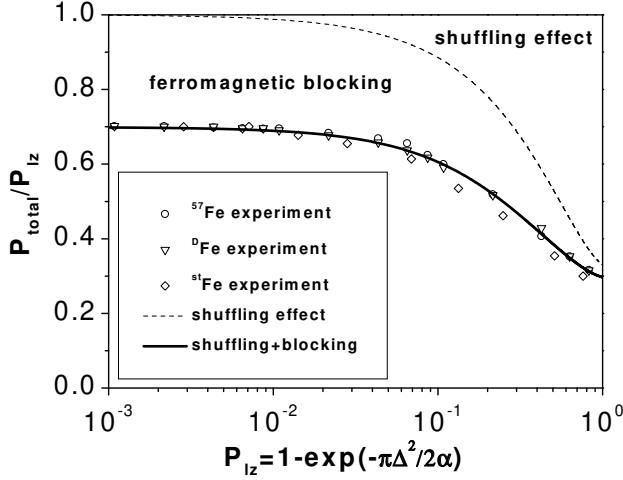


FIG. 5: Comparison between theory and experiments. The experimental data are quoted from Ref.[7] for standard Fe₈ and its isotope counterparts. The dashed line illustrates only the shuffling effect; the solid line is obtained by considering both the shuffling and ferromagnetic blocking effects.

self-consistency can then be achieved, in an average sense, by solving the combined equations $P_{nlz} = f(\alpha/\Delta^2, J/\Delta)$ and $J/\Delta = g(P_{nlz})\sqrt{1 + 2\alpha/\Delta^2}$. For each value of the adiabaticity parameter α/Δ^2 , we solve numerically for P_{nlz} by essentially iterating between the two curves.

With the self-consistent P_{nlz} as P_{win} for Monte Carlo simulation, the total flipping probability P_{total} for a complete sweep of the external field can then be read off from Fig.3a. The result, taking into account both the spin shuffling and ferromagnetic blocking effects, is shown as the solid curve in Fig.5, where we have used P_{lz} as the independent variable in place of the adiabaticity parameter through their unique relation. For comparison, we also include the result (dashed curve) based on the shuffling effect alone, which is equivalent to Fig.3a by using P_{lz} for P_{win} . The difference between these two curves is significant, especially for small P_{lz} or fast sweeping.

The limiting value $P_{total}/P_{lz} \approx 0.7 < 1$ for fast sweeping implies that the measured spin splitting at saturation Δ_{st} should be smaller than the true splitting Δ and is about 83% of the latter. Here we have used the relation $P_{total} = 1 - \exp(-\pi\Delta_e^2/2\alpha)$, which is the operational definition that experimentalists used to extract Δ_e from their measured P_{total} and the sweeping rate α . The discrepancy between Δ_{st} and the true spin splitting Δ is indicated more clearly in Fig.1.

With the knowledge of the true spin splitting $\Delta = 1.2\Delta_{st}$, we can then plot the experimental values of P_{total} as a function of P_{lz} which depends on Δ . The results for the three different isotopes of Fe₈, collapse on to our theoretical curve based on the spin shuffling and ferromagnetic blocking effects. The excellent agreement also

suggest that nuclear spins do not really affect the flipping dynamics of the molecular spins in the experiments under consideration, except for a renormalization of the tunneling splitting. The comparison between the experiment and our theory is also made in Fig.1 seen at the beginning of this Letter.

We are grateful for discussions with Zhenyu Zhang and Shi-gang Chen, and the support by the NSF of US, the Welch Foundation in Texas, and the NSF of China.

- [1] J.R. Friedman *et al.*, Phys. Rev. Lett., **76**, 3830 (1996); C. Sangregorio *et al.*, *ibid.*, **78**, 4645 (1997); L.Thomas *et al.*, Nature, **383**, 145 (1996); I. Chiorescu *et al.*, J. Magn. Magn. Mat., **221**, 103 (2000).
- [2] W. Wernsdorfer and R. Sessoli, Science, **284**, 133 (1999); E.M. Chudnovsky, *Macroscopic Quantum Tunneling of the Magnetic Moment* (Cambridge University Press, 1998); M.N. Leuenberger and D. Loss, Nature, **410**, 789 (2001).
- [3] L.D. Landau, Phys. Z. Sowjetunion **2**, 46 (1932); C. Zener, Proc. R. Soc. London, Ser. A **137**, 696 (1932). L.D. Landau, E.M. Lifshitz, *Quantum Mechanics* (Pergamon, 1994).
- [4] N.V. Prokof'ev and P.C.E. Stamp, Phys. Rev. Lett. **80**, 5794 (1998).
- [5] D.A. Garanin *et al.*, Phys. Rev. B **61**, 12204 (2000).
- [6] W. Wernsdorfer *et al.*, Phys. Rev. Lett. **82** 3903 (1999); W.Wernsdorfer *et al.*, *ibid.* **84** 2965 (2000).
- [7] W. Wernsdorfer *et al.*, Europhys. Lett., **50**, 552 (2000); W. Wernsdorfer *et al.*, J. Appl. Phys. **87** 5481 (2000).
- [8] K.Wieghardt, K.Pohl, I.Jibril and G.Huttner, Angew. Chem. Int. Ed. Engl., **23** 77 (1984).
- [9] A.-L. Barra *et al.*, Chem. Eur. J., **6**, 1608 (2000); X. Martinez-Hidalgo *et al.*, cond-mat/0004215.
- [10] This is the case when the sweeping rate is at or larger than 0.04mT/s (see Fig.6 in the second paper of [7]).
- [11] K. Mullen *et al.*, Phys. Rev. Lett. **62**, 2543 (1989); Qian Niu and M.G. Raizen, Phys. Rev. Lett. **80**, 3491 (1998)
- [12] B. Wu and Q. Niu, Phys. Rev. A **61**, 023402 (2000); J. Liu *et al.*, arXiv:quant-ph/0105140.
- [13] For a resonance window i , the couple constant $J_i = \frac{1}{N_i} \sum_j \sum_{k \neq j} E_D (3 \cos^2 \theta_{jk} - 1) \Omega_0 s_j s_k / r_{jk}^3$, $s_j = \pm 1$, where N_i is the number of spins inside the window.
- [14] J is proportional to the average number of spins in each resonance window. In the fast sweeping limit, in which the dipolar field distribution is a Lorentzian [4], we can obtain $J \simeq \frac{\Delta_{win}}{2\pi\delta} J_0$, where $\delta = \frac{4\pi^2}{35^{3/2}} E_D P_{total}$ is the average width of the Lorentzian distribution, and $J_0 = 2.5 E_D \Omega_0 / a^3$ (2.5 is the peak position in Fig.2a). Considering $P_{total} \simeq P_{win}$, we obtain the asymptotic relation $0.34/P_{win}$, close to our Monte-Carlo simulation result.