

Thermal activation between Landau levels in the organic superconductor $\beta''\text{-(BEDT-TTF)}_2\text{SF}_5\text{CH}_2\text{CF}_2\text{SO}_3$

M.-S. Nam¹, A. Ardavan¹, J.A. Symington¹, J. Singleton^{1,2}, N. Harrison²,
C.H. Mielke², J.A. Schlueter³, R.W. Winter⁴ and G.L. Gard⁴

¹*Department of Physics, University of Oxford, Clarendon Laboratory,
Parks Road, Oxford OX1 3PU, United Kingdom.*

²*National High Magnetic Field Laboratory, LANL,
MS-E536, Los Alamos, New Mexico 87545, USA*

³*Chemistry and Materials Science Division, Argonne National Laboratory, Argonne, Illinois 60439*

⁴*Department of Chemistry, Portland State University, Portland, Oregon 97207, USA*

We show that Shubnikov-de Haas oscillations in the interlayer resistivity of the organic superconductor $\beta''\text{-(BEDT-TTF)}_2\text{SF}_5\text{CH}_2\text{CF}_2\text{SO}_3$ become very pronounced in magnetic fields ~ 60 T. The conductivity minima exhibit thermally-activated behaviour that can be explained simply by the presence of a Landau gap, with the quasi-one-dimensional Fermi surface sheets contributing negligibly to the conductivity. This observation, together with complete suppression of chemical potential oscillations, is consistent with an incommensurate nesting instability of the quasi-one-dimensional sheets.

PACS numbers: 74.70.Kn, 78.20.Ls, 71.20.Rv

The quantizing effect of a magnetic field on a charge-carrier system is well known [1]. In metals, this leads to oscillations of the free energy and quasiparticle density of states as Landau levels cross the Fermi energy [2]. The effect is very pronounced in quasi-two-dimensional (Q2D) metals containing Fermi surfaces (FSs) that are approximately cylindrical [3]. Recently there has also been interest in analogous effects in quasi-one-dimensional (Q1D) FS sections, which can lead to magnetic-field-induced quantization [4] and localization [5].

In this paper we describe the magnetoresistance of the organic superconductor $\beta''\text{-(BEDT-TTF)}_2\text{SF}_5\text{CH}_2\text{CF}_2\text{SO}_3$ ($T_c \approx 5.4$ K [6]). Bandstructure calculations suggest that this material possesses a FS comprising a Q2D cylinder and a pair of Q1D sheets [6]. However, Shubnikov-de Haas (SdH) and de Haas-van Alphen (dHvA) measurements reveal that the Q2D cylinder has only one third the expected cross-section [7, 8, 9]. Angle-dependent magnetoresistance oscillation (AMRO) [8, 10] and millimetre-wave magnetoconductivity experiments [11] show that the cross-section of this Q2D pocket resembles an elongated diamond. The same experimental techniques find no evidence for the presence of Q1D Fermi sheets at low temperatures [8, 10, 11], unlike the situation in other Q2D organic metals [3]. By contrast, in order to explain the observation of a fixed chemical potential μ in the dHvA effect [7], Wosnitza *et al.* proposed Q1D states which have an enormous density of states, exceeding the estimates from bandstructure calculations by at least an order of magnitude [7]. Moreover, using a simple formula for the background magnetoresistance, Wosnitza *et al.* suggested that the Q1D sheets become localised in a magnetic field [12]. In the present paper, we show that magnetoresistance data suggest a much simpler explanation. The thermally activated behaviour of the data at integer Landau level filling factors is explained

entirely in terms of a Landau gap. Moreover, the failure of the Q1D sheets to contribute to the conductivity together with their ability to fix μ is explained by their nesting to form an incommensurate density-wave ground state. This mechanism is supported by the temperature dependence of the resistivity at $B = 0$.

Single crystals ($\sim 1.0 \times 0.5 \times 0.2$ mm³) of $\beta''\text{-(BEDT-TTF)}_2\text{SF}_5\text{CH}_2\text{CF}_2\text{SO}_3$ were prepared using standard electrochemical techniques [6]. Contacts were applied using 12.5 μm Pt wires and graphite paint, in a configuration which gives the interplane magnetoresistance, ρ_{zz} [3]. Magnetic fields B were provided by 60 T pulsed magnets at the National High Magnetic Field Laboratory (NHMFL), Los Alamos; two magnet pulses were required for each data set, the *dc* sample current of 5 μA being reversed between pulses to remove contributions from thermoelectric and inductive voltages. Temperatures T between 0.5 K and 4.2 K were obtained using a ³He cryostat. Sample heating was not found to be a problem. This was checked by ensuring that the measured ρ_{zz} was independent of dB/dt and by comparing data with those taken in quasistatic fields of up to ~ 33 T at NHMFL Tallahassee.

Fig. 1 shows the T -dependent resistivity ρ_{zz} ; B was applied perpendicular to the Q2D planes. Pronounced SdH oscillations are visible, with a frequency $F = 196 \pm 3$ T in agreement with earlier data [7, 8, 9, 11]. At high fields, ρ_{zz} becomes very large close to integer Landau-level filling-factor, $\nu = F/B$.

In three-dimensional (3D) metals exhibiting the SdH effect, $\Delta\sigma/\sigma$, the ratio of the oscillatory part of the conductivity to the background conductivity (originating from the rest of the FS) is proportional to $B^2 dM/dB$, where M is the magnetisation [2]. This is valid in 3D metals because $\Delta\sigma$ is only a very weak perturbation of σ . However, this formula is no longer applicable in a Q2D system in which $\Delta\sigma \gg \sigma$ [13], as is clearly the case in

Fig. 1. For such data, the value of σ that one extracts by comparing $\Delta\sigma/\sigma$ with $B^2 dM/dB$ (as done in Ref. [12]) has no real physical meaning [3, 13]. In Ref. [13], it was shown that in such situations, ρ_{zz} behaves in an insulating fashion whenever μ resides in a Landau gap, which occurs when $\nu = F/B$ is an integer. It is for this reason that the large peaks in ρ_{zz} occur close to integer ν in Fig. 1; if one incorrectly extracted σ from the SdH data [12] this effect might well lead one to suspect that a “field-induced insulator” [12] had occurred.

The effective mass m^* and Dingle temperature T_D [2, 14] were deduced from SdH oscillations between 2 and 6 T, measured in the quasistatic magnet. This corresponds to $59 \leq \nu \leq 33$, where the application of 2D Lifshitz-Kosevich (LK) analysis is able to extract reliable values of m^* [2, 3]. The values deduced are $m^* = 1.96 \pm 0.05 m_e$ and $T_D = 0.82$ K. Using $T_D = \hbar/2\pi k_B \tau$ [14], the scattering time τ is 1.22×10^{-12} s, leading to a half-width broadening of the Landau levels [2, 14] $\delta E = \hbar\tau^{-1} = 0.44$ meV. By comparison, in the absence of broadening, the energy gap between adjacent Landau levels is $\hbar\omega_c = \hbar eB/m^*$; using m^* from the LK analysis, $\hbar\omega_c = 2.94$ meV at 49.85 T ($\nu = 4$).

At the maxima close to integer ν , ρ_{zz} increases exponentially with decreasing T . Fig. 2 shows $\log \sigma_{zz} = \log(1/\rho_{zz})$ at these points versus $1/T$. For $1.4 < T < 3.9$ K the data show clear thermal activation behaviour,

$$\sigma_{zz} \propto e^{-\Delta/k_B T}; \quad (1)$$

at lower T , the drop in conductivity saturates. The slope of each line in Fig. 2 gives Δ , and the inset shows $E_g = 2\Delta$ versus B (the reason for plotting 2Δ will become clear below); E_g increases linearly with B , suggesting that the gap is related to the Landau quantization.

The possible explanations for this behaviour involve the movement of the Landau levels in β'' -(BEDT-TTF)₂SF₅CH₂CF₂SO₃ with respect to μ as a function of B . In a perfect ($\tau = \infty$) metal comprising a single Q2D Fermi surface at $T = 0$, μ is always pinned to a Landau level in a magnetic field [2]. With increasing B , μ moves up in a particular Landau level until the degeneracy of the levels below has increased sufficiently for them to accommodate all the quasiparticles. At this point, μ drops discontinuously into the Landau level below [2]. The presence of Q1D Fermi sheets, which give a continuous dispersion in a magnetic field [4], modifies this behaviour [3, 13]. In this case, shown in Fig. 3, μ (solid line) is alternately pinned to a Landau level or to the Q1D density of states as the field increases [13]. While μ is pinned to a Landau level (region γ in Fig. 3) the system acts as a Q2D metal. In the region labelled δ (Fig. 3), μ is between two adjacent Landau levels, and here only the Q1D dispersion contributes to the conduction. It is in the latter regions that we observe insulating behaviour, implying that the Q1D Fermi sheets do not contribute to σ_{zz} at low T and high B . Q1D quasiparticles are expected to undergo magnetic-field-induced localization [5] at high fields. However, this cannot explain the data.

Localisation will either lead to a broad band of immobile states or the collapse of the Q1D states onto states of discrete energy [17]. The former would lead to conduction at integer ν in which quasiparticles were thermally excited from the band of immobile states to the Landau levels; this would result in conductivity obeying a power law. The latter scenario removes the mechanism for pinning μ between Landau levels, and μ would instead drop discontinuously between the levels.

A clue to the cause of the activated behaviour is given by Fig. 4, which shows the T -dependence of ρ_{zz} at $B = 0$; ρ_{zz} initially decreases with decreasing T until $T \approx 140$ K, where there is a minimum. Thereafter, ρ_{zz} increases with decreasing T until about 35 K, from where it drops to the superconducting transition at $T \approx 5$ K. In the region $35 < T < 140$ K, the measured ρ_{zz} depends on the current used in the experiment, and can exhibit jumps, bistability and hysteresis under certain conditions of bias. The latter behaviour, and the minimum at 140 K are typical of organic density-wave (DW) systems, *e.g.* (BEDT-TTF)₃Cl₂·2H₂O [15] (however, in β'' -(BEDT-TTF)₂SF₅CH₂CF₂SO₃ the behaviour is somewhat less extreme than that of (BEDT-TTF)₃Cl₂·2H₂O [15], presumably because the Q2D pockets of the FS survive the transition). We therefore propose that the Q1D Fermi sheets in β'' -(BEDT-TTF)₂SF₅CH₂CF₂SO₃ nest to form a DW state at $T \approx 140$ K. A DW transition is known to occur at much lower T in the isostructural salt β'' -(BEDT-TTF)₂AuBr₂ [16]; however, the nesting is imperfect, leading to a low-temperature FS comprising a number of small Q2D pockets in addition to an elongated pocket similar to that found in β'' -(BEDT-TTF)₂SF₅CH₂CF₂SO₃ [16]. In β'' -(BEDT-TTF)₂SF₅CH₂CF₂SO₃, the lack of such additional pockets and the higher ordering T suggest that the nesting is more efficient. The nesting would explain the absence of any signature of the Q1D sheets in the AMRO [8, 10] and millimetre-wave data [11].

It is known that incommensurate DWs adjust their nesting vectors \mathbf{Q} in a magnetic field in order to minimise the total free energy [18]. In the Bechgaard salts, this is lowest whenever μ is situated in a Landau gap of the pocket created by imperfect nesting of the Q1D sheets [18]. This mechanism will not, however, operate if the nesting is perfect [19]. On the other hand, it was recently shown that the oscillations of μ originating from Landau quantisation of additional Q2D FS sections also affect the free energy [19]. Two qualitatively different types of behaviour can result [19]; in the case of a commensurate DW, the DW can become unstable to the oscillations of μ . In the incommensurate case, however, \mathbf{Q} is free to adjust itself to prevent the variation of μ and thereby suppress the positive μ^2 term in the free energy. This mechanism becomes especially effective if the nesting is perfect so that there is no residual pocket created by the Q1D sheets. In effect, by adjusting \mathbf{Q} , a DW is able to compensate for the oscillations in the filling of the Q2D pocket (which result from the fact that μ is con-

stant), thereby functioning in the same way as an infinite charge reservoir [19]. We believe that this is happening in the present case.

If μ remains constant, and the Landau levels sweep through it (as shown by the dashed line in Figure 3), there will be no additional quasiparticle states between the Landau levels; the only means of conduction at integer ν is therefore thermal excitation of quasiparticles from the full Landau level below μ (leaving behind holes) into the empty level above it. If the DW gap is much larger than the Landau gap (as suggested by the transition temperature), the Q1D sheets will only contribute to the conductivity at much higher T . The situation is analogous to an intrinsic semiconductor; the conductivity is proportional to the number n of quasiparticles excited, which in turn is given by the Law of Mass-Action [1], $\sigma_{zz} \propto n \propto e^{-\frac{E_g}{2k_B T}}$, where E_g is the energy gap between the filled and empty Landau level. Comparing this with Eqn 1, we make the identification $2\Delta \equiv E_g$.

The inset to Fig. 2 shows E_g versus B plotted with the function $E = \hbar\omega_c - E_O$ (solid line); with E_O set to 1.23 meV, the experimental values of E_g all lie close to this line, strongly supporting our proposal that E_g is related to the gap between the Landau-level centres, $\hbar\omega_c = \hbar eB/m^*$. Landau-level broadening will cause a reduction of the effective energy gap, and it is this reduction that we identify with E_O ; E_O is about three times the Landau-level half-width of 0.44 meV deduced from T_D . In a Lorentzian Landau-level density of states [2, 13], the tails of the levels extend beyond $\hbar\tau^{-1}$ from the centre; even when μ lies between two Landau levels, there will be a small number of current-carrying quasiparticles. This is probably why the conductivity saturates at low

T ; the carriers in the tails of the Landau levels play the role of extrinsic carriers in a semiconductor system [1].

Finally, we note that the width of the “tail” of the Fermi-Dirac distribution function [2] ($\sim 6k_B T$) is still comparable to the Landau-level width $\hbar/\tau \approx 0.44$ meV, even at $T \approx 590$ mK ($6k_B T \sim 0.3$ meV). This causes the resistivity at half-integer filling factors to increase with decreasing T [20], but to a much lesser extent than at integer filling factors (Fig. 1). This effect is well-documented in the interlayer magnetoresistance of semiconductor superlattices (see e.g. [20]) and is *not* associated with field-induced localisation [12].

In summary, we have observed thermally-activated conductivity at integer Landau-level filling factors in the Q2D organic metal β'' -(BEDT-TTF)₂SF₅CH₂CF₂SO₃. To our knowledge, this is the first identification of such a mechanism in a metallic system. The activation energies deduced from the conductivity are in good agreement with the Landau-level spacings once broadening is taken into account suggesting that the recent identification of a “field-induced insulator” [12] in this material is incorrect. To account for this behaviour and for magnetisation and resistivity data, we propose that the Q1D sheets of the Fermi surface of β'' -(BEDT-TTF)₂SF₅CH₂CF₂SO₃ are nested. The temperature dependence of the resistivity suggests that this occurs at $T \approx 140$ K.

This work is supported by EPSRC (UK). NHMFL is supported by the US Department of Energy (DoE), the National Science Foundation and the State of Florida. Work at Argonne is sponsored by the DoE, Office of Basic Energy Sciences, Division of Materials Science under contract number W-31-109-ENG-38. We thank James Brooks for stimulating discussions.

-
- [1] N.W. Ashcroft and N.D. Mermin, *Solid State Physics*, Saunders (1976).
 - [2] D. Shoenberg, *Magnetic Oscillations in Metals* Cambridge University Press, Cambridge, (1984).
 - [3] J. Singleton, Rep. Prog. Phys. **63** 1111 (2000).
 - [4] V.M. Yakovenko and H.-S. Goan, *Phys. Rev. B* **58**, 8002 (1998); A. Ardavan *et al.* *Phys. Rev. B* **60**, 15500 (1999).
 - [5] N. Dupuis and G. Montambaux, *Phys. Rev. Lett.* **68**, 357 (1992); *Phys. Rev. B* **46**, 9603 (1992).
 - [6] U. Geiser *et al.*, *J. Am. Chem. Soc.* **118**, 9996 (1996).
 - [7] J. Wosnitza *et al.* *Phys. Rev. B* **61**, 7383 (2000).
 - [8] D. Beckmann *et al.* *Eur. Phys. J. B* **1**, 295 (1998).
 - [9] X. Su *et al.* *Phys. Rev. B* **59**, 4376 (1999).
 - [10] M.S. Nam *et al.*, *J. Phys.: Condens. Matter*, **13**, 2271 (2001).
 - [11] J.M. Schrama *et al.*, *J. Phys.: Condens. Matter* **13**, 2235 (2001).
 - [12] J. Wosnitza *et al.*, preprint cond-mat-0011357.
 - [13] N. Harrison *et al.* *Phys. Rev. B* **54**, 9977 (1996).
 - [14] M. Springford, *Electrons at the Fermi surface* (Cambridge University Press, Cambridge, 1980).
 - [15] W. Lubczynski *et al.* *J. Phys.: Condens. Mat.*, **8**, 6005 (1996).
 - [16] A.A. House *et al.*, *Phys. Rev. B* **53**, 9127 (1996).
 - [17] *Metal-Insulator Transitions*, by N.F. Mott (Taylor and Francis, London, 1990).
 - [18] J.R. Cooper *et al.*, *Phys. Rev. Lett.* **63**, 1984 (1989); S.T. Hannahs *et al.*, *Phys. Rev. Lett.* **63**, 1988 (1989).
 - [19] N. Harrison, *Phys. Rev. Lett.* **83**, 1395 (1999).
 - [20] D.P. Druist *et al.*, *Phys. Rev. Lett.* **80**, 365 (1998).

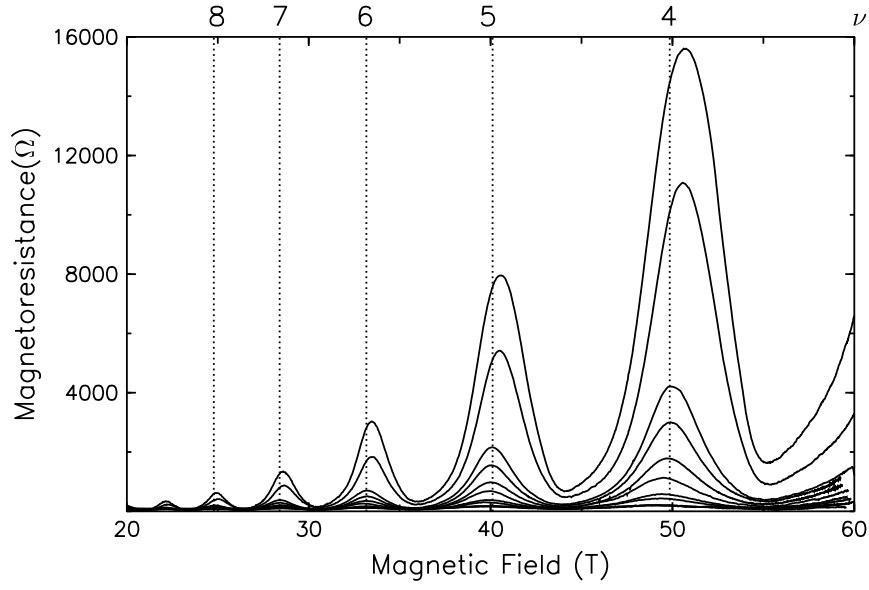


Figure 1. M.–S. Nam *et. al.*

FIG. 1: The temperature dependent magnetoresistance in β'' -(BEDT-TTF) $_2$ SF $_5$ CH $_2$ CF $_2$ SO $_3$ (from the top, 0.59, 0.94, 1.48, 1.58, 1.91, 2.18, 2.68, 3.03, 3.38, 3.80, and 4.00 K). The dotted lines and numbers indicate integer Landau-level filling factors $\nu = F/B$.

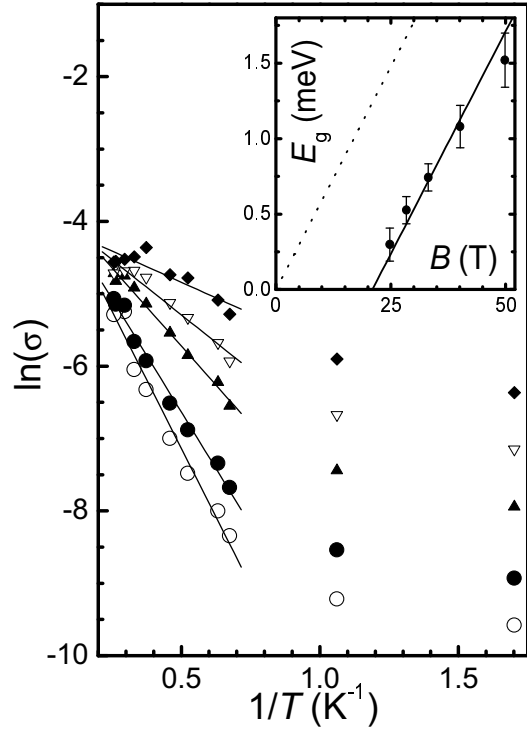


FIG. 2: σ_{zz} against $1/T$ at the magnetoresistance peaks close to integer filling factors; filled diamond $\nu = 8$, open triangle $\nu = 7$, filled triangle $\nu = 6$, filled circle $\nu = 5$, and open circle $\nu = 4$. The lines are fits used to extract Δ (see Eqn. 1). The inset shows the magnetic field dependence of $E_g = 2\Delta$. The dotted line shows $E = \hbar\omega_c = \hbar eB/m^*$ for comparison and the solid line shows $E = \hbar\omega_c - E_O$, where E_O is a constant offset energy (see text).

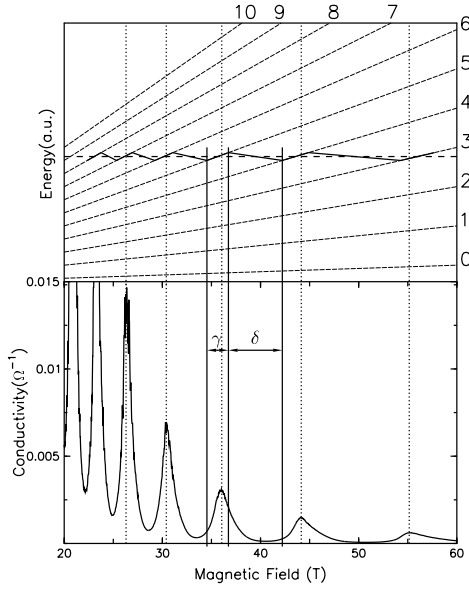


FIG. 3: The upper figure shows the Landau fan diagram with a schematic view of the motion of the chemical potential μ where T and τ^{-1} are zero. The solid line indicates the motion of μ when it is alternately pinned in Q1D and Q2D states. The dashed line shows μ held constant by *e.g.* an incommensurate density wave. The lower part shows the magnetoconductivity oscillation at 500 mK; the conductivity peaks when μ is between Landau levels.

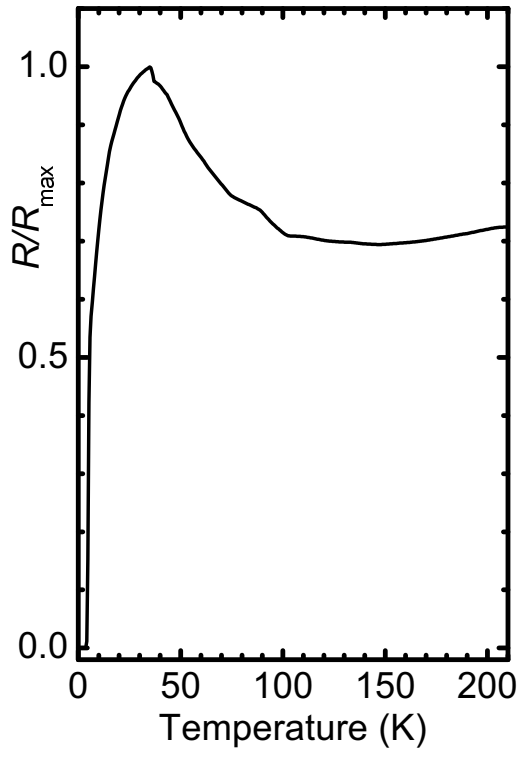


FIG. 4: The temperature dependence of the interlayer resistance ($\propto \rho_{zz}$) normalised to its maximum value, measured with a current of $0.5 \mu\text{A}$. With currents any higher than this, R exhibits bistability and hysteresis between 35 K and 140 K.