

Using Entropy-Based Methods to Study General Constrained Parameter Optimization Problems

A. R. Lima¹ and M. Argollo de Menezes² *

1) Laboratoire de Physique et Mécanique des Milieux Hétérogènes, ESPCI Paris
10 rue Vauquelin, 75231 Paris Cedex 05, France

2) Instituto de Física, Universidade Federal Fluminense
Av. Litorânea 24210-340, Niterói, RJ, Brazil

Version: 27/04/2001 - Printed: December 2, 2024

Abstract

In this letter we propose the use of physics techniques for entropy determination on constrained parameter optimization problems. The main feature of such techniques, the construction of an unbiased walk on energy space, suggests their use on the quest for optimal solutions of an optimization problem. Moreover, the entropy, and its associated density of states, give us information concerning the feasibility of solutions.

Statistical physicists are constantly developing new computational and theoretical tools to unravel the complex behavior of systems composed by many simple, interacting units. In the last years, many works [1] have showed us that one could “translate” a variety of problems, ranging from biology to economy, to a physicist’s language. One such example is the work

*Electronic Addresses: arlima@pmmh.espci.fr , marcio@if.uff.br

of Rosé et. al., who extended the concept of “density of states” to complex optimization problems[2, 3].

This paper follows the same guidelines: we propose the use of methods which obtain the entropy of physical systems to study constrained parameter optimization problems. These include important tasks, such as production planning, decision problems, structural optimization [7] and design of semiconductor quantum devices [8]. From the operational point of view these problems are usually analytically untractable and numerically hard to solve, mainly due to the intricate shape of the space of feasible solutions.

A general constrained optimization problem can be formulated as follows:

$$\begin{aligned} \text{Minimize (or Maximize)} \quad & E(\vec{x}) \\ \text{Subject to} \quad & g_i(\vec{x}) \leq 0, \quad i=1,\dots,q \\ & h_i(\vec{x}) = 0, \quad i=q+1,\dots,m \end{aligned} \tag{1}$$

where $\vec{x} = (x_1, x_2, x_3, \dots, x_n)$ is an n -component vector, $g_i(\vec{x})$ are q inequality constraints and $h_i(\vec{x})$ are $m - q$ equality constraints. The functions $E(\vec{x})$, $g_i(\vec{x})$ and $h_i(\vec{x})$ can be either linear or nonlinear, continuous or discontinuous. *Feasible solutions* can be defined as the set $A(\{\vec{x}\})$ of vectors which satisfy all the constraints, and *optimal solutions* as the subset $B \in A$ of the feasible ones which minimize (maximize) the cost E .

Although there are many well-established heuristic algorithms for such problems, like evolutionary algorithms [10, 8] and Constrained Simulated Annealing[11, 12], none of them give, in a simple way, any information about the structure of the problem.

The “translation” of the abovementioned problem to a physicist’s language proceeds as follows: the variables x_i of the optimization problem (1) are identified with the simple interacting units (pointed out in the first paragraph) and the vector \vec{x} with a physical state. $E(\vec{x})$ is the energy (or cost) of the state \vec{x} . The density of states is here identified with the ratio between the number of solutions with a given cost E and the total number of solutions. Mathematically it reads

$$g(E) = \frac{\sum_{\vec{x}_f} \delta_{E(\vec{x}_f)-E}}{\sum_{\vec{x}_f} 1} \tag{2}$$

where the summation runs over all feasible solutions. The entropy $S(E)$, in units of k_B , is defined as $S(E) = \ln g(E)$.

As pointed by H. Rosé [2], independently of the complexity of the space of solutions, the density of states is a direct measure which reflects how sparsely states with a given quality E are distributed. Thus, from the density of states (or, equivalently, the entropy $S(E)$) we can estimate whether solutions with a given cost E represent global optimal values or if further optimization could lead to better results with reasonable computational effort[2]. Unfortunately, it is not a simple task to obtain the entropy or to estimate it from traditional simulations (Metropolis importance sampling, microcanonical simulations, etc...) [13, 14]. Over the past few years, many efficient algorithms have been developed aiming at an efficient calculation of this quantity. Those include multicanonical methods [4], the “Broad Histogram Method” [5, 6] and, more recently, the “Multiple Range Random Walk” algorithm (MRRW) [15]. Since the latter seems to be the most simple to implement and easiest to generalize [15, 16], we adopted it as a calculational tool to study optimization problems on this letter, and before applying it to our problem, let us briefly review its most important points.

The main idea of the MRRW algorithm is to obtain the density of states (DOS) recursively. For a good resolution on the DOS, one must visit the energy axis on a non-biased way, what can be done by performing a random walk in energy space with the probability of visiting a state \vec{x} being proportional to the reciprocal of the density of states, $1/g(E)$. Since $g(E)$ is not known *a priori*, it is set to $g(E) = 1$ for all E at the beginning of the random walk, and then configurations are randomly chosen. If a given choice changes the energy of the system from E_1 to E_2 , the new configuration is accepted according to

$$p(E_1 \rightarrow E_2) = \min \left(\frac{g(E_1)}{g(E_2)}, 1 \right). \quad (3)$$

Then, after the energy level E is visited, $g(E)$ is updated on a multiplicative fashion, $g(E) \rightarrow g(E) \times f$, and the histogram of visits $H(E)$ on an additive way, $H(E) \rightarrow H(E) + 1$. When fluctuations on $H(E)$ are sufficiently small (the magnitude of f is related to the “flatness” of the histogram), the multiplicative factor f is decreased to $f' = \sqrt{f}$. This sequence is repeated until a predefined value of f is achieved (for more details, we refer to the original paper [15]).

In principle, this prescription for a “flat histogram” assures that all energy

levels are visited equally and, in practice, one expects that the extreme values of the accessible energies will be visited with the same probability as any other energy level. Since on optimization problems one is interested in extremal values of a cost function (or energy) which characterizes the best solution of a given problem, is natural to think that “flat histogram” algorithms are good candidates for solving optimization tasks, as we will show on the rest of the paper.

A great advantage of these methods over traditional techniques is that there are no restrictions on how one should make changes to the state \vec{x} , as long as the new state sampled is accepted according to the transitional probability (3). So, this choice can always be made such that it handles efficiently the constraints of the problem [17].

Let us take as a simple test case a parabola $E(x) = x^2$ on the interval $0 \leq x \leq 1$, with x being a random variable. From the analysis of functions of random variables [18], one can obtain the probability distribution function $P(E)dE$, from which the entropy $S(E)$ can be determined. In this simple case it reads $S(E) = -\ln E/2$, which we recover with the MRRW algorithm [19] as seen in figure (1).

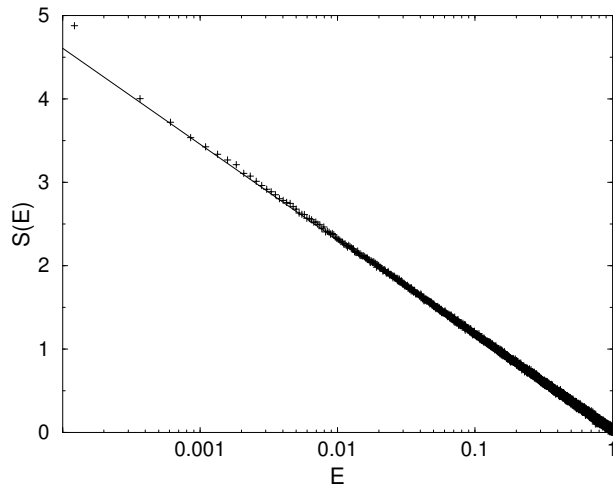


Figure 1: Comparison between numerically and analytically obtained entropy for the function $E = x^2$ of a random variable $0 < x < 1$.

Once we verified the correctness of the method, let us focus on harder problems:

1) Find the maximum of

$$E_1(\vec{x}) = \left| \frac{\sum_{i=1}^n \cos^4(x_i) - 2 \prod_{i=1}^n \cos^2(x_i)}{\sqrt{\sum_{i=1}^n i x_i^2}} \right| \quad (4)$$

subject to $\prod_{i=1}^n x_i \geq 0.75$, $\sum_{i=1}^n x_i \leq 7.5n$ and $0 \leq x_i \leq 10$.

2) Find the maximum of

$$E_2(\vec{x}) = \left(\sqrt{n} \right)^n \prod_{i=1}^n x_i \quad (5)$$

subject to $\sum_{i=1}^n x_i^2 = 1.0$.

These are well-known test functions for optimization algorithms [9], whereas the optimal solution for the first problem is not known exactly, while for the second one the maximum is at $E = 1$.

Following the observation that very often the global solution of many constrained numerical optimization problems lies on the boundary of the feasible region [10], we fix the search to the “edge of feasibility”. For instance, in the first example we fix the condition $\prod x_i = 0.75$ and perform simultaneous changes to two variables x_i and x_j at each change (that is, modify x_i by a random variable $0 < q < 2$ and divide x_j by the same q). Doing so, we obtain the entropy of the former problem, which is depicted in figure (2) for the case $n = 20$.

On table *I* we compare our results with those obtained with evolutionary algorithms (EA) [10] and constrained simulated annealing (CSA) [11, 12]. We spent approximately 10^6 MC steps to obtain the entropies for both problems with a nice resolution (which corresponds to 222 seconds for problem 1 with $n = 20$ and 77 seconds for problem 2, both running on a pentium II 400 MHz), while the optimal solutions are obtained in approximately 10 times

Problem	n	MRRW	EA [7]	CSA [11, 12]
E_1	20	0.803587	0.803553	0.803619
E_1	50	0.835131	0.833194	-
E_1	100	0.845388	-	-
E_2	20	0.999881	0.999866	1.0

Table 1: Comparison between numerical results obtained with multiple range random walks (MRRW), evolutionary algorithms (EA) and constrained simulated annealing (CSA).

less MC steps. These results were obtained from only one simulation, and could, in principle, be improved by increasing the number of MC steps or by employing a steepest descent method about the minimum found [20]. Our numerical estimates are always better than those obtained with genetic algorithms, and can get as good as constrained simulated annealing ones with this additional (local) search [20].

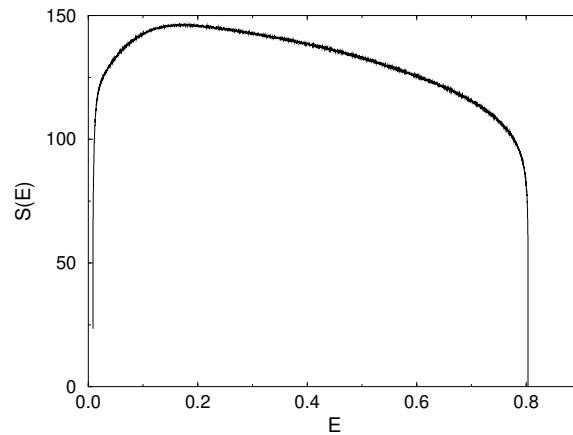


Figure 2: Entropy as a function of the energy $E = E_1$ when $\prod_{i=1}^n x_i = 0.75$, $n = 20$.

As a final test, we apply the MRRW algorithm to the traveling salesman

problem (TSP), an archetypal problem on computer science and one of the six basic NP-complete problems[21]. It can be formulated as the quest for the shortest path which connects N cities displaced on a plane map. We try to find optimal tours for two particular instances of the problem, known as ATT48 and kroA100, for which there are known solutions, mathematically proven to be optimal [22]. In order to visit the space of states (the space of feasible solutions) efficiently, we use the Lin Kerningham algorithm [23] to sample between valid tours. We were able to find optimal tours with approximately 10^6 MC steps in both instances. On figure (3) we show the entropy of the kroA100 instance with the optimal tour on the inset. From the entropy, one can directly assess how difficult it is to find tours with a specified “quality”, or perimeter P [24].

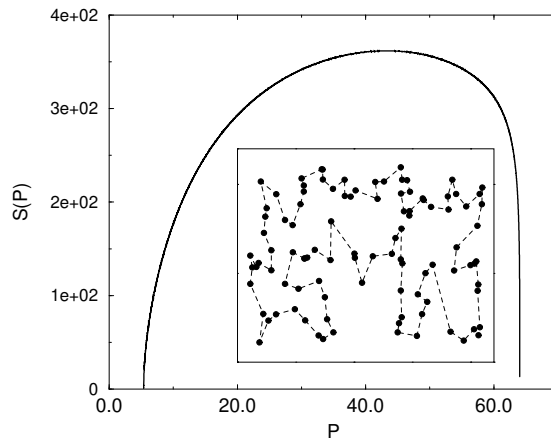


Figure 3: Entropy of the kroA100 instance. With the MRRW algorithm we were able to find the tour with shortest perimeter P , which is exposed on the inset.

The aim of this paper was to propose the use of a simple and efficient algorithm for entropy determination of physical systems on constrained parameter optimization problems. By performing a biased walk on configuration space, one is able to obtain an unbiased random walk on energy space

and then to reconstruct with good precision the density of states. This is the property which makes this “flat histogram” algorithm a good tool for optimization tasks, since the extreme energies of the system are visited at the same frequency as other energies during the visitation scheme of the algorithm. As a result, we were able to obtain, with reduced computational efforts, satisfactory results for classical optimization problems. As an additional feature, we gain insight into the complexity of the problem by means of its associated entropy.

Acknowledgments

MAM has benefited from fruitful discussions with T.J.P. Penna, while ARL thanks L. Trujillo for helpful comments and discussions. We acknowledge financial support from CNPq and CAPES (Brazilian agencies).

References

- [1] Per Bak, *How nature works*, Oxford Univ. Press (1997); S. M. Moss de Oliveira, P. M. C. de Oliveira and D. Stauffer, *Evolution, Money, Wars and Computers*, Teubner-Stuttgart (1999); H. Levy, M. Levy and S. Solomon, *Microscopic Simulation of Financial Markets*, Academic Press (2000).
- [2] H. Rosé, W. Ebeling, and T. Asselmeyer, in *Parallel Problem Solving from Nature, Proc. of the Int. Conference on Evolutionary Computation*, edited by H. M. Voigt, W. Ebeling, I. Rechenberg, and H. P. Schwefel (Springer, Berlin, 1996), No. IV, pp. 208–217.
- [3] H. Rosé, in *Proceedings of the International Conference on Complex Systems*, New England Complex Systems Institute, Y. Bar-Yam (ed.) (Nashua, NH, 1997).
- [4] B.A. Berg and T. Neuhaus, *Phys. Lett.* **B267**, 249 (1991); B.A. Berg *Int. J. Mod. Phys.* **C3**, 1083 (1992).
- [5] P.M.C. de Oliveira, T.J.P. Penna and H.J. Herrmann, *Braz. J. Phys.* **26**, 677 (1996); cond-mat/9610041.

- [6] P.M.C. de Oliveira, T.J.P. Penna and H.J. Herrmann, *Eur. Phys. J.* **B1**, 205 (1998).
- [7] Z. Michalewicz, D. Dasgupta, R. Le, and M. Schoenauer, *Computers and Industrial Engineering Journal* **30**, 851 (1996).
- [8] G. Goldoni and F. Rossi, cond-mat/0011404.
- [9] How to solve it: Modern Heruristics” Z. Michalewics and D. B. Fogel Springer, Berlin 2000
- [10] Z. Michalewicz and M. Schoenauer, *Evolutionary Computation* **4**, 1 (1996).
- [11] B.W. Wah and Y. Chen, in *Sixth International Conference on Principles and Practice of Constraint Programming* (Springer-Verlag, Berlin, 2000).
- [12] B.W. Wah and T. Wang, in *Sixth International Conference on Principles and Practice of Constraint Programming* (Springer-Verlag, Berlin, 2000).
- [13] M.E.J. Newman and G.T. Barkema, *Monte Carlo Methods in Statistical Physics*, Oxford University Press (1999).
- [14] D.P. Landau and K. Binder, *A Guide to Monte Carlo Methods in Statistical Physics*, Cambride University Press, (2000).
- [15] F. Wang and D. P. Landau, *Phys. Rev. Lett.* **86**, 2050 (2001); cond-mat/0011174.
- [16] A. Hüller and M. Pleiming, cond-mat/0011379.
- [17] This method is also suitable for parallelization, since one can divide the energy axis on W windows, which can be visited by independent random walkers on parallel on W different processors. Other strategy could be that of W independent random walkers along the whole energy axis, each using the same entropy $S(E)$ for the transitional probabilities.
- [18] F. Reif, *Introduction to Statistical Physics*, Mc Graw Hill, Int. Edition, (1985).

- [19] For the implementation of the MRRW we start the quantity f (see [15]) as $f = \exp(5.0)$. Its value is recalculated using $f_{\text{new}} = \sqrt{f}$ after each 50000 tries to change the value of all variables x_i . This process is repeated 15 times.
- [20] A. R. Lima, M. A. de Menezes, and L. Trujillo, to be published.
- [21] M. R. Garey and D. S. Johnson, *Computers and Intractability: A guide to the theory of NP-Completeness*, Freeman (1979).
- [22] <http://www.iwr.uni-heidelberg.de/iwr/comopt/software/TSPLIB95/>
- [23] S. Lin and W. Kerningham, *Operations Research*, Vol. 21, pp. 498–516, 1973.
- [24] We have tested the algorithm on a large number of instances which are reported in [22]. Extended results will be presented in [20].