

Vortex Lattice Formation in a Rotating Bose-Einstein Condensate

Makoto Tsubota¹, Kenichi Kasamatsu¹, and Masahito Ueda²

¹ *Department of Physics, Osaka City University, Sumiyoshi-Ku, Osaka 558-8585, Japan*

² *Department of Physics, Tokyo Institute of Technology, Meguro-ku, Tokyo 152-8551, Japan*

(Dated: February 7, 2020)

We study the dynamics of vortex lattice formation of a rotating trapped Bose-Einstein condensate by numerically solving the two-dimensional Gross-Pitaevskii equation, and find that the condensate undergoes elliptic deformation, followed by unstable surface-mode excitations before forming a quantized vortex lattice. The origin of the peculiar surface-mode excitations is identified to be phase fluctuations at the low-density surface regime. The obtained dependence of a distortion parameter on time and that on the driving frequency agree with the recent experiments by Madison et al.

PACS numbers: 03.75.Fi, 67.40.Db

Quantized vortices have long been studied in superfluid ⁴He as the topological defects characteristic of superfluidity[1, 2]. However, the relatively high density and strong repulsive interaction complicate the theoretical treatments of the Bose-Einstein condensed liquid, and the healing length of the atomic scale makes the experimental visualization of the quantized vortices difficult. The recent achievement of Bose-Einstein condensation in trapped alkali atomic gases at ultra-low temperatures has stimulated intense experimental and theoretical activity. The atomic Bose-Einstein condensates(BECs) have the weak interaction because they are dilute gases, thus being free of the above difficulties that superfluid ⁴He is subject to. Quantized vortices in the atomic BECs have recently been created experimentally by the groups at JILA[3], ENS[4] and MIT[5].

By rotating an asymmetric trapping potential, Madison et al. at ENS succeeded in forming a quantized vortex in ⁸⁷Rb BEC for a stirring frequency that exceeds a critical value[4]. Vortex lattices were obtained for higher frequencies. The ENS group has subsequently observed that vortex nucleation occurs via a dynamical instability of the condensate[6]. For a given modulation amplitude and stirring frequency, the steady state of the condensate was distorted to an elliptic cloud, stationary in the rotating frame, as predicted by Recati et al.[7]. An intrinsic dynamical instability [8] of the steady state transformed the elliptic state into a more axisymmetric state with vortices. However, the origin of that instability and how it leads to the formation of vortex lattices remains to be investigated

The ENS group found that the minimum rotation frequency Ω_{nuc} at which one vortex appears is $0.65\omega_{\perp}$, where ω_{\perp} is the transverse oscillation frequency of the cigar-shaped trapping potential, independent of the number of atoms or the longitudinal frequency ω_z [9]. There is a discrepancy between the observations and the theoretical considerations based on the stationary solution of the Gross-Pitaevskii equation(GPE)[10, 11]; Ω_{nuc} is

significantly larger than its equilibrium estimates.

The present Letter addresses these issues by numerically solving the GPE that governs the time evolution of the order parameter $\psi(\mathbf{r}, t)$:

$$(\imath - \gamma)\hbar \frac{\partial \psi(\mathbf{r}, t)}{\partial t} = \left[-\frac{\hbar^2}{2m} \nabla^2 + V_{\text{trap}}(\mathbf{r}) + g|\psi(\mathbf{r}, t)|^2 - \mu - \Omega L_z \right] \psi(\mathbf{r}, t). \quad (1)$$

Here $g = 4\pi\hbar^2 a/m$ is the coupling constant, proportional to the ⁸⁷Rb scattering length $a \approx 5.77\text{nm}$. The high anisotropy of the cigar-shaped potential used in the ENS experiments ($\omega_{\perp}/\omega_z \sim 14$) may permit the two-dimensional analysis. We thus focus on the two-dimensional dynamics of Eq.(1) by assuming the trapping potential

$$V_{\text{trap}}(\mathbf{r}) = \frac{1}{2}m\omega_{\perp}^2 \{(1 + \epsilon_x)x^2 + (1 + \epsilon_y)y^2\}, \quad (2)$$

where $\omega_{\perp} = 2\pi \times 219\text{Hz}$, and the parameters $\epsilon_x = 0.03$ and $\epsilon_y = 0.09$ describe small deviations of the trap from the axisymmetry, corresponding to the ENS experiments[4]. The centrifugal term $-\Omega L_z = \hbar\Omega(x\partial_y - y\partial_x)$ appears in a system rotating about the z axis at a frequency Ω . An important characteristic parameter of the two-dimensional system is $C = 8\pi Na/L$, with the total number N of the condensate atoms and L the size of the system along the z axis.

The term with γ in Eq. (1) introduces the dissipation. Although the detailed mechanism of the dissipation is yet to be understood, we include this term in the GPE because of the following reasons. First, collective damped oscillations of the condensate have been observed by the JILA and MIT group [12], which shows the presence of some dissipative mechanism and is consistent with the solution of the GPE with the dissipative term [13]. Secondly, even if the trapping potential is rotated fast enough, vortex lattices will never be formed




FIG. 1: Development of the condensate density $|\psi|^2$ after the trapping potential begins to rotate suddenly with $\Omega = 0.7\omega_\perp$. The time is $t = 0$ msec(a), 21 msec(b), 107 msec(c), 114 msec(d), 123 msec(e), and 262 msec(f). The unit for length is $a_{\text{HO}} = \sqrt{\hbar/2m\omega_\perp} = 0.512\mu\text{m}$

without dissipation, because vortex lattice correspond to local minimum of the total energy in the configuration space [14]. In other words, the observation of the vortex lattices [4] implies the presence of dissipation. Following Ref. [13], we use $\gamma = 0.03$ throughout this work.

In this Letter we focus on two kinds of response of the condensate, namely, the response to the sudden turn-on of the rotation of the potential, and that to the slow turn-on. The numerical calculations are performed with the implicit Crank-Nicolson method. The chemical potential μ is adjusted at all times so as to preserve the number of condensate atoms.

We first prepare an equilibrium condensate with $C = 1400$ trapped in a stationary potential. Figure 1 shows the typical dynamics of the condensate density $|\psi(\mathbf{r}, t)|^2$ after the potential begins to rotate suddenly with $\Omega = 0.7\omega_\perp$ [15]. The condensate is elongated along the x axis because of the small anisotropy of V_{trap} (Eq. (2)), and the elliptic cloud oscillates. Then, the boundary surface of the condensate becomes unstable, exciting the surface waves which propagate along the surface. The excitations are likely to occur on the surface whose curvature is low, i.e., parallel to the longer axis of the ellipse. The ripples on the surface develop into the vortex cores around which superflow circulates. Subject to the dissipative vortex dynamics, some vortices enter the condensate, eventually forming a vortex lattice. As the vortex lattice is being formed, the axial symmetry of the condensate is recovered by transferring angular momentum into quantized vortices.

The physics of this peculiar dynamics is understood by investigating the phase of $\psi(\mathbf{r}, t)$ as shown in Fig. 2. As

soon as the rotation of the trapping potential starts, the defects of the phase appear on the outskirts of the condensate where the amplitude $|\psi(\mathbf{r}, t)|$ is almost negligible; they neither contribute to the energy nor the angular momentum of the system, because they are the defects of only phase field with the infinitesimal condensate density. These defects come into or penetrate into the boundary surface of the condensate within which the density grows up, compete with each other and excite the above surface waves due to interference. There the selection of the defects starts, because their further invasion costs the energy and the angular momentum. As is well known in the study of rotating superfluid helium [14], the rotating drive pulls vortices into the rotation axis, while repulsive interaction tends to push them apart; this competition yields a vortex lattice whose vortex density depends on the rotation frequency. In our case, some vortices enter the condensate and form a lattice dependent on Ω , while excessive vortices are repelled and escape to the outside. Remarkably, the phase profile of Fig. 2(b) reveals that the repelled vortices also form a lattice on the outskirts of the condensate. Since they cannot be seen in the corresponding density profile of Fig. 1(f), they may be called “ghost” vortices.

The distortion of the condensate to an elliptic cloud was theoretically studied by Recati et al. [7]. Assuming the quadrupolar velocity field $\mathbf{v}(\mathbf{r}) = \alpha \nabla(xy)$, they obtained the distortion parameter $\alpha = \Omega(R_x^2 - R_y^2)/(R_x^2 + R_y^2)$ in the steady states as a function of Ω , where R_x and R_y are the sizes of the condensate along each direction; there are up to three possible values for α . Madison et al. observed that, after the rotation of $\Omega = 0.7\omega_\perp$ starts sud-

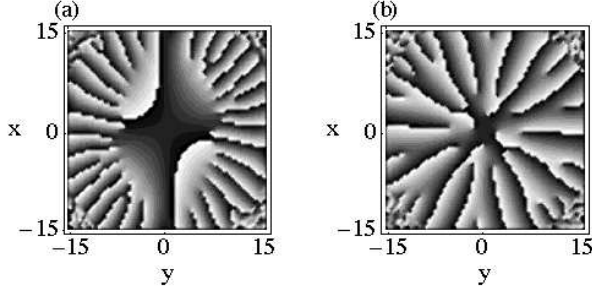


FIG. 2: Phase profile of ψ : (a) and (b) corresponds to Fig. 1 (c) and (f). The value of the phase varies from 0 (black) to 2π (white). The unit for length is the same as that of Fig. 1

denly, α oscillates around 0.3 during a few milliseconds and then falls abruptly to a value below 0.1 when vortices enter the condensate from its boundary surface[6]. Figure 3 shows the oscillation of α and the increase of the angular momentum ℓ_z/\hbar per atom in our dynamics of Fig. 1. This figure closely resembles Fig. 3 of Ref. [6], and our scenario is consistent with the experimental results.

The dispersion relation of the surface waves[16] of a rotating condensate is obtained as follows. The substitution of the Madelung transformation $\psi = |\psi|e^{i\theta}$ into Eq. (1) yields

$$\frac{\partial |\psi|^2}{\partial t} + \nabla \cdot (|\psi|^2 (\mathbf{v} - \Omega \times \mathbf{r})) = 0, \quad (3a)$$

$$m \frac{\partial \mathbf{v}}{\partial t} = -\nabla \left\{ \delta\mu + \frac{1}{2} (\mathbf{v} - \Omega \times \mathbf{r})^2 - \frac{m}{2} \Omega^2 r^2 \right\}, \quad (3b)$$

where $\mathbf{v} = (\hbar/m)\nabla\theta$ and

$$\delta\mu = V_{\text{trap}} + g|\psi|^2 - \frac{\hbar^2}{2m|\psi|} \nabla^2 |\psi|. \quad (4)$$

By linearizing Eq.(3), we obtain the dispersion relation of the surface waves $\omega^2 = R(\omega_\perp^2 - \Omega^2)k$ with the condensate size R . The dependence of ω on R shows that the surface with lower curvature is excited more easily, which is clearly seen in Fig. 1. The group velocity

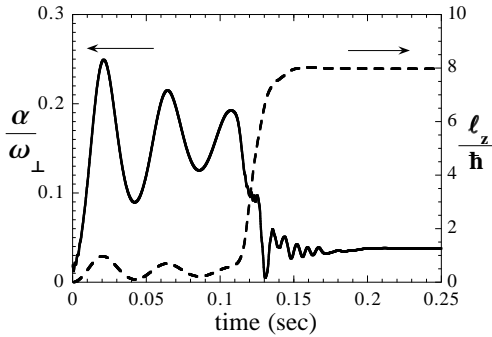


FIG. 3: Time evolution of the distortion parameter α and the angular momentum ℓ_z/\hbar per atom in the dynamics of Fig. 1.

$d\omega/dk = \sqrt{R(\omega_\perp^2 - \Omega^2)}/(2\sqrt{k})$ agrees with the propagation velocity of the surface wave in our simulation. As discussed by Al Khawaja et al.[16], the surface waves are connected with the low energy excitations studied by Stringari and Dalfovo et al.[17], and Isoshima et al.[10].

We have examined the critical frequency at which vortices can enter with $C=420$ corresponding to the experimental condition [4], and found that only when Ω is larger than $\Omega_{c1} \simeq 0.57\omega_\perp$ vortices can enter the condensate and form a lattice. This critical frequency is closer to the observed value $\Omega_{\text{nuc}} = 0.65\omega_\perp$, than the values obtained in previous literature. The critical frequencies have been studied from thermodynamic or stability arguments[10, 11, 18], but they are generally much smaller than the observed value. It should be noted that these critical frequencies only give the necessary condition which enables a vortex to exist stably at the center of the trap. Actually, vortices should be nucleated at the boundaries and come into the condensate; the condition of Ω which realizes such nonlinear dynamics may be generally different from that obtained from the stability arguments. Isoshima and Machida examined the local instability of nonvortex states toward vortex states within the Bogoliubov theory[10]. They note that this local instability could give higher critical frequencies than the global instability which comes from comparing their total energy, for example, about $0.6\omega_\perp$ for the ENS experimental condition[19]. Our work reveals the importance of the nonlinear dynamics after this local instability. The present calculation allows the lattices where the number of vortices is even, because of the even parity of the potential. The ENS group observes the vortex lattice made by the odd-parity potential[20]. The detailed studies of the dependence of the number of vortices on Ω , that of Ω_{c1} on the number of condensate atoms[10] and the effect of the odd-parity potential are being carried out.

Finally, we study the evolution of the condensate in a potential rotating with a time-dependent frequency $\Omega(t)$. The experiments were made by the ENS group[6]. The condensate at every moment was in a stationary state with an elliptic cloud obtained by Recati et al. under the Thomas-Fermi limit [7], since the time dependence was slow enough. One of the important observations was that, for an ascending ramp, the condensate follows branch I of the nonvortex state until $\Omega_c \simeq 0.75\omega_\perp$. Beyond this critical frequency, the condensate changes from branch I to the more axisymmetric state, nucleating vortices. This critical frequency agrees with the frequency at which branch I becomes dynamically unstable[8]; however, the detailed nature of the bifurcation has remained to be clarified. We study the response of the condensate of $C = 420$ for the ascending frequency $\Omega(t) = ct$ with $c = 2\pi \times 400\text{Hz/s}$; they are about the same values as those used in the ENS experiment. The obtained results are consistent with the experimental ones, as shown in Fig. 4. As Ω increases, the condensate becomes gradually elliptic following branch I, when the nucleated “ghost” vortices come to the surface of the condensate. When Ω

is raised to the critical value $\Omega_{c2} \simeq 0.75\omega_{\perp}$, the vortices jostle with each other and excite the surface waves, reflecting the dynamical instability. Then, like the first set of calculations, some vortices enter the condensate, form a lattice and increase the angular momentum, while the condensate recovers the axisymmetry apart from branch I. The small discrepancy of the trace of our calculation from branch I in Fig. 4 may be attributed to a deviation from the Thomas-Fermi limit; the similar discrepancy is reported by the ENS group too[6].

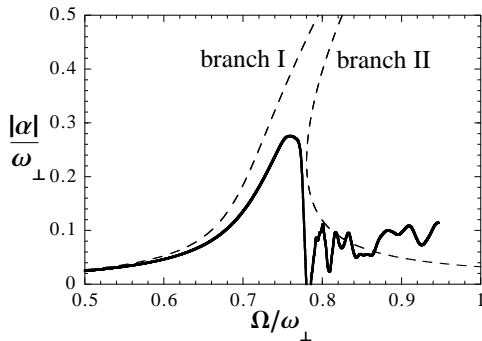


FIG. 4: Development of α for the ascending frequency $\Omega(t)$. The solid line describes our numerical result, while the dashed line the stationary nonvortex state obtained by Recati et al. [7]. See the text.

It is necessary to compare two critical frequencies $\Omega_{c1} \simeq 0.57\omega_{\perp}$ and $\Omega_{c2} \simeq 0.75\omega_{\perp}$. What causes the difference? In the first set of calculations where the potential begins to rotate abruptly with a frequency Ω , the condensate first deviates much from the stationary state $\alpha(\Omega)$ with the quadrupolar velocity field. As shown in Fig.3, it seemingly relaxes to that state through the damped oscillation of the large amplitude, but it changes on the way to another state with vortex lattice which has lower energy than the nonvortex state $\alpha(\Omega)$. The critical frequency Ω_{c1} means that the state with vortices can be realized dynamically from the nonvortex state only when $\Omega > \Omega_{c1}$. In the second calculation, as Ω increases slowly, the condensate follows quasistatically the nonvortex state $\alpha(\Omega)$ of branch I, even after it becomes metastable for $\Omega > \Omega_{c1}$. Only when Ω exceeds Ω_{c2} , the condensate can change from this state to the vortex state, reflecting the dynamical instability[8].

Recently García-Ripoll et al. and Feder et al. study this system by three-dimensional analysis of the GPE[18], taking account of the bending of vortex lines in the cigar-shaped potential. A bent vortex moves with the self-induced velocity proportional to its curvature[1], which is lacking in the two-dimensional dynamics. However, due to the high anisotropy of the cigar-shaped potential, vortices are aligned almost straight along the symmetry axis. It is therefore unlikely that the bending effect alters the results of our work seriously.

In conclusions, we have studied the dynamics of vortex lattice formation of a rotating trapped BEC by numeri-

cally solving the two-dimensional GPE, and obtained the following physical picture. When the trapping potential begins to rotate at a sufficiently fast frequency, the condensate is distorted to an elliptic shape and oscillates. Then its boundary surface becomes unstable, exciting surface waves. The origin of these ripples is identified to be the interference of violent phase fluctuations that occur on the outskirts of the condensate; and some of the surface ripples develop into the vortex cores which then form a vortex lattice. The critical frequency for this process is found to be $\Omega_{c1} \simeq 0.57\omega_{\perp}$. On the other hand, if the rotation frequency is raised slowly from zero, the condensate becomes elliptic and follows the nonvortex elliptic state with the quadrupolar flow[7]. When Ω exceeds $\Omega_{c2} \simeq 0.75\omega_{\perp}$, the condensate deviates from the state, nucleating vortices via the dynamical instability[8]. The whole dynamics is concerned with the “ghost” vortices which are the phase defects outside the condensate. The obtained results are consistent with the experimental results of the ENS group[4, 6] and some theoretical results.

The authors thank K.Machida for useful discussions. MU acknowledges support by a Grant-in-Aid for Scientific Research (Grant No. 11216204) by the Ministry of Education, Science, Sports, and Culture of Japan, and by the Toray Science Foundation.

REFERENCES

- [1] R. J. Donnelly, *Quantized Vortices in Helium II* (Cambridge University Press, Cambridge, 1991).
- [2] L. M. Pismen, *Vortices in Nonlinear Fields* (Oxford University Press, Oxford, 1999).
- [3] M. R. Matthews *et al.*, Phys. Rev. Lett. **83**, 2498 (1999).
- [4] K. W. Madison *et al.*, Phys. Rev. Lett. **84**, 806 (2000).
- [5] J. R. Abo-Shaeer *et al.*, Science **292**, 476 (2001).
- [6] K. W. Madison *et al.*, cond-mat/0101051.
- [7] A. Recati, F. Zambelli, and S. Stringari, Phys. Rev. Lett. **86**, 377 (2001).
- [8] S. Sinha and Y. Castin, cond-mat/0101292.
- [9] F. Chevy *et al.*, Phys. Rev. Lett. **85**, 2223 (2000).
- [10] T. Isoshima and K. Machida, J. Phys. Soc. Jpn. **68**, 487 (1999); Phys. Rev. A **60**, 3313 (1999).
- [11] G. Baym *et al.*, Phys. Rev. Lett. **76**, 6 (1996); F. Dalfovo *et al.*, Phys. Rev. A **53**, 2477 (1996); S. Sinha, Phys. Rev. A **55**, 4325 (1997); E. Lundth *et al.*, Phys. Rev. A **55**, 2126 (1997); A. A. Svidzinsky *et al.*, Phys. Rev. Lett. **84**, 5919 (2000); Y. Castin *et al.*, Eur. Phys. J.D **7**, 399 (1999); F. Dalfovo *et al.*, Phys. Rev. A **63**, 011601(R) (2000).
- [12] D. S. Jin *et al.*, Phys. Rev. Lett. **77**, 420 (1996); M.-O. Mewes *et al.*, Phys. Rev. Lett. **77**, 988 (1996).
- [13] S. Choi, S. A. Morgan, and K. Burnett, Phys. Rev. A **57**, 4057 (1998).
- [14] L. J. Campbell and R. M. Ziff, Phys. Rev. B **20**, 1886

- (1979); M. Tsubota and H. Yoneda, J. Low Temp. Phys. **101**, 815 (1995).
- [15] You can see the animation of this dynamics in <http://matter.sci.osaka-cu.ac.jp/bsr/vortexexe.html>.
- [16] U. Al Khawaja, C. J. Pethick, and H. Smith, Phys. Rev. A **60**, 1507 (1999).
- [17] S. Stringari, Phys. Rev. Lett. **77**, 2360 (1996); F. Dalfovo *et al.*, Phys. Rev. A **56**, 3840 (1997).
- [18] J. J. García-Ripoll *et al.*, Phys. Rev. A **63**, 041603 (2001); D. L. Feder *et al.*, Phys. Rev. Lett. **86**, 564 (2001).
- [19] K. Machida (private communication).
- [20] F. Chevy *et al.*, cond-mat/0104218.