

Theoretical Study of Pressure Effect on TDAE-C₆₀

Tohru Kawamoto, Madoka Tokumoto, Hirokazu Sakamoto¹, and Kenji Mizoguchi

Electrotechnical Laboratory, 1-1-4 Umezono, Tsukuba 305-8568, Japan.

¹ *Department of Physics, Tokyo Metropolitan University, Minamiosawa, Hachioji, Tokyo 192-0397.*

(January 30, 2020)

We have theoretically studied pressure effects on molecular ferromagnet C₆₀ complexes with tetrakis (dimethylamino) ethylene (TDAE), particularly the pressure-induced depression of the Curie temperature. The observed behavior is well simulated with our model based on a charge transfer induced intramolecular Jahn-Teller distortion and an intermolecular cooperative Jahn-Teller interaction. We emphasize that the theoretical simulation is carried out with reasonable parameters known for C₆₀⁻ complexes. It is concluded that the enhancement of crystal field at C₆₀ site due to increasing pressure causes the depression of Curie temperature.

In 1991, Allemand *et al.* reported the ferromagnetic behavior of tetrakis (dimethylamino) ethylene (TDAE) - C₆₀ with $T_C=16\text{K}$ [1]. It has been attracting many scientists due to its highest Curie temperature among pure organic molecular ferromagnets and its unusual magnetism. Allemand *et al.* proposed ‘soft ferromagnetism’ with no hysteresis in M-H curve [1]. Tanaka *et al.* [2] and Blinc *et al.* [3] have observed the behavior like a ‘superparamagnetism’ of spin clusters consisting of hundreds spins in the magnetization and the proton NMR measurements below T_C , respectively. Venturini *et al.* suggested ‘spin glass model’ from analysis of ESR lineshape [4]. In 1997, we proposed a model for understanding the properties of this system [5]. This model is introduced for clarifying the origin of intermolecular ferromagnetic coupling between C₆₀’s, and it is based on the orbital ordering of unpaired electrons on C₆₀’s due to the adjacent alignment of the Jahn-Teller distorted C₆₀’s. The spin-glass like behavior and superparamagnetism of spin cluster may also be explained in this framework qualitatively [6].

Very recently, Mizoguchi *et al.* observed the pressure dependence of Curie temperature (T_C) in TDAE-C₆₀ shown in Fig. 1 [7]. It seems that T_C is parabolically depressed by applying pressure. Our purpose of this paper is a quantitative understanding of this behavior in the framework of our model mentioned above. It should be noted that the observed value is simulated quantitatively with the reasonable parameters for the C₆₀ molecule.

First, our orbital ordering model is briefly introduced. In this model, the magnetic interaction between local spins on C₆₀’s are discussed. In TDAE-C₆₀, both TDAE and C₆₀ are regarded to have an unpaired electron since one electron transfers from TDAE to C₆₀. However, it has not been clarified yet whether bear spin moments exist or not on TDAE molecules. On the other hand, unpaired electrons on C₆₀ molecules are considered to play a crucial role in bulk ferromagnetism. Figure 2 shows an example of molecular arrangement which is likely to cause three dimensional ferromagnetic order.

Lowest unoccupied orbitals (LUMO) of C₆₀ in I_h are triply degenerated with t_{1u} symmetry. When degenerated orbitals are partially occupied, the molecule is dis-

torted in order to stabilize one orbital, which is known as Jahn-Teller (JT) effect. We assume D_{2h} structure for C₆₀⁻ anion in this paper. We performed a geometry optimization of single C₆₀⁻ anion in a previous report. The optimized structure looks like a rugby ball whose elongated axis is along one of the three symmetry axes in D_{2h} structure. The atomic displacement from the ideal icosahedral is rather small, *i.e.* 0.01 Å at most. The three t_{1u} states, LUMO_x, LUMO_y, and LUMO_z, which are degenerate LUMO’s of C₆₀ in I_h symmetry before the charge-transfer, split into three states. If the elongated axis is x -axis, LUMO_x has the lowest energy, and the other two orbitals LUMO_y and LUMO_z with higher energy are almost degenerate. It should be noted that the charge density is not spherical but takes large values along the belt around the elongated axis (see Fig. 2).

Magnetic interactions between distorted molecules depend on their alignment. We concluded that the ferromagnetism is realized in the structure shown in fig. 2 due to the periodic molecular distortion [5]. In a C₆₀⁻ array along the c -axis in this structure, the elongated axes of two nearest C₆₀⁻’s are perpendicular to each other. In this case, the orbitals of unpaired electrons align in an alternating way such as LUMO_x, LUMO_y, LUMO_x,... Such a system is called as orbital ordering system and an interaction acting to favor alternating alignment is called as cooperative JT interaction. It is known that the ferromagnetic coupling between neighbors are preferred in such a orbital ordering system. It should be noted that intermolecular transfer exists only between the same kind of orbitals if the crystal field at C₆₀’s has perfectly orthorhombic symmetry. It is a key point of favoring the intermolecular ferromagnetic interaction.

It should be natural that the magnetic interactions between C₆₀’s along the c -axis are the strongest among the intermolecular magnetic interactions, because their distance shorter than that in ab -plane by 0.3Å. Electrical transport along the c -axis is also observed about 10 times larger than that along the a -axis [8]. In this paper, we assume that the system in quasi-one dimensional along the c -axis. The extended Hubbard Hamiltonian for the one-dimensional chain with LUMO_x’s and LUMO_y’s as

the basis functions is shown as follows:

$$\begin{aligned}
H = & \frac{\Delta}{2} \sum_{i\mu\sigma} (-1)^i n_{ix\sigma} + (-1)^{i+1} n_{iy\sigma} \\
& + t_g \sum_{i\sigma} (c_{ix\sigma}^\dagger c_{i+1y\sigma} + c_{iy\sigma}^\dagger c_{i+1x\sigma} + h.c.) \\
& + t_\ell \sum_{i\sigma} (c_{ix\sigma}^\dagger c_{i+1x\sigma} + c_{iy\sigma}^\dagger c_{i+1y\sigma} + h.c.) \\
& + \sum_{i\mu} U n_{i\mu\uparrow} n_{i\mu\downarrow} \\
& + \sum_{i\mu \neq \nu\sigma\sigma'} (U - J\delta_{\sigma\sigma'}) n_{i\mu\sigma} n_{i\nu\sigma'} \\
& + \sum_{i\mu\nu\sigma} J c_{i\mu\sigma}^\dagger c_{i\nu\bar{\sigma}}^\dagger c_{i\mu\bar{\sigma}} c_{i\nu\sigma},
\end{aligned} \tag{1}$$

where $c_{i\mu\sigma}^\dagger (c_{i\mu\sigma})$ represents creation (annihilation) operator of μ -orbital with σ -spin at i -th C_{60} molecule and $n_{i\mu\sigma}$ is its number operator. Each line represents the orbital energy, the intermolecular transfer energy between different orbitals, that between the same orbitals, the intra-orbital Coulomb energy, the inter-orbital Coulomb energy and the $S_z S_z$ part of exchange interaction, and the $S_+ S_-$ part of exchange interaction, respectively. The intra-orbital and the inter-orbital Coulomb energies are assumed to be the same. LUMO_z's are not included because they are not occupied on any C_{60} 's in the molecular alignment shown in Fig 2. It should be noted that small transfer energy exists even between different orbitals related to the third term because of a small difference from the perfect orthorhombic symmetry of the crystal.

We suggest that the unpaired electron can be regarded to exist locally on each molecule since the value of Coulomb energy is sufficiently larger than the transfer energy. The energies t_ℓ and U are estimated about 0.05eV and 0.6eV, respectively [9,10]. Experimentally, the Curie-Weiss like behavior is also observed in the magnetic susceptibility even under applying pressure [7]. For localized system, the Hamiltonian (1) can be transformed into a extended Heisenberg Hamiltonian.

$$H = -J_1 \sum_i \mathbf{S}_i \cdot \mathbf{S}_{i+1} - J_2 \sum_i \mathbf{S}_i \cdot \mathbf{S}_{i+2}, \tag{2}$$

$$J_1 = -\frac{4}{U} t_g^2 + \frac{4t_\ell^2 J}{(U + \Delta)^2}, \tag{3}$$

$$J_2 = \frac{-4t_\ell^4}{U(U + \Delta)^2}, \tag{4}$$

where J_1 and J_2 represents intrachain exchange interaction between nearest neighbors and second nearest neighbors, respectively. The magnitude are calculated from a second order perturbation of the transfer energy and the maximum terms of forth order one. Details in the transformation are reported for another orbital ordering system K_2CuF_4 [11]. From this Hamiltonian, Curie temperature T_C is derived with mean field theory as

$$T_C^{MF} = \frac{2}{3k} S(S+1)J(0) \tag{5}$$

$$= \frac{1}{k} (J_1 + J_2 + 2J_3), \tag{6}$$

where we assume the existence of interchain ferromagnetic couplings J_3 , and k represents Boltzman factor. $S(=1/2)$ and $J(0)(\equiv 2J_1 + 2J_2 + 4J_3)$ indicates the value of single spin and $q=0$ component of Fourier transformation of exchange interactions $J(q)$, respectively. It should be noted that the mean field theory generally overestimate Curie temperature T_C . Here we derive the pressure dependence of TDAE- C_{60} based on Hamiltonian 2. It is assumed that transfer energy linearly depends on pressure as $t_a = t_a^0 + pt'_a$ ($a = \ell, g$). For describing the difference of Curie temperature derived by mean field theory T_C^{MF} from that observed experimentally T_C^{Ex} , a reduction parameter α is introduced as $T_C^{Ex} = \alpha T_C^{MF}$.

The solid line shown in Fig. 1 represents the simulation result of the pressure dependence of T_C with $t_\ell^0=0.065\text{eV}$, $t_g^0=0.0035\text{eV}$, $t'_\ell=0.001\text{eV/kbar}$, $t'_g=0.00243\text{eV/kbar}$, $U=0.55\text{eV}$, $J=0.09\text{eV}$, $\Delta=0.15\text{eV}$, $J_3=3\text{K}$, and $\alpha=0.75$. It is found that the theoretical result well simulates the observation. We emphasize that the parameters used in the simulation is reasonable. The intramolecular parameters U , J , and Δ are almost the same as the values estimated by Suzuki *et al.* [10]. The report of ab-initio calculations for fcc- C_{60} by Saito and Oshiyama is used for the determination of the intermolecular transfer t_ℓ^0 [9]. The width of LUMO band is calculated about 0.5eV in fcc- C_{60} and the intermolecular transfer energy can be roughly estimated as 0.04eV. It is in good agreement with our parameter t_ℓ^0 . We have no quantitative information of the intermolecular interaction J_3 . It is considered that 3K as the value of J_3 may be appropriate because the interchain distance is also longer by about 0.3Å than the intrachain molecular distance. In conclusion, the parameters used in our simulation is found to be quite reasonable for TDAE- C_{60} . Tanaka *et al.* calculated the dependence of the intermolecular magnetic coupling between C_{60} 's on their orientation with semi-empirical approaches without the JT distortion [12]. They reported that even the strongest ferromagnetic coupling is very small, about 0.03K. Therefore it is very important that the high T_C of this material can be explained by the JT distortion of C_{60} 's with the reasonable parameters.

Figure 3 shows the pressure dependence of intermolecular exchange interaction J_1 and J_2 as well as their sum. It is found that the negative parabolic shape in the pressure dependence of T_C is almost determined by J_1 although its magnitude is weakened by the antiferromagnetic interaction J_2 . The negative dependence on applying pressure of T_C is formed by a coefficient of parabolic term in the pressure dependence of J_1 shown in eq.3. With the parameters used in the simulation, it is expected that T_C is decreased by applying pressure in the case of $t'_\ell < 12t'_g$. The parameters for the simulation sat-

isfy this condition. The crystal structure of TDAE-C₆₀ is a little different from orthorhombic one although C₆₀ molecule has complete orthorhombic symmetry. Therefore the enhancement of crystal field at C₆₀'s site due to applying pressure makes t_g much larger. In fact, it is suggested from an ab-initio calculation that t'_g and t'_ℓ have the same order in another orbital ordering system K₂CuF₄ in which local crystal field at Cu site also has lower symmetry than that of JT distorted molecules [11].

A helical magnetism can be realized if the second neighbor coupling J_2 is sufficiently large [11]. We examine the stability of ferromagnetism against the helical magnetism. According to the mean field theory, the magnetic order with the wave number Q is realized if Q -component is the largest in the Fourier form of an exchange interaction $J(q)$. In the case of $J_1/|J_2| > 4$, a ferromagnetic ordering is the most stable. Otherwise a helical magnetism is realized. It is found in fig. 3 that helical ordering is expected above 6kbar. It is not clarified whether the magnetic ordering at $p=7.4$ kbar is ferromagnetic or helical ordering with long wave length at the present time.

Let us discuss the dimensionality of TDAE-C₆₀ and the origin of the interchain ferromagnetic interaction. We assume the one-dimensionality of this system in our model. It is also indicated experimentally with the measurement of the electrical conductivity [8]. Although Blinc *et al.* reported that TDAE-C₆₀ is the isotropic ferromagnet in the temperature dependence of the spin-wave resonance in ESR [13], the temperature dependence of the magnetization of the quasi-one dimensional system with $J_1/J_3 \sim 6$ is not much different from that of isotropic system. Therefore the assumption of quasi-one dimensionality does not conflict with the observations by Blinc *et al.*. The origin of interchain ferromagnetic coupling can be explained with the orbital ordering structure shown in Fig 2. In this structure, the ferromagnetic ordering is favored not only inside the chain but also interchain coupling [5]. The quasi-one dimensionality can be explained with this mechanism since the magnitude of magnetic interaction depends on intermolecular transfer energy. The interchain distance is about 0.3Å longer than the intrachain molecular distance. Another model is superexchange mechanism by way of TDAE molecules. The status of unpaired electrons on TDAE⁺ cation is an open question but it is likely that their molecular spins form pairs [14]. The reason of electrons pairing on TDAE should be clarified in order to discuss the interchain magnetic interaction.

In this paper, we assumed that one two-folded axis is parallel to the c -axis. However, the constraint for realizing the ferromagnetic interaction along the c -axis is more loose in reality. The suppression of the electronic transfer interaction between singly occupied molecular orbital of neighboring C₆₀ anions is the most important. Consequently, our model requires for the elongated axes of neighboring C₆₀'s to orient perpendicular or parallel to the c -axis and also perpendicular to each other. A struc-

ture proposed with X-ray analysis [15] is satisfied with such a constraint.

Recently additional collateral evidences were reported. Kambe *et al.* also observed a structural phase transition at 180K with x-ray diffraction measurements and they have reported the possibility of cooperative JT ordering in the low temperature phase [16]. A clear experimental evidence of D_{2h} JT distortion in monoanion-C₆₀ was also reported on a single crystal of a model compound of monoanion-C₆₀, [As(C₆H₅)₄]₂C₆₀Cl [17]. Furthermore, in another C₆₀⁻ compound, a X-ray analysis also suggests stabilization of the static JT distortion by symmetry lowering of crystal caused by rotational ordering [18]. For complete confirmation of our model, we urge to perform the neutron scattering observation. In neutron scattering measurements, we can obtain the information of the spin density. The spin distribution on C₆₀⁻'s is not spherical but takes large values along the belt around the elongated axis as shown in Fig. 2. It has much larger spatial difference than the lattice distortion.

Authors gratefully thank Prof. N. Suzuki and Dr. S. Suzuki for valuable comments. We also acknowledge Prof. D. Mihailovic, Dr. B. Narymbetov, and Dr. A. Omerzu for useful discussions. This work was partly supported by Grant-in-Aid for Scientific Research on the Priority Area 'Fullerenes and Nanotubes' by the Ministry of Education, Science, Sports and Culture of Japan.

-
- [1] P.-M. Allemand, K.C. Khemani, A. Koch, F. Wudl, K. Holczer, S. Donovan, G. Gruner, and J.D. Thompson, *Science* **253**, 301 (1991).
 - [2] K. Tanaka, A.A. Zakhidov, K. Yoshizawa, K. Okahara, T. Yamabe, K. Yakushi, K. Kikuchi, S. Ikemoto Suzuki, I. Achiba, and Y., *Phys. Rev. B, Condens. Matter* **47**, 7554 (1993).
 - [3] R. Blinc, J. Dolinsek, D. Arcon, D. Mihailovic, and P. Venturini, *Solid State Commun.* **89**, 487 (1994).
 - [4] P. Venturini, D. Mihailovic, R. Blinc, P. Cevc, J. Dolinsek, D. Abramic, B. Zalar, H. Oshio, P.M. Hirsch Allemand, A. Wudl, and F., *Int. J. Mod. Phys. B* **6**, 3947 (1992).
 - [5] T. Kawamoto, *Solid State Commun.* **101**, 231 (1997).
 - [6] T. Kawamoto and N. Suzuki, *Synth. Met.* **86**, 2387 (1997).
 - [7] K Mizoguchi, M Machino, H. Sakamoto, T. Kawamoto, M. Tokumoto, A. Omerzu, and D. Mihailovic, *Phys. Rev. B* to be published .
 - [8] A. Omerzu, D. Mihailovic, N. Biskup, O. Milat, and S. Tomic, *Synth. Met.* **85**, 1723 (1997).
 - [9] S. Saito and A. Oshiyama, *Phys. Rev. Lett.* **66**, 2637 (1991).
 - [10] S. Suzuki and K. Nakao, *Phys. Rev. B, Condens. Matter* **52**, 14206 (1995).
 - [11] T. Kawamoto and N. Suzuki, *J. Phys. Soc. Jpn.* **66**, 2487

- (1997).
- [12] K. Tanaka, Y. Asai, T. Sato, T. Kuga, T. Yamabe, and M. Tokumoto, *Chem. Phys. Lett.* **259**, 574 (1996).
 - [13] R. Blinc, P. Cevc, D. Arcon, A. Omerzu, M. Mehring, S. Knorr, A. Grupp, A.-L. Barra, and G. Chouteau, *Phys. Rev. B, Condens. Matter* **58**, 14416 (1998).
 - [14] K.I. Pokhodnia, J. Papavassiliou, P. Umek, A. Omerzu, and D. Mihailovic, *J. Chem. Phys.* **110**, 3606 (1999).
 - [15] B. Narymbetov, A. Omerzu, V. V. Kabanov, M. Tokumoto, H. Kobayashi, and D. Mihailovic, *Nature*, **407**, 883 (2000).
 - [16] T. Kambe, Y. Nogami, and K. Oshima, *Phys. Rev. B, Condens. Matter* **61**, 862 (2000).
 - [17] W. Bietsch, J. Bao, J. Lüdecke, and S. van Smaalen, *Chem. Phys. Lett.* **324**, 37 (2000).
 - [18] P. Launois, R. Moret, N.-R. de Souza, J. A. Azamar-Barrios, and A. Pénicaud, *Eur. Phys. J. B.* **15** 445 (2000).

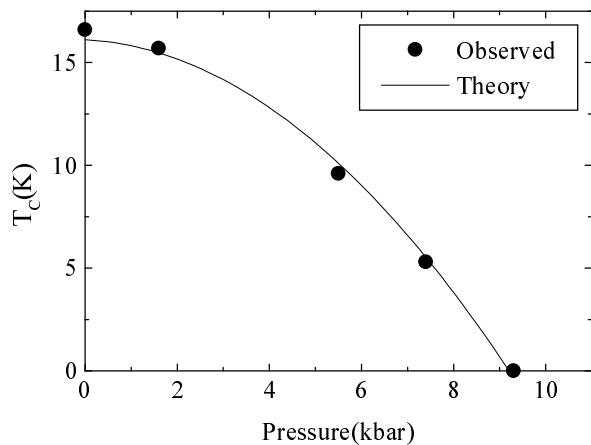


FIG. 1. The pressure dependence of Curie temperature in TDAE-C₆₀. Closed circles represent observed value. Solid line indicates the simulation result based on the orbital ordering model.

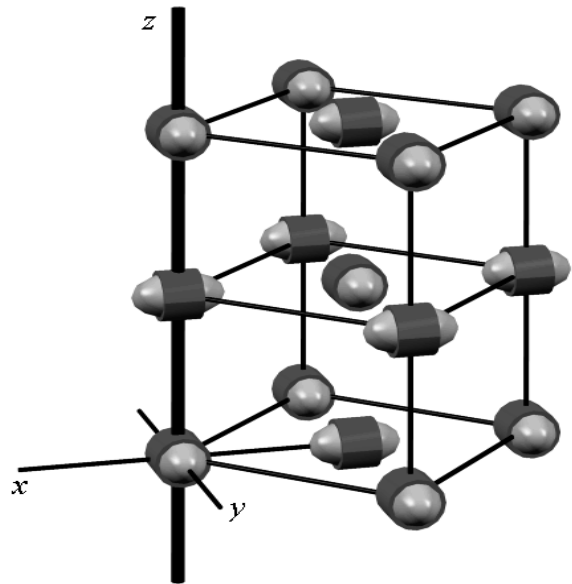


FIG. 2. An example of possible JT-distorted crystal structures which are likely to cause a three-dimensional ferromagnetic ordering. Elongated spheres indicate JT-distorted C₆₀'s and thick lines express one-dimensional chains. Note that distortion is exaggerated. In this structure the elongated axes of C₆₀'s are perpendicular to each other for the interchain nearest neighbor C₆₀'s as well as for the intrachain nearest neighbor C₆₀'s. The gray belts around C₆₀'s schematically represent the distribution of an unpaired electron.

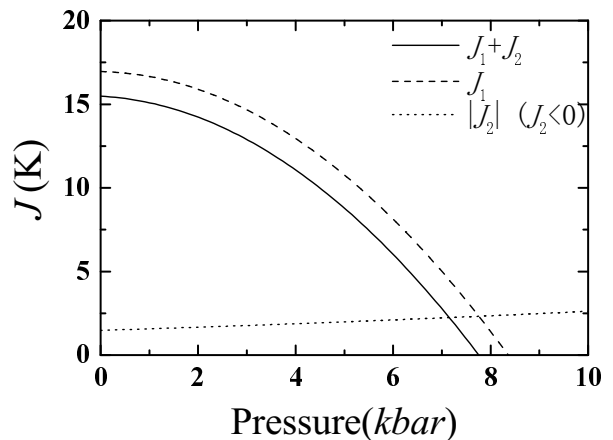


FIG. 3. The pressure dependence of exchange interaction between intrachain nearest neighbors J_1 , between second nearest neighbors J_2 , and their sum.