

Magnetotransport through a strongly interacting quantum dot

T. A. Costi

Institut Laue–Langevin, 6 rue Jules Horowitz, B.P. 156, 38042 Grenoble Cedex 9, France

We study the effect of a magnetic field on the conductance through a strongly interacting quantum dot by using the finite temperature extension of Wilson’s numerical renormalization group method to dynamical quantities. Detailed predictions are made for the linear conductance and the spin-resolved conductance as a function of gate voltage, temperature and magnetic field strength. Results for the differential conductance, exhibiting the splitting of the Kondo resonance in a field, are also presented.

PACS numbers: 71.27.+a, 75.20.Hr, 72.15.Qm, 85.30.Vw

There is currently much interest in understanding the equilibrium and non-equilibrium transport properties of nanoscale size quantum dots [1–5]. Due to the small size of these dots (ca. 100nm in diameter), their level spacing, δ , is less than an order of magnitude smaller than the charging energy, U , for adding an electron to such a dot. Provided the quantization of levels on the dot is not destroyed by a large coupling to the reservoirs, single electron effects, such as Coulomb blockade are observed. A more subtle effect of large charging energies, however, is the creation of new states of many-body character at the Fermi level at sufficiently low temperatures by the Kondo effect [6]. This allows a quantum dot to transmit perfectly at low enough temperatures, even when no single-particle charge excitation of the dot is in resonance with the chemical potential of the reservoirs [7,8]. The effect requires a spin degenerate state on the dot, which can be achieved, for example, by adjusting the dot levels ε_i with a gate voltage so that the dot contains an odd number of electrons. The validity of this picture has been demonstrated by recent experimental work [1–4]. For example, the predicted anomalous enhancement of the conductance with decreasing temperature [7,8] has been observed for an odd number of electrons on the dot, and the signatures of the Kondo resonance, and its splitting in a magnetic field, have been seen in the differential conductance of quantum dots with an odd number of electrons (and its absence for an even number). Recently, the low temperature unitarity limit of perfect transmission, corresponding to a conductance of $2e^2/h$ for a single channel, has been measured for a range of gate voltages [5]. As in [1], the results for the zero field conductance were found to be in very good agreement with the theoretical calculations based on the Anderson impurity model (AM) [9].

There has been much less work done on the transport properties of strongly interacting quantum dots in a magnetic field, especially theoretically. Some recent calculations on the Kondo model in a field yielded the magnetotransport of a quantum dot in the Kondo regime [10]. Quantum dots, however, can be tuned into other

interesting regimes, such as the mixed valent regime, by adjusting the gate voltage on the dot [1]. In order to describe the full range of behaviour observed in quantum dots, the more general AM is required. In this paper we address theoretically the effects of a magnetic field on transport through a quantum dot in the various regimes of interest by starting from an AM. We also make predictions for the spin-resolved magnetotransport. Although spin-resolved measurements have so far not been carried out for quantum dots, this is likely to change given the current experimental interest in realizing spin-resolved currents through mesoscopic systems [11].

Model— A quantum dot consisting of a single correlated level ε_d with Coulomb repulsion U and coupled to left and right free electron reservoirs via energy independent lead couplings Γ_L and Γ_R can be reduced to an AM in which a correlated level couples with strength $\Gamma = \Gamma_L + \Gamma_R$ to just one free electron reservoir [7]:

$$\mathcal{H} = \sum_{\sigma} \varepsilon_d d_{\sigma}^{\dagger} d_{\sigma} + U d_{\uparrow}^{\dagger} d_{\uparrow} d_{\downarrow}^{\dagger} d_{\downarrow} + g \mu_B H S_z^d + \sum_k \varepsilon_k c_{k,\sigma}^{\dagger} c_{k,\sigma} + \sum_{k,\sigma} v (c_{k,\sigma}^{\dagger} d_{\sigma} + d_{\sigma}^{\dagger} c_{k\sigma}), \quad (1)$$

Here, ε_d denotes the topmost occupied level of the dot, which we take to be responsible for transport. All other energy levels of the dot are assumed unimportant for transport and are neglected. The gate voltage, V_g , on the dot, is linearly related to the level position ε_d , $-eV_g \sim \varepsilon_d$. The first two terms in \mathcal{H} represent the correlated level, the third term is a magnetic field coupling only to the impurity spin $S_z^d = \frac{1}{2}(d_{\uparrow}^{\dagger} d_{\uparrow} - d_{\downarrow}^{\dagger} d_{\downarrow})$, the fourth term is the free electron reservoir (a particular linear combination of the original left and right reservoirs, the other combination, decouples from the impurity and is therefore not included here) and the last term is the hybridization of the impurity to the reservoir giving a lead coupling $\Gamma = \Gamma_L + \Gamma_R$. The current, $I = I(T, H, V)$, is given by [12]

$$I = e \sum_{\sigma} \int_{-\infty}^{+\infty} A_{\sigma}(\omega, T, H, V) (f_L(\omega) - f_R(\omega)) d\omega. \quad (2)$$

$A_{\sigma}(\omega, T, H, V)$ is the spectral density of the dot, which for $V > 0$ is a non-equilibrium quantity, $f_{L,R}$ are the

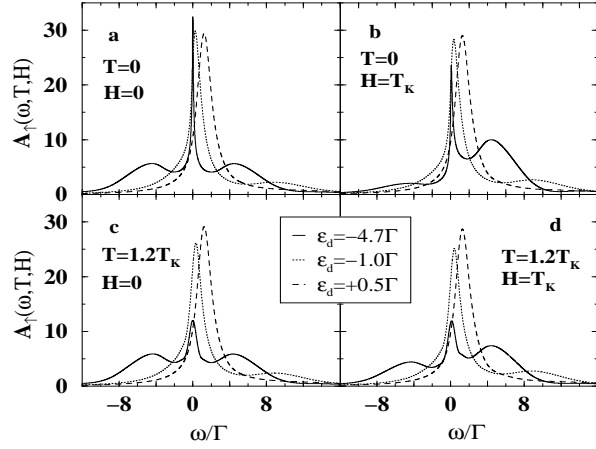


FIG. 1. $A_{\uparrow}(\omega, T, H)$ in the Kondo ($\varepsilon_d = -4.7\Gamma$), mixed valent ($\varepsilon_d = -\Gamma$), and empty orbital ($\varepsilon_d = 0.5\Gamma$) regimes at $T = 0$ (a-b) and at $T = 1.2T_K$ (c-d), where T_K is defined after Eq. (5)

Fermi functions of the left and right leads, whose chemical potentials are $\mu_{L,R} = \pm|e|V/2$, and, V is the transport voltage across the dot. The constant c is given by $c = 4e\Gamma_L\Gamma_R/\hbar(\Gamma_L + \Gamma_R)$. We assume, from here on, symmetric coupling to the leads, $\Gamma_L = \Gamma_R$. The linear magnetoconductance, $G(T, H) = \sum_{\sigma} G_{\sigma}(T, H) = \lim_{V \rightarrow 0} dI/dV$, is written as a sum of spin-resolved magnetoconductances, G_{σ} , where

$$G_{\sigma}(T, H) = \frac{e^2}{\hbar} \Gamma \int_{-\infty}^{+\infty} d\omega A_{\sigma}(\omega, T, H) \left(-\frac{\partial f(\omega)}{\partial \omega} \right). \quad (3)$$

$A_{\sigma}(\omega, T, H) = \lim_{V \rightarrow 0} A_{\sigma}(\omega, T, H, V)$ is an equilibrium spectral density and is expressed in terms of the local level Green function, $\mathcal{G}_{d,\sigma}$, by

$$A_{\sigma}(\omega, T, H) = -\frac{1}{\pi} \text{Im} \mathcal{G}_{d,\sigma}(\omega + i\epsilon, T, H), \quad (4)$$

where $\mathcal{G}_{d,\sigma} = 1/(\omega - \varepsilon_d - g\mu_B H\sigma/2 + i\Gamma - \Sigma_{\sigma}(\omega))$ and where $\Sigma_{\sigma}(\omega)$ is the correlation part of the self-energy.

Method and calculations— We calculate $A_{\sigma}(\omega, T, H)$ by using Wilson's NRG method [13] extended to finite temperature dynamics [9,14,15], with recent refinements [16,17] which improve the high energy features, such as the single-particle excitations at $\omega \sim \varepsilon_d$ and $\omega \sim \varepsilon_d + U$, of the AM.

For the calculations we used $U/\pi\Gamma = 3$ and $\Gamma = 0.01D$, with $D = 1$ the half-bandwidth of the free electron reservoir, whose spectral density is taken to be independent of energy (we also set $|e| = g = \mu_B = k_B = 1$ so that quantities like H/T_K , V/Γ in the figures should be interpreted as $g\mu_B H/k_B T_K$ and $|e|V/\Gamma$). This choice of parameters suffices to account for all interesting effects of correlation. Depending on the dot level position, there are three regimes of interest [13]: (i) the Kondo regime, $-0.5U \leq \varepsilon_d \lesssim -\Gamma$, characterized by an exponentially

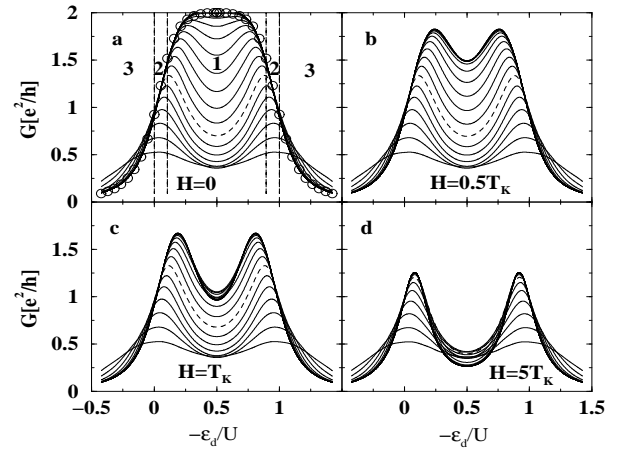


FIG. 2. Temperature and gate voltage dependence of the conductance $G(T, H)$ for fields (a) $H = 0$, (b) $H = 0.1T_K$, (c) $H = T_K$ and $H = 5T_K$. The symbols in (a) are the $T = 0$ unitarity limit of the conductance Eq. (6). The temperatures decrease from bottom to top and correspond to $T_N = T_0\Lambda^{-N}$, $N = 0, 1, 2, \dots$, $\Lambda = 1.5$ with the highest temperature being $T_0 = 1.32\Gamma$ (the dashed curves in (a-d) have $T = 1.2T_K$). The Kondo scale, T_K , is defined after Eq. (5). The regions marked 1, 2 and 3 in (a) and separated by vertical dashed lines correspond to the Kondo, mixed valent and empty orbital regimes respectively.

small scale $T_K \sim (U\Gamma/2)^{1/2} \exp(\pi\varepsilon_d(\varepsilon_d + U)/2\Gamma U)$, (ii) the mixed valent regime $-\Gamma \lesssim \varepsilon_d \lesssim 0$ characterized by the charge fluctuation scale Γ and, (iii), the empty orbital regime $\varepsilon_d \gtrsim 0$ characterized by a scale $\tilde{\varepsilon}_d \sim \varepsilon_d$, corresponding to the renormalized level position. The region $\varepsilon_d \leq -0.5U$ is related to that for $\varepsilon_d \geq -0.5U$ by particle-hole symmetry: $\mathcal{H}(\varepsilon_d, H) \leftrightarrow \mathcal{H}(-(\varepsilon_d + U), -H)$. As a consequence we have

$$A_{\sigma}(\omega, T, H, \varepsilon_d) = A_{-\sigma}(-\omega, T, H, -(\varepsilon_d + U)). \quad (5)$$

We use this to calculate G , G_{\uparrow} and G_{\downarrow} at all relevant ε_d . Throughout this paper, we define T_K to be the HWHM of the $T = H = 0$ Kondo resonance at the particle-hole symmetric point $-\varepsilon_d/U = 0.5$ (mid-valley point in Fig. 2). It has the value $T_K \approx 0.001 = \Gamma/10$.

Spectral densities— Fig. 1a-d summarizes the behaviour of the spectral density $A_{\sigma}(\omega, T, H)$ in zero and finite magnetic fields which will be useful for discussing the conductance results below (for full details see [9,10,17]). The general trends in the Kondo regime at $H = 0$ are two almost temperature independent resonances at $\omega \approx \varepsilon_d$ and $\omega \approx \varepsilon_d + U$ and a strongly temperature dependent Kondo resonance at $\omega \approx 0$ (cf. Fig. 1a,c). Fields comparable to T_K result in a large shift of spectral weight in A_{\uparrow} from the excitation at ε_d to the one at $\varepsilon_d + U$ (and an opposite shift in A_{\downarrow}). The Kondo resonance in A_{\uparrow} (A_{\downarrow}) shifts upwards (downwards) by an amount $\lesssim H$ and is reduced in height [10] (cf. Fig. 1a,b). In the mixed valent regime, the Kondo resonance has merged with the excitation at ε_d to form a renormalized resonance of width Γ

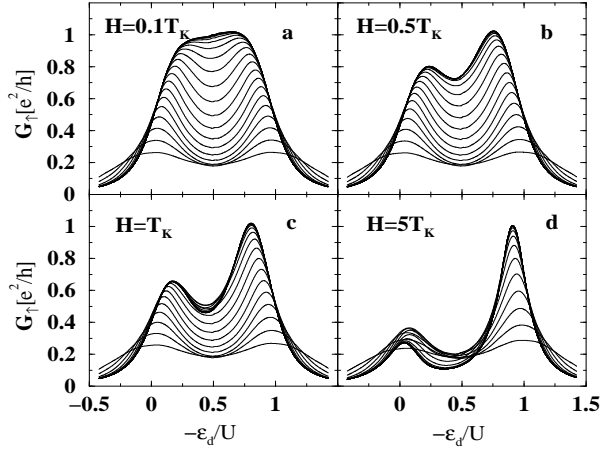


FIG. 3. Dependence of the spin-resolved conductance $G_{\uparrow}(T, H)$ on gate voltage for several magnetic fields (a-d), and for the same T_K and temperatures as in Fig. 2. G_{\downarrow} is the mirror reflection of G_{\uparrow} about $\varepsilon_d/U = -0.5$ as described in the text.

lying close to but above the Fermi level at $\tilde{\varepsilon}_d < \Gamma/2$. The excitation at $\varepsilon_d + U$ has little weight. The resonance at $\tilde{\varepsilon}_d \approx \varepsilon_d$ in the empty orbital regime is almost independent of temperature and field on scales comparable to Γ and the one at $\varepsilon_d + U$ is no longer discernable.

Gate voltage dependence of the conductance— The gate voltage dependence of the linear conductance is shown in Fig. 2a-d for several temperatures and magnetic field strengths. Consider first the zero field case. The charging energy, U , corresponds to the separation between the Coulomb blockade peaks at high temperature (these arise when ε_d or $\varepsilon_d + U$ coincide with the Fermi level of the leads). On lowering the temperature these peaks move together as a result of the development of the Kondo resonance in region 1, as observed experimentally [1]. The conductance in region 1 continues to increase with decreasing temperature, eventually reaching the unitarity limit of $2e^2/h$, which has recently been seen in experiments [5]. As a check on our $T \rightarrow 0$ results for all ε_d we have shown the $T = 0$ unitarity curve [7,8] (which follows from [18])

$$G(T = H = 0) = \frac{2e^2}{h} \sin^2(\pi n_d/2), \quad (6)$$

with the dot level occupancy, n_d , deduced from the spectral densities. As in the experiments [1], the enhancement of the conductance with decreasing temperature in the Kondo and mixed valent regimes (regions 1 and 2 in Fig. 2) is in marked contrast to the suppression of the conductance with decreasing temperature in the empty orbital case (region 3).

On applying a small magnetic field we see a drastic change in the total conductance in the Kondo regime. A magnetic field suppresses the Kondo effect, tending to split the total spectral density at the Fermi level, and

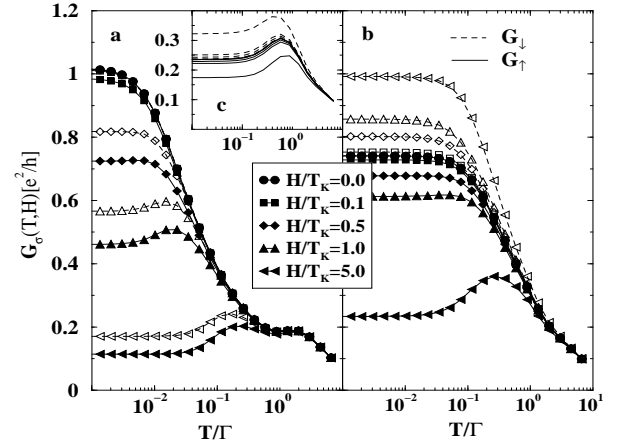


FIG. 4. Temperature dependence of G_{\uparrow} (filled symbols, solid lines) and G_{\downarrow} (open symbols, dashed lines) at several values of the magnetic field for three characteristic gate voltages corresponding to (a) the Kondo regime ($\varepsilon_d = -4.7\Gamma$), (b), the mixed valent regime ($\varepsilon_d = -\Gamma$), and, (c), the empty orbital regime ($\varepsilon_d = +\Gamma$, symbols omitted for clarity). Dashed (solid) curves are for G_{\downarrow} (G_{\uparrow}). The Kondo scale, T_K , is that defined in Fig. 2.

thereby decreases the conductance in the Kondo valley (region 1). A sizeable effect is also seen in the mixed valent regime, but very little change is observed in the empty orbital case. The effects of a magnetic field become even more apparent in spin-resolved quantities such as G_{\uparrow} in Fig. 3 (from Eq. (5) G_{\downarrow} , as a function of ε_d , is the mirror reflection of G_{\uparrow} about $\varepsilon_d = -0.5U$). Again, the main effect of a field is to change dramatically the conductance in the Kondo regime (region 1 of Fig. 2a) with some changes also in the mixed valent regime. The low T asymmetry in the conductance G_{\uparrow} about $\varepsilon_d = -0.5U$ at finite fields reflects the fact that the $H = 0$ Kondo resonance lies just above the Fermi level for $\varepsilon_d > -0.5U$ but just below the Fermi level for $\varepsilon_d < -0.5U$. Consequently, applying a field $+H$, which moves the Kondo resonance in A_{\uparrow} upwards, leads to a suppression of G_{\uparrow} for the former case and an enhancement for the latter. A quantum dot in a field is seen to act as a spin-filter as discussed already in [19] for dots weakly coupled to leads ($G_{\sigma} \ll e^2/h$). We note that the effect is largest in the mixed valent regime (see Fig. 4 below).

Temperature dependence of the conductance— Fig. 4 shows the temperature dependence of the spin-resolved conductance at several magnetic fields and for gate voltages corresponding to Kondo (Fig. 4a), mixed valent (Fig. 4b) and empty orbital regimes (inset to Fig. 4a). The results for the Kondo regime are similar to those calculated directly from the Kondo model [10], except that charge fluctuations, absent in the former, give rise, in the AM, to a small peak at $T \gtrsim \Gamma$ in G_{σ} . At low temperatures, $T < T_K$, the two spin components of the Kondo resonance move away from the Fermi level and

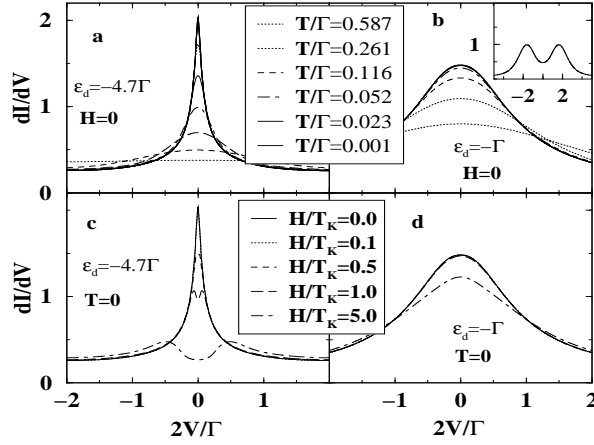


FIG. 5. dI/dV at $H = 0$ as a function of temperature in (a) the Kondo regime ($\varepsilon_d = -4.7\Gamma$), and, (b) the mixed valent regime ($\varepsilon_d = -\Gamma$). The inset to (b) shows the $T = 0$ result for the empty orbital case $\varepsilon_d = \Gamma$. In (c) and (d) the magnetic field dependence of dI/dV is shown at $T = 0$ for the same two gate voltages, corresponding to Kondo and mixed valent regimes, as in (a) and (b) respectively. The Kondo scale, T_K , was defined in Fig. 2.

decrease in height with increasing field [10]. This leads to the observed strong suppression of $G_\uparrow(T < T_K)$ and $G_\downarrow(T < T_K)$ and to the appearance for $H \gtrsim 0.5T_K$ of a noticeable peak at $T \approx H$ and would be experimentally observable in transport measurements of $G(T, H)$. The behaviour in the mixed valent (Fig. 4b) and empty orbital (inset to Fig. 4a) regimes is different. G_\uparrow is suppressed whereas G_\downarrow is enhanced by increasing the field. This is understood by noting that for these cases, the resonance in the spectral density at $H = 0$ lies above the Fermi level (see Fig. 1), and application of a field has little effect on the height of the spin components, A_σ , of the spectral density (in contrast to the Kondo regime). The main effect is to shift these components in opposite directions, resulting in $A_\downarrow(\omega = 0, T = 0, H)$ increasing and $A_\uparrow(\omega = 0, T = 0, H)$ decreasing with increasing field, which thereby gives rise to the opposite trends in G_\uparrow and G_\downarrow . The main difference between the mixed valent and empty orbital cases, is the stronger field dependence of G_σ for the former.

Differential conductance— Fig. 5a-d, shows the temperature and magnetic field dependence of the differential conductance dI/dV versus V , calculated by neglecting the V -dependence of the dot spectral functions (i.e. neglecting non-equilibrium effects). Although, in general, this approximation is not justified, we shall see below, that it captures some of the general trends of the experiments. Including it here may also serve useful for future comparisons with more refined theories. From Eq.(2) we see that dI/dV is a broadened measure of the dot spectral density. The latter has a peak of width T_K at or very close to the Fermi level (the Kondo resonance) in

the Kondo regime (region 1 of Fig. 2a) which evolves, in the mixed valent regime, into a peak of width Γ at $\tilde{\varepsilon}_d$ with $0 < \tilde{\varepsilon}_d \lesssim \Gamma/2$ before eventually moving to higher energies, $\tilde{\varepsilon}_d > \varepsilon_d$, in the empty orbital regime. Therefore dI/dV has a zero bias maximum in the Kondo and mixed valent regimes (i.e. for most gate voltages), as seen in Fig. 5a-d. In the empty orbital regime the resonance in the dot spectral function lies at an energy larger than its width Γ and a zero bias minimum is obtained (inset to Fig. 5b). The zero bias maximum has been used as one of the fingerprints of the Kondo effect in quantum dots [1–4]. Another fingerprint of this effect is the splitting of the zero bias maximum in a magnetic field, which has been observed experimentally [1–4]. This is shown in Fig. 5c for the Kondo regime. The splitting is estimated to occur for $H \gtrsim 0.5T_K$ [10]. The position of the peak in dI/dV correlates with that in A_σ and for $H \sim T_K$ is close to, but always below $g\mu_B H = H$ [10,20] (see also Meir et al. [12]), in agreement with experiments [1,2]. Much larger fields ($H \sim \Gamma$) would be needed to see such a splitting in the mixed valent regime (Fig. 5d).

In summary we have studied magnetotransport through a strongly interacting quantum dot with one active level for transport. Many experimental results on such dots [1–5] are in very good qualitative agreement with these model calculations. Quantitative agreement with the $H = 0$ conductance as a function of temperature has also been demonstrated [1,5]. It would therefore be interesting to see if the predictions we make for finite fields are also found in experiments. In light of the current interest in realizing spin polarized currents through mesoscopic devices, such as quantum dots, we also showed the results for spin-resolved quantities in a magnetic field.

Useful discussions with J. von Delft, D. Goldhaber-Gordon, E. Kats, P. Krüger, D. Loss, Ph. Nozières, F. Pistolesi and E. Sukhorukov are gratefully acknowledged.

-
- [1] D. Goldhaber-Gordon et al., Phys. Rev. Lett. **81**, 5225 (1998).
 - [2] S. M. Cronenwett, T. H. Oosterkamp and L. Kouwenhoven, Science **281**, 540 (1998).
 - [3] J. Schmid et al., Physica B **256**, 182 (1998).
 - [4] F. Simmel et al., Phys. Rev. Lett. **83**, 804 (1999).
 - [5] W. G. van der Wiel et al., Science **289**, 2105 (2000).
 - [6] A. C. Hewson, *The Kondo Problem to Heavy Fermions* (Cambridge University Press, Cambridge, England 1993)
 - [7] L. I. Glazman and M. E. Raikh, Sov. Phys. JETP Lett. **47**, 454 (1988).
 - [8] T. K. Ng and P. A. Lee, Phys. Rev. Lett. **66**, 1768 (1988).
 - [9] T. A. Costi, A. C. Hewson and V. Zlatić, J. Phys. Cond. Matt. **6**, 2519 (1994).

- [10] T. A. Costi, Phys. Rev. Lett. **85**, 1504 (2000).
- [11] Y. Ohno et al., Nature **402**, 790 (1999).
- [12] S. Herschfield, J. H. Davies and J. W. Wilkins, Phys. Rev. Lett. **67**, 3720 (1991); Y. Meir, N. S. Wingreen and P. A. Lee, Phys. Rev. Lett. **70**, 2601 (1993).
- [13] K. G. Wilson, Rev. Mod. Phys. **47**, 773 (1975); H. R. Krishnamurthy, J. W. Wilkins and K. G. Wilson, Phys. Rev. B **21**, 1003 (1980).
- [14] T. A. Costi, in *Density Matrix Renormalization*, edited by I. Peschel, X. Wang, M. Kaulke and K. Hallberg (Springer, Berlin, Germany 1999).
- [15] R. Bulla, T. A. Costi and D. Vollhardt, cond-mat/0012329.
- [16] R. Bulla, A. C. Hewson and Th. Pruschke, J. Phys. Cond. Matt. **10**, 8365 (1998).
- [17] W. Hofstetter, Phys. Rev. Lett. **85**, 1508 (2000).
- [18] D. C. Langreth, Phys. Rev. **150**, 516 (1966).
- [19] P. Recher, E. Sukhorukov and D. Loss, Phys. Rev. Lett. **85**, 1962 (2000).
- [20] J. E. Moore and X-G Wen, Phys. Rev. Lett. **85**, 1722 (2000); R. M. Konik, H. Saleur and A. W. W. Ludwig, cond-mat/0010270.