

# Radial Distribution Function of Rodlike Polyelectrolytes

Roya Zandi<sup>1</sup>, Joseph Rudnick<sup>1</sup>, and Ramin Golestanian<sup>2,3</sup>

<sup>1</sup>*Department of Physics, UCLA, Box 951547, Los Angeles, CA 90095-1547*

<sup>2</sup>*Institute for Advanced Studies in Basic Sciences, Zanjan 45195-159, Iran*

<sup>3</sup>*Institute for Studies in Theoretical Physics and Mathematics, P.O. Box 19395-5531, Tehran, Iran*  
(December 2, 2024)

We study the effect of electrostatic interactions on the distribution function of the end-to-end distance of a single polyelectrolyte chain in a rodlike configuration. We investigate the validity of the concept of electrostatic persistence length for uniformly charged wormlike chains for both screened and unscreened Coulomb interactions. We find that the distribution function of a polyelectrolyte often differs significantly from the distribution function of a wormlike chain.

Because of their fundamental importance in many key biological processes, electrostatically charged polymers, or polyelectrolytes (PE's), have been the subject of intense research recently. These polymers often have stiff structures and stretched conformations due to their Coulomb self-repulsion, and this very structural property lies at the heart of their biological functionality. For example, the cytoskeletal network of actin filaments around the cell membrane is responsible for cell deformations [1]. It is thus important to understand the elasticity of such structures, especially now that they can even be made artificially [2].

The long-range nature of the unscreened Coulomb interaction and the existence of a variety of length scales present challenges in the theoretical study of PE's. These length scales are: the average separation between neighboring charges  $a$ , the Debye screening length  $\kappa^{-1}$  (a measure of the ionic strength of the solvent), the Bjerrum length  $\ell_B = e^2/\epsilon k_B T$  with  $\epsilon$  being the dielectric constant of the ion-free solvent, the intrinsic persistence length  $\ell_p$ , and the total chain length  $L$ . This is in contrast to intrinsically stiff polymers that can be well characterized by the persistence length  $\ell_p$  and their length, within a widely used wormlike chain (WLC) model introduced by Kratky and Porod [3].

In order to find a simplified description for PE's despite the above mentioned difficulties, Odijk, Skolnick, and Fixman (OSF) defined a so-called *electrostatic persistence length*  $\ell_e$  and suggested that a WLC with this persistence length would effectively describe the elasticity of the PE [4,5]. They found  $\ell_e = \ell_{OSF} \equiv \beta/4\kappa^2$  in which  $\beta = \ell_B/a^2$  is the strength of the electrostatic interaction [4,5]. This concept, however, is expected to work only if the conformational statistics of PE's are similar to those of WLC's.

The first notes of caution are due to Odijk himself, who pointed out that if one tries to make use of the concept of an effective WLC approximation for a PE of finite length  $L$ , the corresponding persistence length should be  $L$ -dependent [4]. Barrat and Joanny (BJ) later noted that, in fact, each deformation mode of a PE with a given wavelength has a different effective persistence length [6]. Moreover, the wavevector dependence of the rigidity causes deviations from the linear dependency  $\ell_e \propto \beta$  [6,7].

These observations, which indicate how complicated it may be if one insists on an effective WLC scheme for the characterization of PE's, arise from the study of the averages  $\langle R \rangle$  and  $\langle R^2 \rangle$ , where  $\mathbf{R} = \mathbf{r}(L) - \mathbf{r}(0)$  is the end-to-end distance of the PE. It is not at all clear that a description that is based on the matching of first or second moments of the end-to-end length distribution will yield the higher moments of the distribution as well. Much is to be gained from a study of the full radial distribution function of the end-to-end distance of PE's, as it provides an excellent gauge of the conformation statistics of polymers in general [8] and stiff chains in particular [9]. Furthermore, this quantity, which can be measured experimentally through fluorescence microscopy, also helps us understand how well the elasticity of PE's can be effectively described using the concept of electrostatic persistence length.

In this paper, we report the first calculation of the radial distribution function for both semiflexible and flexible PE's in their rodlike limit. We find that the distribution is in general different from that of a WLC in that it is typically more sharply peaked, and the peak is shifted towards larger extensions. Based on this distribution, we investigate the concept of electrostatic persistence length. In the high screening limit, or for infinitely long chains, we find that it is possible to collapse the PE distribution onto that of a WLC satisfactorily, and to recover  $\ell_e = \ell_{OSF}$  for both flexible and semiflexible chains. In other limits, where the distribution is not similar to that of a WLC, we observe that matching the maxima of the distributions provides a more accurate way of defining an effective persistence length than the conventional matching of the first few moments. We also find that there is a crossover from linear to nonlinear dependence of  $\ell_e$  on  $\beta$  when  $\beta$  takes on sufficiently large values.

As a model for a charged WLC, we consider a chain whose embedding in space is defined by a space curve  $\mathbf{r}(s)$  as a function of the arc length parameter  $s$ . The total energy of the chain, which is the sum of the intrinsic elasticity and the electrostatic energy can be written as

$$\frac{\mathcal{H}}{\overline{L}} = \frac{\ell_{p0}}{2} \int_0^L ds \left( \frac{d\mathbf{t}(s)}{ds} \right)^2 + \frac{\beta}{2} \int_0^L ds ds' \frac{e^{-\kappa|\mathbf{r}(s)-\mathbf{r}(s')|}}{|\mathbf{r}(s)-\mathbf{r}(s')|}, \quad (1)$$

where  $\mathbf{t}$  is the unit tangent vector, and we have used a unit in which  $k_B = 1$ . We assume that the chain is sufficiently extended such that excluded volume does not play a role. We will consider both semiflexible PE's with  $\ell_{p0} \sim L$ , and flexible PE's for which we have  $\ell_{p0} \ll L$ . To calculate the end-to-end distribution function

$$G(\mathbf{r}) = \langle \delta(\mathbf{r} - \mathbf{R}) \rangle, \quad (2)$$

we make use of the same procedure as Wilhelm and Frey [9]. In order to calculate  $G(\mathbf{r})$  in the vicinity of the rodlike limit, we consider configurations of the chain that are close to a straight line. For both flexible and semiflexible chains, we restrict our considerations to regions where the combination of intrinsic stiffness and repulsive strength of the Coulomb interaction keeps the chains in their rodlike limit. We parameterize the contour in terms of the tangent field:  $\mathbf{t}(s) = (a_x(s), a_y(s), 1)/\sqrt{1 + a_x^2(s) + a_y^2(s)}$ . We then retain in the measure factor,  $H$ , and in the argument of the delta-function in Eq. (2) that we rewrite using its integral representation, terms up to second order in the  $a$ 's. Expanding  $a_x(s)$  and  $a_y(s)$  in a cosine series, which is mandated by the open-end boundary conditions, and making use of the relationship  $\mathbf{r}(s) - \mathbf{r}(s') = \int_{s'}^s dx \mathbf{t}(x)$ , we obtain

$$G(r) = N \int_{-\infty}^{\infty} \frac{d\omega}{2\pi} e^{i\omega(1-r/L)} \prod_{n=1}^{\infty} \left( \frac{1}{\lambda_n + i\omega} \right), \quad (3)$$

in which  $N$  is a normalization constant. The  $\lambda_n$ 's are eigenvalues of the matrix  $\mathbf{T} = (n\pi)^2(\ell_{p0}/L)\mathbf{I} + \beta L\mathbf{E}$ , where  $\mathbf{I}$  is the unity matrix and  $\mathbf{E}$  is the electrostatic energy matrix in the cosine basis set. Contour integration then yields

$$G(r) = N \sum_n f(n) e^{-\lambda_n(1-r/L)}, \quad (4)$$

where  $f(n) = \prod_{i \neq n} 1/(\lambda_i - \lambda_n)$ .

The large eigenvalues of the matrix  $\mathbf{T}$  are dominated by the diagonal terms  $(n\pi)^2(\ell_{p0}/L)$ . In other words, the effect of the electrostatic interaction is swamped by semiflexible energetics at short length scales. In the case of a neutral polymer with an intrinsic persistence length that is comparable with the total length of the polymer, the series in Eq. (4) converges very rapidly, as noted in Ref. [9]. When the chain is charged, and in particular, when the stiffness is due predominantly to electrostatic effects, more terms in the series of Eq. (4) must be preserved in order to obtain a stable answer for  $G(r)$ . We truncate the matrix  $\mathbf{T}$  at a size much greater than the number of terms needed to obtain an accurate answer for the series of Eq. (4). This is because a larger dimension of the truncated matrix leads to more accurate values for the lower eigenvalues (which participate in the sum), and a more accurate  $f(n)$  [10].

Given the results that we are able to obtain, it is possible to address two significant questions with regard to the effects of electrostatic interactions on the conformations of a charged chain: (i) To what extent is the end-to-end distribution of a charged chain reproduced by the end-to-end distribution of a neutral chain with an adjusted persistence length? (ii) Given a convention for the characterization of the persistence length of a charged chain, how accurate are the various formulas that have been proposed for this quantity?

Figure 1 illustrates the effect of the electrostatic interaction on the distribution function of a chain, under the assumption that this interaction is not screened ( $\kappa = 0$ ). The Figure contains the end-to-end distribution function,  $G(r)$ , for an unscreened PE chain with  $\ell_{p0}/L = 0.5$  and  $\beta L = 600$  along with two distribution functions for effective uncharged WLC's. One of those distributions is adjusted so that its first moment is the same as that of the PE distribution, while the maximum of the other is matched to the maximum of the PE distribution function. As exemplified in Figure 1, we generally observe that an effective WLC description that is obtained by matching of the maxima of the distributions is more accurate than that which is obtained by matching the first moments.

An important variable in our calculations is  $\beta L$ , which depends on the solvent dielectric constant and the charge density on the PE chain. In the unscreened case, we observe near-perfect collapse of the end-to-end length distribution plot onto the graph appropriate to an uncharged semiflexible chain with a modified persistence length only when  $\beta L$  is of the order of unity. It is important to note that at room temperature the electrostatic interaction strength parameter,  $\beta L$ , is about 1200 for a segment of DNA the length of which is equal in value to its persistence length. Thus, in the unscreened case, DNA as a PE cannot be described in terms of an uncharged WLC.

Most experiments take place in the presence of a finite salt concentration, which leads to screening by a nonzero  $\kappa$ . In this case, the distribution function depends on three independent dimensionless parameters  $\ell_{p0}/L$ ,  $\beta L$ , and  $\kappa L$ . It can be shown that upon a decrease of the screening length the monomer-monomer repulsion becomes more strongly

screened and the chain contracts. In this case, there are regimes, particularly those in which  $\kappa L$  is sufficiently large, where one observes an excellent match between the end-to-end distribution of the charged and neutral semiflexible chains. For example, when  $\kappa L = 17$  it is possible to collapse the distribution function for a not-too-strongly charged chain ( $\beta L < 400$ ) onto the end-to-end distribution for a neutral chain. On the other hand, when  $\kappa L = 2$ , we are unable to obtain a satisfactory collapse of our distribution onto an effective WLC distribution when  $\beta L > 1$ .

The radial distribution function also represents a useful means for the definition of the bending stiffness of polymers in terms of a persistent length. By matching the moments  $\langle R \rangle$  or  $\langle R^2 \rangle$  of the PE distribution with that of an effective WLC distribution we are able to extract an effective persistence length. Assuming an additive contribution for the intrinsic and electrostatic persistence lengths—i.e., in terms of the formula  $\ell_p = \ell_e + \ell_{p0}$ , where  $\ell_p$  is the effective persistent length of the charged chain—we find that for sufficiently large values of  $\kappa L$ , we recover the OSF formula for  $\ell_e$ . However, as we increase the strength of electrostatic interaction  $\beta$ , our effective persistence length begins to deviate from the OSF prediction. Furthermore, for a highly charged chain,  $\ell_e$  is not a linear function of  $\beta$ . When  $\kappa L = 50$ , the deviation between the OSF prediction and our numerical results is apparent at  $\beta L \sim 3600$ .

In the case of weakly charged PE's (i.e., relatively small  $\beta L$ ), and for lower values of  $\kappa L$ , our results are consistent with Odijk's finite size formula [4]:

$$\ell_O = \frac{\beta L^2}{12} \left[ e^{-\kappa L} \left( \frac{1}{\kappa L} + \frac{5}{(\kappa L)^2} + \frac{8}{(\kappa L)^3} \right) + \frac{3}{(\kappa L)^2} - \frac{8}{(\kappa L)^3} \right]. \quad (5)$$

Figure 2 shows how well our data matches Eq. (5) for small  $\beta L$ . As we increase  $\beta L$ , depending on value of  $\kappa L$ , the effective persistent length begins to deviate from Odijk's finite length formula. As illustrated in Figure 2, at  $\kappa L=17$ , this deviation becomes evident when  $\beta L \sim 1000$ . However, as shown in Figure 3 at  $\kappa L = 2$ , the deviation starts already when  $\beta L \sim 30$ .

Our general observation of the curves of  $\ell_e$  versus  $\beta$  is that they asymptote to a power law of the form  $\ell_e \propto \beta^x$  where the exponent  $x(\kappa L)$  is less than 1. This behavior has been predicted by Barrat and Joanny with an exponent  $x = 1/2$  in the limit  $\beta L \rightarrow \infty$  [6]. We find, however, that the asymptotic limit is approached much more slowly as compared to BJ crossover formula, due presumably to the logarithmic factor that is neglected in Ref. [6]. In particular, we seem to always find an exponent  $x > 0.5$  for any experimentally realizable PE ( $\beta L$  as large as  $10^{10}$ ). Figure 4 displays the nonlinearity in the cases of unscreened and screened coulomb potential. It can be seen that the nonlinearity is more evident in the case of unscreened coulomb potential. We have summarized the different regimes in the parameter space for a semiflexible PE in Figure 5.

We have also attempted to investigate the validity of OSF and Odijk's finite length formula for the case in which  $\ell_{p0}/L$  is very small. The quantity  $\ell_{p0}/L$  controls the intrinsic flexibility of the polymer, and for  $\ell_{p0}/L \ll 1$  it should behave like a flexible chain [8]. When the intrinsic persistence length of a chain is very small, it is necessary to assume a substantial amount of charge on the chain in order to enforce the rodlike limit. Again, for very large values of  $\kappa L$ , our results match OSF. This means that even when the stiffness is dominated by electrostatics, and not by the intrinsic contribution, OSF is still valid. This is in accord with the variational theory of Netz and Orland in their "stiff rod limit" [11].

In the case of a rodlike flexible chain, we start with a highly charged chain ( $\beta L \gg 1$ ), and are thus in the non-linear regime  $\ell_e \propto \beta^x$ . BJ theory is applicable to this regime, as long as  $\beta \ell_{p0} \gg 1$  [6]. Independent work by Ha and Thirumalai suggests the nonlinear dependence  $\ell_e \propto \beta^{1/2}$  when both  $\beta \ell_{p0} \sim 1$  and  $\ell_{OSF} \gg \ell_{p0}$  [7]. Again we always find an extremely slow crossover to asymptotic behavior as compared to Refs. [6,7] with measured effective values of the exponent  $x$  in the range  $0.5 < x < 1$ .

We finally note that the effect of counterion condensation has been ignored throughout the above work. It has been shown that counterion condensation modifies the bending rigidity of a semiflexible chain [12–15] and may result in the collapse of the PE chain [13]. We have performed a calculation of the distribution function taking into account the attractive interaction due to counterion fluctuations and observed the signature of collapse. We are currently investigating these effects [16].

In conclusion, we find that, upon decreasing the screening or increasing the strength of the electrostatic self-interaction, the concept of an electrostatic persistence length loses its meaning as a comprehensive description of rodlike PE configurational statistics. This is because the distribution function of a charged chain cannot be collapsed onto that of an effective semiflexible chain in a satisfactory way.

RZ acknowledges helpful discussions with I. Borukhov, H. Diamant, K. Loh and V. Oganessian. This research was supported in part by the National Science Foundation under Grant No. DMR-98-05833 (R.G.).

- [1] B. Alberts *et al.*, *Molecular Biology of the Cell* (Garland Publishing, New York, 1994).
- [2] E. Hefler, S. Harlepp, L. Bourdieu, J. Robert, F.C. MacKintosh, and D. Chatenay, *Phys. Rev. Lett.* **85**, 457 (2000).
- [3] O. Kratky and G. Porod, *Recl. Trav. Chim.* **68**, 1106 (1949).
- [4] T. Odijk, *J. Polym. Sci.* **15**, 477 (1977).
- [5] J. Skolnick and M. Fixman, *Macromolecules* **10**, 944 (1977).
- [6] J.-L. Barrat and J.-F. Joanny, *Europhys. Lett.* **24**, 333 (1993); *Adv. Chem. Phys.* **XCIV**, 1 (1996).
- [7] B.-Y. Ha and D. Thirumalai, *Eur. Phys. J. B* **110**, 7533 (1999).
- [8] P.-G. de Gennes, *Scaling Concepts in Polymer Physics* (Cornell University Press, 1979)
- [9] J. Wilhelm and E. Frey, *Phys. Rev. Lett.* **77**, 2581 (1996).
- [10] In our calculations, we increased the dimension of the matrices until the effect (on the end-to-end distribution function) of a further increase in the size of  $\mathbf{T}$  by one hundred—for example, by increasing the dimension from  $1000 \times 1000$  to  $1100 \times 1100$ —was less than a part in a thousand.
- [11] R.R. Netz and H. Orland, *J. Chem. Phys.* **8**, 81 (1999).
- [12] M. J. Stevens and K. Kremer, *J. Chem. Phys.* **103**, 1669 (1995).
- [13] R. Golestanian, M. Kardar, and, T.B. Liverpool, *Phys. Rev. Lett.* **82**, 4456 (1999).
- [14] H. Diamant and D. Andelman, *Phys. Rev. E* **61**, 6740 (2000).
- [15] I. Rouzina and V.A. Bloomfield, *Biophys. J.* **74**, 3152 (1998).
- [16] R. Zandi, J. Rudnick, and R. Golestanian, (to be published).

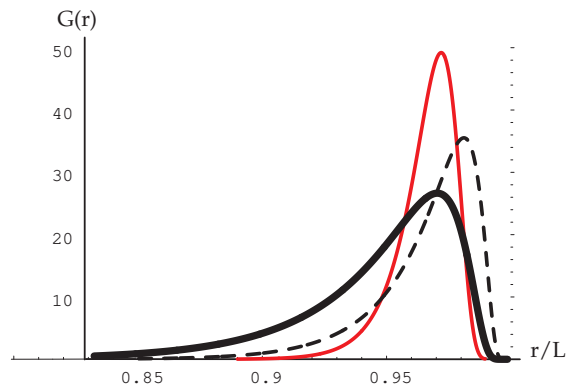


FIG. 1. The thin solid line is the plot of  $G(r)$  for a PE with  $\beta = 600$  and  $\ell_{p0}/L = 0.5$ . The thick solid line belongs to a neutral semiflexible chain with  $\ell_{p0}/L = 3.1$ . The dashed line is for a neutral chain with  $\ell_{p0}/L = 4.86$ . The dashed distribution and the distribution for a PE have the same first moment. As illustrated here, matching of maxima is a better way of achieving an effective WLC description.

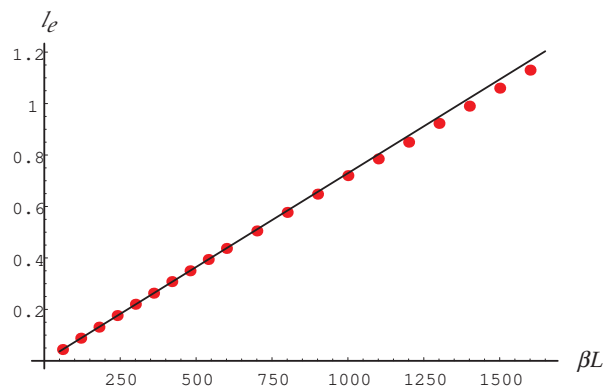


FIG. 2. Comparison of our results for the electrostatic persistence length with Odjik's finite size formula, Eq. (5) (solid line) at  $\kappa L = 17$ .

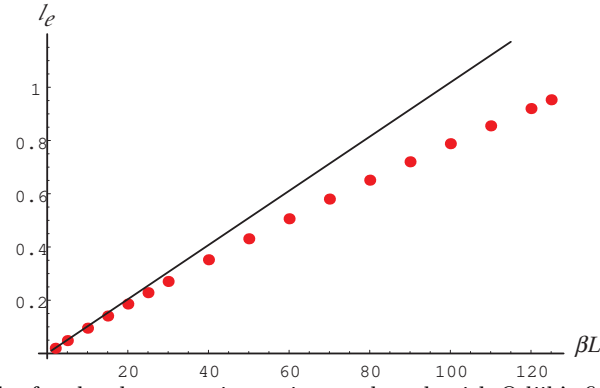


FIG. 3. Comparison of our results for the electrostatic persistence length with Odjik's finite size formula, Eq. (5) (solid line) at  $\kappa L = 2$ .

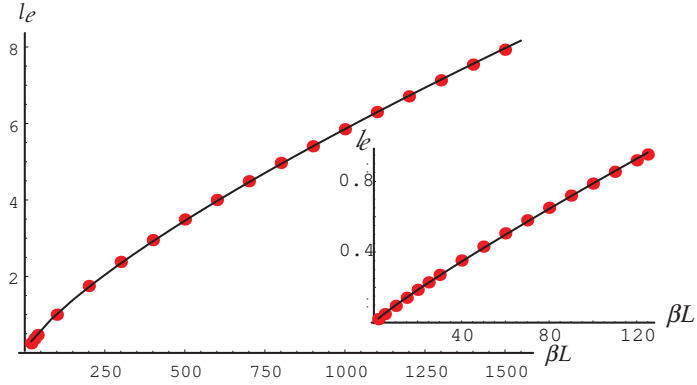


FIG. 4. The power law relation between  $l_e$  and  $\beta L$  for the unscreened case. The inset is for the screened case at  $\kappa L = 2$ .

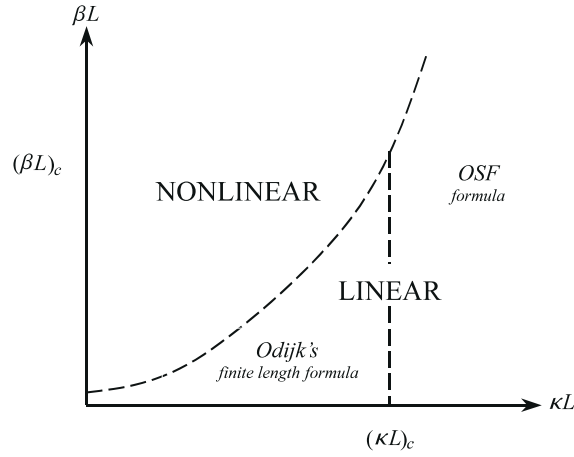


FIG. 5. Crossover between different regimes for a semiflexible PE. In the case of  $\ell_{p0}/L = 0.5$  we find  $(\kappa L)_c \sim 50$  and  $(\beta L)_c \sim 3600$ .