

# Hole carrier of MgB<sub>2</sub> determined by the Hall Measurement

W. N. Kang, C. U. Jung, Kijoon H. P. Kim, Min-Seok Park, S. Y. Lee, Hyeong-Jin Kim, Eun-Mi Choi, Kyung Hee Kim, Mun-Seog Kim, and Sung-Ik Lee\*

*National Creative Research Initiative Center for Superconductivity  
and Department of Physics, Pohang University of Science and Technology,  
Pohang 790-784, Republic of Korea*

The longitudinal resistivity  $\rho_{xx}$  and Hall coefficient  $R_H$  were measured for MgB<sub>2</sub> sintered under high pressure. We found that  $R_H$  is positive like cuprate high- $T_c$  superconductors. The  $R_H$  decreases as the temperature increases for 40 K <  $T$  < 300 K. And cotangent of Hall angle was found to follow  $a + bT^2$  behavior from  $T_c$  to 300 K. At  $T = 100$  K,  $R_H = 4.3 \times 10^{-11}$  m<sup>3</sup>/C and the hole carrier density was  $1.5 \times 10^{23}$ /cm<sup>3</sup>. This hole carrier density is 2 - 3 order of magnitude larger than those of Nb<sub>3</sub>Sn and optimally doped YBa<sub>2</sub>Cu<sub>3</sub>O<sub>y</sub> superconductors.

Recently, the metallic superconductor with transition temperature ( $T_c$ ) about 40 K was found in MgB<sub>2</sub>. [1,2], and has provided great scientific interest. Several thermodynamic parameters have been estimated, [3,4] such as  $H_{c2} \sim 13 - 18$  T, Ginzburg-Landau parameter  $\kappa \sim 26$ , and the critical supercurrent density  $J_c(0) \sim 10^5$  A/cm<sup>2</sup>. For the gap nature, the point contact tunneling has been reported [5] only for the single grain with  $T_c$  of 13.5 K, which is smaller than the reported  $T_c$  of 40 K. The conventional BCS electron-phonon interaction was proposed for the origin of the superconductivity based on band calculation. [6] The possible origin of the enhanced  $T_c$  is suggested to be originated from the strong electron-phonon interaction and the enhanced phonon frequency due to the light boron mass in a MgB<sub>2</sub>. Most of the charge carrier density at the Fermi level come from the boron band. Indeed, the boron isotope effect has been reported with an critical exponent of  $\alpha_B \sim 0.26$ . [7] No experimental study on the electronic structure was reported yet.

Another interesting feature concerning the normal-state Hall effect in high- $T_c$  cuprates is a universal temperature dependence of the cotangent of the Hall angle ( $\cot\theta_H$ ). Anderson has proposed that the charge transport is governed by two different scattering times with different temperature dependences [9,8] In this model, the  $\cot\theta_H$  should be proportional to  $T^2$  since the Hall angle is proportional to the inverse of the Hall scattering time  $\tau_H$  ( $\propto T^{-2}$ ), which has been observed for most High- $T_c$  superconductors. [10,11] In the mixed-state, the flux-flow Hall effect is also quite interesting. A puzzling sign anomaly has been observed in some conventional superconductors [12,13] as well as most of High- $T_c$  superconductors. [14] Even double [15,16] or triple sign changes [14] have been observed in some High- $T_c$  superconductors. A universal scaling behavior between the Hall resistivity and the longitudinal resistivity has been much attracted both experimental [14-17] and theoretical interest. [18] However, These Hall effect in the mixed state is not well understood.

To understand the superconductivity in MgB<sub>2</sub>, it is essential to know the type of the charge carrier and its

density, which has not been reported yet. Theoretically, Hirsch [19] proposed that the 40 K superconductivity of MgB<sub>2</sub> originates mainly from the hole carrier with boron planes acting like the CuO<sub>2</sub> planes in cuprate high-temperature superconductors. He proposed that pairing of hole carriers leads to hole undressing, driven by Coulomb interactions. To the best of our knowledge, the Hall coefficient  $R_H$  for MgB<sub>2</sub> has not been reported. For other metal diborides (MB<sub>2</sub>, where M = Y, Nb, Ti, V, Cr, Zr, Mo, Ta, W), the sign of  $R_H$  was observed negative, [20,21] and no observation of superconductivity was reported. Therefore, the measurement of the Hall effect for MgB<sub>2</sub> has received much scientific attention.

To obtain the reliable results from the transport measurement by using polycrystalline samples, we'd better to make sample strong and dense. In this case, the samples sintered under high pressure is suitable. In our previous report, [2] we showed that the mechanical properties as well as superconducting properties were vastly enhanced for sample sintered at 950 °C under high pressure (3 GPa range).

In this paper, we report the first measurement of the  $R_H$  of MgB<sub>2</sub> by using carefully prepared sample with a thin bar shape. We found that  $R_H$  is positive like cuprate high- $T_c$  superconductors. This observation is opposite to most other metal diborides with the same structure of MgB<sub>2</sub>. The  $R_H$  decreases as the temperature increases for 40 K <  $T$  < 200 K. The cotangent of the Hall angle also follows  $a + bT^{1.8}$  for the most of the temperature region measured from 40 to 300 K. At  $T = 100$  K,  $R_H = 4.3 \times 10^{-11}$  m<sup>3</sup>/C and the calculated hole carrier density is  $1.5 \times 10^{23}$ /cm<sup>3</sup>.

The polycrystalline samples (4.5 mm in diameter and 3.3 mm in height) used in this study were sintered at 950 °C under 3 GPa. Fabrication method of the sample was reported in detail by Jung *et al.* [2] The sample purity is more than 99% as determined by x-ray diffraction. No indicative grain boundaries were observed from the scanning electron microscopy analysis. In order to obtain the higher Hall voltage signal, We cut the bulk sample into a bar shape with 4 mm length and larger width of 2.4 mm, and then mechanically polished into very thin (0.1 mm).

The standard photo-lithography technique was adopted when we align the electrical pads shown in the upper inset of Fig. 1. To obtain good ohmic contacts ( $< 1 \Omega$ ), Au film was coated on contact pads after cleaning the sample surface by Ar ion beam. This process was done in the high vacuum chamber by *in-situ*. The voltage noise which is detrimental for precise measurement was successfully reduced to a lower level by preparing a very thin and optically clean specimen polished from the dense and strong bulk sample. After installing the low noise preamplifier (EM Electronics N11) prior to the nanovoltmeter (HP 34420A), we have achieved the voltage resolution of below 1 nV under the bias current range of  $\sim 100$  mA. The longitudinal and Hall voltage were measured simultaneously by using standard dc 6 probe method. The magnetic field was applied perpendicular to the sample surface by a superconducting magnet system (Maglab2000, Oxford Inc.) and current density was applied  $\sim 42$  A/cm<sup>2</sup>. The Hall voltage extracted from the antisymmetric parts of the transverse voltages measured under opposite direction to remove the longitudinal component due to the misalignment of the Hall voltage pads. The Hall voltage was found to be linear in current and magnetic field.

Figure 1 shows the temperature dependence of longitudinal resistivity,  $\rho_{xx}$ . The low-field magnetization in the zero-field-cooling state for the original bulk sample is shown in the lower inset of Fig. 1. 100% diamagnetism is observed to almost near  $T_c$ , thus we normalized at lower temperature value. The superconducting transition temperature is 38.4 K with the narrow transition width of  $\sim 0.6$  K, judged from 10 to 90% superconducting transition. The resistivity value of  $\rho \sim 70 \mu\Omega\text{cm}$  at 300 K is comparable to that of single crystalline intermetallic superconductors. [22] As reported in our previous work, the normal-state  $\rho_{xx}$  follows roughly the  $T^2$  behavior rather than  $T^3$  behavior for the overall temperature region below the room temperature. [2] No magnetoresistance from  $T_c$  to 300 K was observed, which is consistent with the previous results by Jung *et al.* [2] and Takano *et al.* [4] but different from the data by Finnemore *et al.* [3]

The temperature dependence of the Hall coefficient is shown in figure 2. The two curves in the inset represent the Hall voltage measured at 100 K for the opposite magnetic field up to 5 T. The clear symmetric and linear shape demonstrate that the signal to noise ratio for our measurement is really high. The Hall coefficient was positive for all temperatures above  $T_c$ . At 100 K,  $R_H = 4.3 \times 10^{-11} \text{ m}^3/\text{C}$  and the hole carrier density was calculated to be  $1.5 \times 10^{23} / \text{cm}^3$ . The absolute value of hole carrier density is two order of magnitude larger than that of Nb<sub>3</sub>Sn superconductor [23] and nearly three order of magnitude larger than that of optimally doped YBa<sub>2</sub>Cu<sub>3</sub>O<sub>y</sub>. [10] Based on the experimental result of pressure dependence of  $T_c$ , it is suggested that MgB<sub>2</sub> is

overdoped. [24]

Hirsch offers an explanation based on the universal mechanism, by assuming that superconductivity in MgB<sub>2</sub> is similar to the cuprate superconductor, and is driven by pairing of the heavily dressed hole carriers in a band that is almost full, thereby gaining enough kinetic energy to overcome the Coulomb energy. [19] Based on this assumption, he claimed that the type of the charge carrier is positive.

In figure 3, we show the temperature dependence of  $\cot\theta_H$  at 5 T. The good linear fit to  $a + bT^{1.8}$  rather than  $a + bT^2$  behavior is observed for temperature range from  $T_c$  to 300 K, [11] In high- $T_c$  cuprates, it has been extensively discussed that the charge transport is governed by two different scattering times with different temperature dependences [9,8] According to this two-scattering-time model, the longitudinal conductivity ( $\sigma_{xx}$ ) is governed by the transport scattering time  $\tau_{tr}$ , which proportional to  $1/T$ , whereas the Hall conductivity ( $\sigma_{xy} \sim \tau_H \tau_{tr}$ ) follows  $1/T^3$  since the Hall relaxation rate is proportional to  $1/T^2$ . As a result, the  $\cot\theta_H$  ( $= \sigma_{xy}/\sigma_{xx}$ ) should follow  $\sim T^2$  law. Our data is in fairly agreement with  $\cot\theta_H \sim T^2$  law, which is consistent with the observation in most High- $T_c$  superconductors. [11] But the this observation cannot interpret above model because data shows  $\rho_{xx} \sim T^2$  behavior, as shown in figure 1.

In summary, we report the temperature- and magnetic-field-dependent resistivity of the recently discovered binary superconductor MgB<sub>2</sub> which has a remarkably high transition temperature. We find that  $R_H$  is positive like cuprate high- $T_c$  superconductors and the  $\cot\theta_H$  follows  $a + bT^2$  behavior from  $T_c$  to 300 K and. At  $T = 100$  K,  $R_H = 4.3 \times 10^{-11} \text{ m}^3/\text{C}$  and the hole carrier density was  $1.5 \times 10^{23} / \text{cm}^3$ . We have discussed the implication of the theory of hole superconductivity based on recent model.

## ACKNOWLEDGMENTS

This work is supported by the Ministry of Science and Technology of Korea through the Creative Research Initiative Program.

---

\* E-mail address: silee@postech.ac.kr or wnkgang@postech.ac.kr

- [1] J. Akimitsu, Symposium on Transition Metal Oxides, Sendai, January 10, 2001. J. Nagamatsu, N. Nakagawa, T. Muranaka, Y. Zenitani, and J. Akimitsu. (unpublished).
- [2] C. U. Jung, Min-Seok Park, W. N. Kang, Mun-Seog Kim, S. Y. Lee, and Sung-Ik Lee, cond-mat/0102215 (2001).

- [3] D. K. Finnemore, J. E. Ostenson, S. L. Bud'ko, G. Lapertot, and P. C. Canfield, cond-mat/0102114 (2001).
- [4] Y. Takano, H. Takeya, H. Fujii, H. Kumakura, T. Hatano, K. Tokano, H. Kito, and H. Ihara, cond-mat/0102167 (2001).
- [5] Gabino Rubio-Bollinger, Hermann Suderow, and Sebastian Vieira, cond-mat/0102242 (2001).
- [6] J. Kortus, I. I. Mazin, K. D. Belashchenko, V. P. Antropov, and L. L. Boyer, cond-mat/0101446 (2001).
- [7] S. L. Bud'ko, G. Lapertot, C. Petrovic, C. E. Cunningham, N. Anderson, and P. C. Canfield, cond-mat/0101463 (2001), Phys. Rev. Lett. (in press).
- [8] P.W. Anderson, Phys. Rev. Lett. **67**, 2092 (1991).
- [9] T.R. Chien, Z.Z. Wang, and N.P. Ong, Phys. Rev. Lett. **67**, 2088 (1991).
- [10] J. M. Harris, Y. F. Yan, and N. P. Ong, Phys. Rev. B **46**, 14293 (1992), and references are therein.
- [11] Y. Abe, K. Segawa, and Y. Ando, Phys. Rev. B **60**, R15055 (1999), and references are therein.
- [12] W. A. Reed, E. Fawcett, and Y. B. Kim, Phys. Rev. Lett. **14**, 790 (1965).
- [13] S. J. Hagen, C. J. Lobb, R. L. Greene, M. G. Forrester, and J. H. Kang, Phys. Rev. B **41**, 11630 (1990).
- [14] W. N. Kang, B. W. Kang, Q. Y. Chen, J. Z. Wu, Y. Bai, W. K. Chu, D. K. Christen, R. Kerchner, and Sung-Ik Lee, Phys. Rev. B **61**, 722 (2000).
- [15] R. C. Budhani, S. H. Liou, and Z. X. Cai, Phys. Rev. Lett. **71**, 621 (1993).
- [16] W. N. Kang *et al.*, Phys. Rev. **B59**, R9031 (1999).
- [17] W. N. Kang *et al.*, Phys. Rev. Lett. **76**, 2993 (1996), and references are therein.
- [18] A. T. Dorsey and M. P. A. Fisher, Phys. Rev. Lett. **68**, 694 (1992); V. M. Vinokur *et al.*, *ibid.* **71**, 1242 (1993); Z. D. Wang, J. Dong, and C. S. Ting, *ibid.* **72**, 3875 (1994); N. B. Kopnin and G. E. Volovik, *ibid.* **79**, 1377 (1998).
- [19] J.E. Hirsch, cond-mat/0102115 (2001).
- [20] R.W. Johnson and A.H. Daane, J. Chem. Phys. **38**, 425 (1963).
- [21] H.J. Juretschke and R. Steinitz, J. Chem. Phys. Solids **4**, 118 (1958).
- [22] I.R. Fisher, J.R. Cooper, and R.J. Cava, Phys. Rev. B **52**, 15086 (1995).
- [23] C. Nolscher and G. Saemann-Ischenko, Phys. Rev. B **32**, 1519 (1985).
- [24] B. Lorenz, R. L. Meng, and C. W. Chu, cond-mat/0102264 (2001).

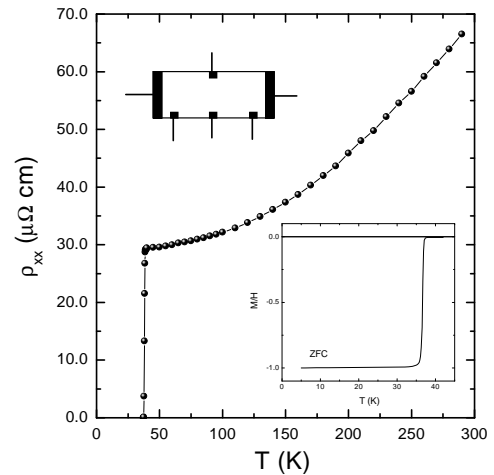


FIG. 1.  $\rho_{xx}$  -  $T$  shows overall  $T^2$  behavior and sharp transition near  $T_c$  for  $\text{MgB}_2$  sample. The lower inset shows the low-field magnetization curve measured in the zero-field-cooling state and the upper inset shows the configuration of the measurement, namely six-terminal method. The two electrical pads at both sides are for current path and the other four leads for longitudinal and transverse voltages measurement.

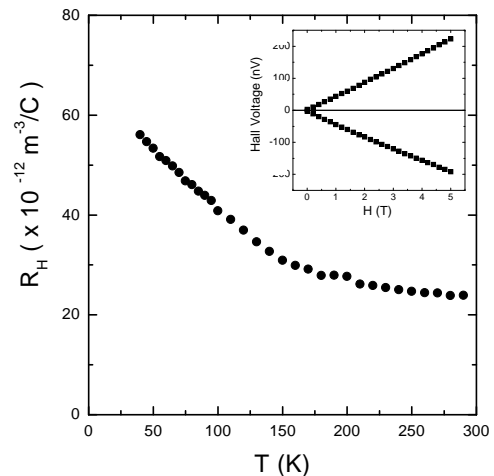


FIG. 2. Hall coefficient measured at 5 T. The two lines in the inset represent the Hall voltage measured at 100 K for opposite two directions of the applied field up to 5 T. The clear symmetric and linear shape demonstrate that the signal to noise ratio for our measurement is really high.

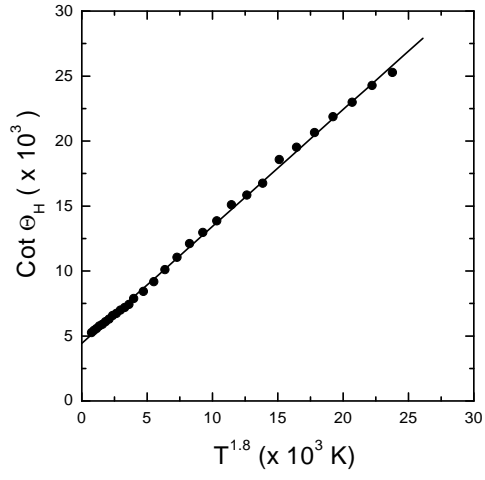


FIG. 3. Cotangent of Hall angle measured at 5 T. The curves show nearly  $T^{1.8}$  behavior over the entire temperature region measured.