

Temperature- and magnetic-field-dependences of normal state resistivity of MgB_2 prepared at high temperature and high pressure condition

C. U. Jung, Min-Seok Park, W. N. Kang, Mun-Seog Kim, S. Y. Lee, and Sung-Ik Lee*

*National Creative Research Initiative Center for Superconductivity
and Department of Physics, Pohang University of Science and Technology,
Pohang 790-784, Republic of Korea*

(Submitted to Phys. Rev. B, Feb. 12, 2001)

We report the temperature- and magnetic-field-dependent resistivity of the recently discovered binary superconductor MgB_2 . The superconducting transition width for the resistivity measurement was about 0.4 K, and the low-field magnetization showed a sharp superconducting transition with a transition width of about 1 K. The resistivity in the normal state followed T^2 behavior rather than T^3 as previously reported. Also, the resistivity did not change with the applied magnetic field, which was opposite to a previous report. Our reliable measurement was possible because we used a hard, dense sample prepared at high temperature and high pressure.

Very recently, superconductivity at about 40 K was found in MgB_2 .¹ The simple structure of this non-oxide compound is expected to have a metallic nature, however, so far, synthesized samples have not been strong to confirm its metallic properties.² Conventional BCS superconductivity has been proposed for this compound and due to the enhanced phonon frequency from the light ionic masses, the superconducting transition temperature is expected to be high. A shift in the T_c due to the boron isotope has been reported with an isotope critical exponent of $\alpha_B \sim 0.26$.^{3,4} In addition, quite a few magnetic parameters, such as $H_{c2} \sim 12.5$ T and $\kappa \sim 26$ have been measured in this compound.²

Compared to the magnetization, reported transport measurements are rare. Despite the urgent needs for transport properties to understand the superconducting mechanism of this compound which has a T_c nearly at the upper limit of the BCS theory, even Hall measurements have not yet been reported. The type of carrier is predicted to be positive with boron planes acting like the CuO_2 planes in cuprate high-temperature superconductors.⁵ However, only one experimental measurement of the resistance has been reported, and it has an unexpected temperature dependence of T^3 in the normal state.² Previously, MgB_2 has been synthesized from a stoichiometric mixture of Mg and B in a sealed Ta tube which is placed in a quartz ampoule at 950 °C. However, samples which are only heat treated (HTP-sample) are rather porous and mechanically weak.⁶

In this paper we report the physical properties of hard, dense MgB_2 synthesized at high temperature and high pressure (HTP-sample). The pressure in this synthesis was $p \sim 3$ GPa. This sample was strong enough to prepare an optically clean surface for the reflectivity measurement by polishing. A measurement of the absolute value of the resistivity, $R(T)$, was also possible because of sample's strong material properties. We found that the resistivity in the normal state followed a T^2 behavior

rather than the T^3 behavior in the previous report.²

High-pressure synthesis was performed with a 12-mm cubic multi-anvil-type press.⁷ Commercially available powder of MgB_2 (C-sample, Alfa Aesar) was used to make a pellet.⁸ The pellet was put into a Au capsule in a high-pressure cell. A D-type thermocouple was inserted near the Au capsule to monitor the temperature. It took about 2 hours to pressurize the cell to 3 GPa. After the pressurization, the heating power was increased linearly and then maintained constant for 2 hours. The sample was synthesized at a temperature of 850 ~ 950 °C and then quenched to room temperature. The weight of the sample obtained in one batch was about 130 mg, and the size was about 4.5 mm in diameter and 3.3 mm in height.

A dc SQUID magnetometer (Quantum Design, MPMSXL) was used to measure the low-field magnetization of the samples. A scanning electron microscope (SEM) was used to investigate the surface morphology. For the resistance measurement, we cut the HTP-sample by using a diamond saw with a coolant and then polished it into a rectangular solid shape with dimension of about $1.0 \times 0.7 \times 4.5$ mm³. The resistance curve, $R(T)$, was measured using the standard 4-probe technique.

Figure 1 shows the normalized magnetic susceptibility, $4\pi\chi(T)$ data from the measured low-field magnetization for two kinds of MgB_2 . The curve with the broad transition is for the C-sample, the other curve with the symbols is for the HTP-sample. The magnetic susceptibility data show that the superconducting transition width decreased from about 10 K for the C-sample to 1 K for the HTP-sample. Thus, it seems that the superconducting properties are vastly enhanced for samples prepared in extreme condition. The decreased zero-field-cooling signal in the magnetic susceptibility for HTP-sample indicates that the flux pinning is greatly enhanced and suggests a very good possibility of high current superconducting applications. The transition temperature of

38.5 K for the C-sample is consistent with the previously reported values, and the transition temperature of the HTP-sample was the same as that of the C-sample.

Figure 2 shows the temperature- and the magnetic-field dependences of the resistivity. The transition width is about 0.4 K for a 10 to 90% drop. The resistivity value of $\rho \sim 50 \mu\Omega\text{cm}$ at room temperature is almost the same as that of single crystalline $\text{Bi}_2\text{Sr}_2\text{Ca}_1\text{Cu}_2\text{O}_y$.⁹ The resistivity at 40 K was $21 \mu\Omega\text{cm}$ with an accuracy of less than 15 percent. The metallic nature of our sample can be easily inferred from its shiny surface with dark yellow tint. The overall temperature dependence of the resistivity follows a $a+bT^2$ behavior rather than the $a+bT^3$ form previously reported for porous MgB_2 .² The solid fitting line with the $a+bT^2$ form in Fig. 2 nearly overlays the data, but the dashed line with the $a+bT^3$ form shows a significant deviation from the data. The previously reported $a+bT^3$ dependence of the resistance may not be an intrinsic property and may be related to the poor grain connection in the porous sintered samples. The parameters for the $a+bT^2$ fitting are $a = 2.000 \times 10^{-5} \mu\Omega\text{cm}$ and $b = 3.566 \times 10^{-10} \mu\Omega\text{cm}/\text{K}^2$. However below 100 K, the resistivity fitting was quite better for $a+bT^3$ with $b = 1.7017 \times 10^{-12} \mu\Omega\text{cm}/\text{K}^3$ as shown in a lower inset of Fig. 2, which means smaller electron-phonon coupling.¹⁰ The upper inset of Fig. 2 shows the resistivity measured under an external magnetic field. The resistance in the normal state does not depend on the external magnetic field. Thus, the dependence of the resistivity either on the temperature or on the external magnetic field is quite different from the previous results measured for porous samples.²

Figure 3 shows SEM pictures. The MgB_2 crystal has an AlB_2 structure. In this structure, boron atoms form honeycomb layers alternately with hexagonal layers of Mg atoms. The brittle nature of the samples synthesized previously in a Ta tube after heating is thought to have originated from the intrinsic structure due to this alternating structure.⁶ In Fig. 3. (a), the grain size of the C-sample from the Alfa Aesar powder is less than $1 \mu\text{m}$. The grain sizes for pellets sintered by others were between 0.5 and $5 \mu\text{m}$.² For the HTP-sample, the grain size is drastically increased. In the SEM picture, all the grains in the HTP-sample are well connected. We cannot even distinguish the grain boundaries. The microscopic connections between the grains may be the reasons for HTP-sample being strong and dense macroscopically. Thus the T^2 dependence of the resistivity of the HTP-sample is more intrinsic.

In summary, we report the temperature- and magnetic-field-dependant resistivity of the recently discovered binary superconductor MgB_2 which has a remarkably high transition temperature. The superconducting transition width for the resistivity measurement was about 0.4 K, and the resistivity in the normal state followed a behavior of T^2 rather than the previously reported T^3 behavior. The absolute values of the resistivity at room temperature and at just above T_c were 50 to $21 \mu\Omega\text{cm}$ respec-

tively. Also, the resistivity in the normal state did not change with the applied magnetic field up to 5 T, which was opposite to a previous report. The T^3 behavior of resistivity at lower temperatures seems to suggest weak electron-phonon coupling.

We appreciate valuable discussions with J. Tallon and H. Ding. This work is supported by the Ministry of Science and Technology of Korea through the Creative Research Initiative Program.

* Electronic address: silee@postech.ac.kr or jungking@postech.ac.kr

¹ J. Akimitsu, Symposium on Transition Metal Oxides, Sendai, January 10, 2001. J. Nagamatsu, N. Nakagawa, T. Muranaka, Y. Zenitani, and J. Akimitsu. (to be published).

² D. K. Finnemore, J. E. Ostenson, S. L. Bud'ko, G. Lapertot, and P. C. Canfield, cond-mat/0102114.

³ J. Kortus, I. I. Mazin, K. D. Belashchenko, V. P. Antropov, and L. L. Boyer, cond-mat/0101446.

⁴ S. L. Bud'ko, G. Lapertot, C. Petrovic, C. E. Cunningham, N. Anderson, and P. C. Canfield, cond-mat/0101463, Phys. Rev. Lett. (in press).

⁵ J. E. Hirsch, cond-mat/0102115.

⁶ Mackenzie Paul, private communication.

⁷ C. U. Jung, J. Y. Kim, Mun-Seog Kim, Min-Seok Park, Heon-Jung Kim, Yushu Yao, S. Y. Lee, and Sung-Ik Lee, (submitted to Physica C).

⁸ Alfa Aesar, A Johnson Matthey Company, Stock # 88149: magnesium boride, 98 % (assay) MgB_2 (possible impurities are not specified).

⁹ Mi-Ock Mun, Sung-Ik Lee, Sung-Ho Suck Salk, H. J. Shin, and M. K. Joo, Phys. Rev. B **48**, 6703 (1993).

¹⁰ J. C. Phillips, Physics of High- T_c superconductors (Academic Press, San Diego, 1989), p. 53.

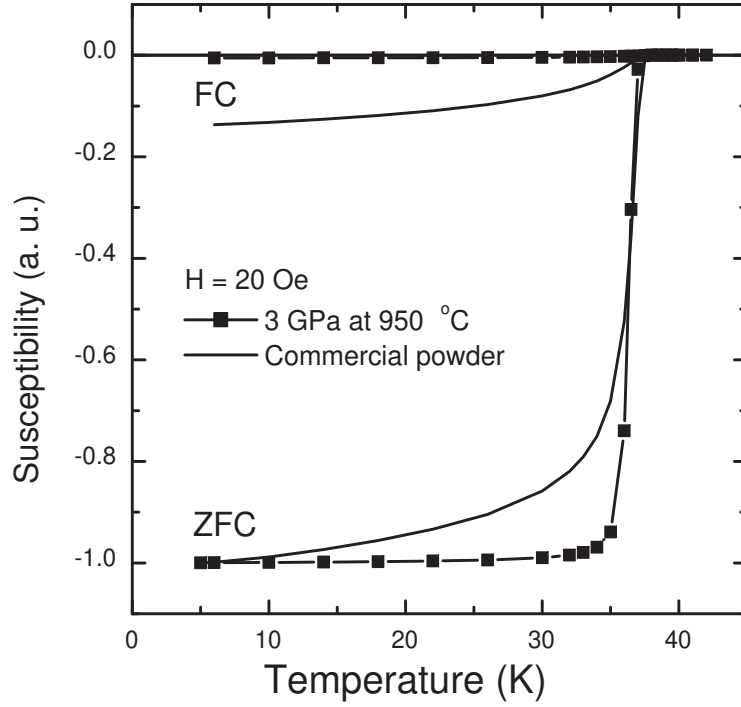


FIG. 1. Normalized magnetic susceptibility from the low-field magnetization $M(T)$ of MgB_2 . $M(T)$ for zero-field-cooling and field-cooling states were measured at 20 Oe. The curve with a broad transition is for the as-purchased powder (50 mg), and the curve with a sharp transition is for the HTP-sample (120 mg).

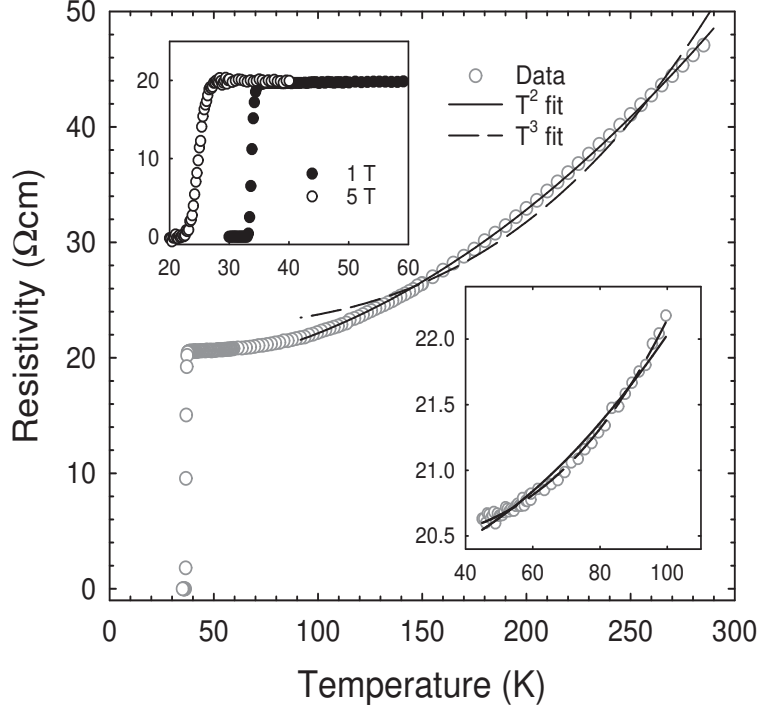


FIG. 2. Resistivity of HTP-sample of MgB_2 . Symbols denote the data and the two lines are fitting lines. Above T_c , the temperature dependence of the resistance follows a T^2 behavior (solid line through the data) rather than reported previously T^3 behavior (dashed line). The transition width is about 0.4 K. The upper inset shows the dependence of the resistivity on the external magnetic field. This dependence is different from the previous results that the resistivity near T_c doubles for $H = 9$ T. The lower inset shows the T^3 resistivity behavior at lower temperatures, which suggest weak electron-phonon coupling.




FIG. 3. SEM pictures of (a) the C-sample and (b) the HTP-sample which is heat treated MgB_2 at 3 GPa. The scale bars indicate $1\text{ }\mu\text{m}$ for both pictures.