

# COOPERATIVE PARRONDO'S GAMES

Raúl Toral

*Instituto Mediterráneo de Estudios Avanzados, IMEDEA (CSIC-UIB)  
Campus UIB, 07071-Palma de Mallorca, Spain,  
email: raul@imedea.uib.es, http://www.imedea.uib.es/PhysDept*

We introduce a new family of Parrondo's games of alternating losing strategies in order to get a winning result. In our version of the games we consider an ensemble of players and use "social" rules in which the probabilities of the games are defined in terms of the actual state of the neighbors of a given player.

Parrondo's paradox [1–4] shows that the combination of two losing strategies can lead to a winning result. The paradox, which is inspired on a discrete time version of the flashing ratchet [5], can be phrased in terms of very simple gambling games in which some unit (say, 1 euro) is won or lost with a given probability. We can imagine, for instance, that the games consist on throwing different biased coins and that, in this way, a "capital"  $C(t)$  is built. Every time a game is played (a coin is thrown) time increases by one unit,  $t \rightarrow t + 1$ , and the capital increases or decreases by 1,  $C(t) \rightarrow C(t) \pm 1$ . A game is said to be winning (losing) if the average capital [6]  $\langle C(t) \rangle$  increases (decreases) with time. A fair game is one in which  $\langle C(t) \rangle$  remains constant.

The original version of the paradox is based on the two following basic games that can be played at any time  $t$ :

- Game A: there is a probability  $p$  of winning.
- Game B: If the capital  $C(t)$  is a multiple of 3, the probability of winning is  $p_1$ , otherwise, the probability of winning is  $p_2$ .

Obviously, game A is fair if  $p = 1/2$ . Similarly, it is easy to prove that game B is fair if the condition  $(1 - p_1)(1 - p_2)^2 = p_1 p_2^2$  holds. Choosing, for example,  $p = 0.5 - \epsilon$ ,  $p_1 = 0.1 - \epsilon$ ,  $p_2 = 0.75 - \epsilon$ , with  $\epsilon$  a small positive number it turns out that both game A and game B, when played by themselves, are losing games. The surprise arises when game A and B are played alternatively, either in succession such as AABBAABBAABB... or randomly by choosing (with probability 1/2) the next game to be played. We will denote, for short, game "A+B" the case in which games A or B are chosen randomly at each time step and game "[ $k_1, k_2$ ]" will be one in which there is a sequence of  $k_1$  plays of game A followed by  $k_2$  plays of game B. For instance, game [2, 2] corresponds to the sequence AABBAABBAABB... In this case of alternation in the game played, the paradoxical result is that the outcome turns out to be a winning game, although both games A and B are losing games. The paradox can be related to a discrete version of the flashing ratchet in which a Brownian particle is subjected, alternatively, to the effect of two potentials. The potentials are such that each one, acting alone, induces a net movement for the particle in the direction of decreasing potential (say, to the left). However, in the case of alternating potentials, the net movement is in the opposite direction (to the right). The possible relevance of the paradox to other situations of interest in fields such as Biology, Economy and Physics has been recently pointed out [7,8].

A new version of the paradox has been introduced recently [7]. In this new version, game A is the same as defined before, but the probabilities of game B do not depend directly on the actual value of the capital, but rather on the past history of winning and losing games. Let us classify the game played at any time  $t$  as a "loser" ("winner") if it results in loss (win) of capital. The probabilities of game B depend then on the outcome of the last two games. More precisely, game B is modified as follows: the probability of winning at time  $t$  is:

- $p_1$ , if game at  $t - 2$  was loser and game at  $t - 1$  was loser,
- $p_2$ , if game at  $t - 2$  was loser and game at  $t - 1$  was winner,
- $p_3$ , if game at  $t - 2$  was winner and game at  $t - 1$  was loser,
- $p_4$ , if game at  $t - 2$  was winner and game at  $t - 1$  was winner.

It turns out that the condition for the new game B to be a fair one is  $p_1 p_2 = (1 - p_3)(1 - p_4)$ . For instance, the choice  $p_1 = 0.9 - \epsilon$ ,  $p_2 = p_3 = 0.25 - \epsilon$ ,  $p_4 = 0.7 - \epsilon$  (for positive  $\epsilon$ ) results in B being a losing game. As before, game A with  $p = 1/2 - \epsilon$  is a losing game. However, it has been shown that (for sufficiently small  $\epsilon$ ) the paradox appears again: although both game A and game B, when played by themselves, are losing games, they lead to a winning result when played alternatively, either randomly, A+B, or in the [2, 2] succession AABBAABBAABB...

Inspired by this result, we introduce a new version of the games that we call "cooperative Parrondo's games". In this version, we consider an ensemble of  $N$  players, each one owning a capital  $C_i(t)$ ,  $i = 1, \dots, N$ . This capital evolves by combination of

two basic games, A and B. First a player,  $i$ , is randomly chosen amongst the  $N$  players. Player  $i$  can then play either game A or game B according to some rules. When a player wins in any particular game, it is labeled as “winner”, otherwise it is labeled as “loser”. The state of “winner” or “loser” for a particular player remains unchanged in time until that player has the chance to play again. Game A is the same as before: there is a probability  $p$  (alternatively  $1 - p$ ) for player  $i$  to win (lose) one unit and increase (decrease) his capital  $C_i(t)$  by 1. The new ingredient is that the probabilities of game B are defined according to the state of the two neighbor players,  $i + 1$  and  $i - 1$  (we assume periodic boundary conditions). The simplest version appears when the probability of winning at time  $t$  depends on the present state of the neighbors and it is given by:

- $p_1$ , if player at site  $i - 1$  is a loser and player at site  $i + 1$  is a loser,
- $p_2$ , if player at site  $i - 1$  is a loser and player at site  $i + 1$  is a winner,
- $p_3$ , if player at site  $i - 1$  is a winner and player at site  $i + 1$  is a loser,
- $p_4$ , if player at site  $i - 1$  is a winner and player at site  $i + 1$  is a winner.

We classify the games according to the behavior of the total capital  $C(t) = \sum_i C_i(t)$ . Therefore, a winning game is one for which the average value of the total capital  $\langle C(t) \rangle$  increases with time, and similarly for losing and fair games.

We will show that Parrondo’s paradox applies also to this kind of games: there are situations, i.e. values of the probabilities  $p, p_1, p_2, p_3, p_4$ , in which the alternation of game A and game B can perform better than games A and B separately. In particular, it is possible for games A and B to be losing or fair games, and that an alternation of games A and B leads to a winning result. Before presenting numerical evidence of this paradoxical result, we perform a mean-field type analysis that can capture some aspects of this new game.

Let  $P_i^A(t)$ ,  $P_i^B(t)$  and  $P_i^{A+B}(t)$  be the probability that the  $i$  player is labeled as winner at time  $t$  when playing only game A, only game B or game A+B, respectively. The probability of player  $i$  being labeled as loser at time  $t$  for each of the three games is, consequently,  $1 - P_i^A(t)$ ,  $1 - P_i^B(t)$ ,  $1 - P_i^{A+B}(t)$ . For game A it is  $P_i^A(t) = p$  for all times  $t$ . For games B and A+B the evolution of the probabilities  $\{P_1^B(t), \dots, P_N^B(t)\}$  and  $\{P_1^{A+B}(t), \dots, P_N^{A+B}(t)\}$  is governed by master equations which can not be solved explicitly. In our mean-field approach we assume that the probabilities of being winner or loser at time  $t$  for the different players are equal for all of them, i.e.  $P_i^B(t) \equiv P^B(t)$  and  $P_i^{A+B}(t) \equiv P^{A+B}(t)$ . The mean-field equation for the evolution of the common probability in game B is:

$$P^B(t+1) = (1 - P^B(t))^2 p_1 + P^B(t)(1 - P^B(t))(p_2 + p_3) + P^B(t)^2 p_4 \equiv F(P^B(t)), \quad (1)$$

where the different terms of the r.h.s. of this equations reflect each of the 4 possibilities that have been spelt out in the definition of game B.

In the random sequence defining game A+B, there is a probability 1/2 of choosing game A and a probability 1/2 of choosing game B at each time step. Therefore the corresponding mean-field equation for game A+B is

$$P^{A+B}(t+1) = \frac{1}{2} [p + F(P^{A+B}(t))]. \quad (2)$$

The stationary probability of winning in game B is obtained by setting  $P^B(t+1) = P^B(t) \equiv P^B$ . This stationary probability satisfies the equation

$$P^B = F(P^B). \quad (3)$$

Similarly, the mean field stationary solution  $P^{A+B}$  for game A+B is obtained by solving

$$P^{A+B} = \frac{1}{2} [p + F(P^{A+B})]. \quad (4)$$

We will find a “weak” paradoxical result of the Parrondo type whenever the random alternation of game A+B performs better than the average of games A and B. This is to say, whenever the condition

$$P^{A+B} > \frac{1}{2}(p + P^B) \quad (5)$$

is satisfied. This depends on the set of numbers  $p, p_1, p_2, p_3, p_4$ . For instance, choosing  $p = 0.5$ ,  $p_2 = p_3 = 0.16$ ,  $p_4 = 0.7$  the above inequality is satisfied both for  $p_1 < 0.5395$  and for  $p_1 > 0.98$  [9].

In order to check the validity of this paradoxical result obtained within the mean-field approach, we have performed a numerical simulation of the model whose results will be discussed now in some detail. The numerical results, in accordance with the mean field analysis, do show the existence of sets of probabilities  $p, p_1, p_2, p_3, p_4$  for which the game A+B performs better than the average of games A and B played separately. This happens, for instance, for  $p = 0.5, p_1 = 0.5, p_2 = p_3 = 0.16, p_4 = 0.7$  in which both games B and game A+B are losing games. Furthermore, there are situations in which the paradoxical result is enhanced by the fact that game B is a losing game whereas game A+B turns out to be a winning game. This “strong” paradoxical result, which is observed in the numerical simulation, is not correctly predicted by the mean-field analysis. As a way of example, we plot in figure 1 the average capital when playing the games using the values  $p = 0.5, p_1 = 1, p_2 = p_3 = 0.16, p_4 = 0.7$ . In this figure we plot the average capital when playing either game A, game B, a random sequence of games A and B (the game A+B) and the  $[2, 2]$  alternation of games AABBAABB. . . . As shown in the figure, and for these values of the probabilities, it turns out that game A is fair, game B is losing, but both A+B and  $[2, 2]$  are winning games. The existence of this paradoxical result when playing games whose probabilities depend on the present state of the neighbors is the main result of this paper.

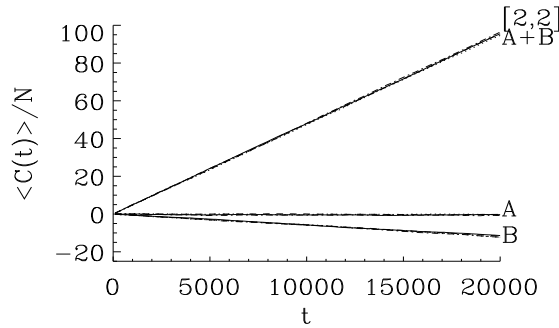


FIG. 1. Average capital per player,  $\langle C(t) \rangle / N$  versus time,  $t$ , measured in units of games per player. The probabilities defining the games are:  $p = 0.5, p_1 = 0.5, p_2 = p_3 = 0.16, p_4 = 0.7$ . These results show that game A is fair, game B is a losing game, but that when games A and B are played in random succession (game A+B) or in the  $[2, 2]$  alternation AABBAABB. . . , the result is a winning game. We show in this graph results for  $N = 50, 100, 200$  players. Averages are performed with respect to  $M = 1000$  realizations of the games using different random numbers.

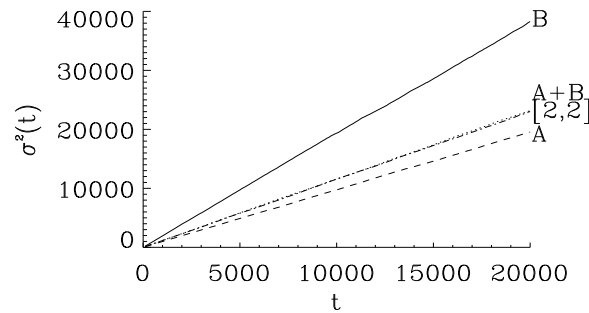


FIG. 2. Time evolution of the variance  $\sigma^2$  of the single player capital distribution using games with the same probabilities than in figure 1 and  $N = 50$  players. For game A the exact result is  $\sigma^2 = t$ . For games B, A+B or  $[2, 2]$  no exact result is known. A linear fit to the law  $\sigma^2 = \alpha t$  gives  $\alpha = 1.91$  for game B and  $\alpha = 1.15$  for both games A+B and  $[2, 2]$ . Notice that the slope  $\alpha$  of the combined games A+B and  $[2, 2]$  is smaller than that of game B indicating that the spread of capital is less in the combined games than in the single game B.

We next characterize the capital distribution between the different players. We expect, due to the law of large numbers, that the probability distribution  $P(C_i, t)$  of the capital  $C_i$  of player number  $i$  at time  $t$  follows in all cases, and in the limit of large  $N$ , a Gaussian distribution. Due to the symmetry between players [10], the average capital of a single player is equal for all of them,  $\langle C_i(t) \rangle = N^{-1} \langle C(t) \rangle$ . We have computed the variance of the single-player capital distribution  $\sigma^2(t) = \langle N^{-1} \sum_i C_i(t)^2 - [\langle C(t) \rangle / N]^2 \rangle$ . For game A we have the exact result:  $N^{-1} \langle C(t) \rangle = (p - 1/2)t$  and  $\sigma^2(t) = p(1 - p)t$ . We can see in figure 2 that the variance of game B is, for the particular values of the probabilities taken here, larger than that of game A. However, the random alternation of game A+B or the sequence  $[2, 2]$  both yield a similar variance which is

smaller than that of game B. We conclude that the distribution of capital between the different players for the combined games A+B or [2, 2] is more uniform than that of game B. This interesting result excludes that a winning overall game is produced as a consequence of a large fluctuation implying only a small number of players.

We also compute the normalized correlation function for the capital of two players  $i$  and  $j$ . This is defined as

$$G_{i,j}(t) \equiv \frac{\langle [C_i(t) - \langle C_i(t) \rangle][C_j(t) - \langle C_j(t) \rangle] \rangle}{\sigma^2(t)}, \quad (6)$$

and the stationary correlation defined as  $G(i, j) = \lim_{t \rightarrow \infty} G_{i,j}(t)$ . In the case of game A, the exact result is  $G^A(i, j) = \delta_{i,j}$ , i.e., there is no correlation between the capital of players at two different sites. However, both in games B and A+B there is a non-null correlation between the capital of a site and that of its neighbors, as shown in figure 3. In game B this correlation extends clearly at least to the fourth neighbor. The combination of games A and B partly destroys this correlation and as a result, game A+B has only (negative) correlations between the nearest neighbors players.

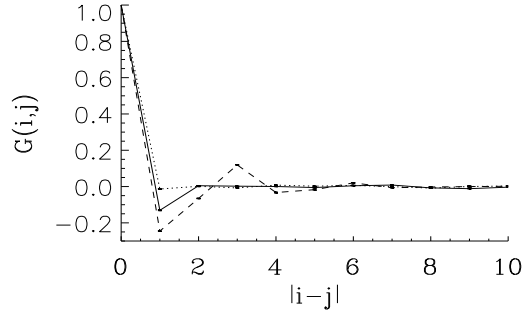


FIG. 3. Stationary value of the correlation function  $G(i, j) = \lim_{t \rightarrow \infty} G_{i,j}(t)$  as defined in (6) plotted versus the distance between players  $|i - j|$ . The dotted line corresponds to the result  $G(i, j) = \delta_{i,j}$  of game A. The dashed line is for game B and the solid line for game A+B.

In conclusion, we have introduced a new family of games based upon the Parrondo's strategy of alternating non-winning games to generate a winning result. The novelty of our treatment lies on that a winning game results from the interaction between the different players. In that sense, we can consider that our results can serve as a model for the application of the games to situations in which "social" rules for the definition of the success probabilities need to be considered. In this sense, it would be interesting to study the behaviour of the model in two-dimensional lattices where the links between sites follow the pattern of a small-world network [11]

**Acknowledgements** This work was supported by MCYT (Spain), grants numbers PB97-0141-C01-01 and BFM2000-1108.

- 
- [1] G.P. Harmer and D. Abbott, *Nature* **402**, 864 (1999).
  - [2] G.P. Harmer and D. Abbott, *Stat. Sci.* **14**, 206 (1999).
  - [3] G.P. Harmer, D. Abbott, P.G. Taylor and J.M.R. Parrondo in *Proc. 2nd Int. Conf. Unsolved Problems of Noise and Fluctuations*, American Institute of Physics, Melville (New York) 2000, eds. D. Abbott and L.B. Kiss.
  - [4] G.P. Harmer, D. Abbott, P.G. Taylor, C.E.M. Pearce and J.M.R. Parrondo in *Proc. Stochastic and Chaotic Dynamics in the Lakes*, American Institute of Physics (in the press), ed. P.V.E. McClintock.
  - [5] R.D. Astumian and M. Bier, *Phys. Rev. Lett.* **72**, 1766 (1994).
  - [6] Averages are meant with respect to many realizations of the game.
  - [7] J.M.R. Parrondo, G. Harmer and D. Abbott, *Phys. Rev. Lett.* **85**, 5226 (2000).
  - [8] P. Davies, *Physics and Life*, lecture in honor of Abdus Salam (2000).
  - [9] These numbers by no means constitute an exceptional example. Many other sets of probabilities lead to this paradoxical result.
  - [10] This happens after a transitory time or if the initial condition is equal for all the players.
  - [11] R. Toral, work in progress.